



CURRENT STATUS OF CONFIRMED CASES



126



ACT	NSW	NT	QLD	SA	TAS	VIC	WA
2	71	2	16	11	1	19	4

3,147



ACT	NSW	NT	QLD	SA	TAS	VIC	WA
61	1,583	32	597	220	48	391	215

67,957,374

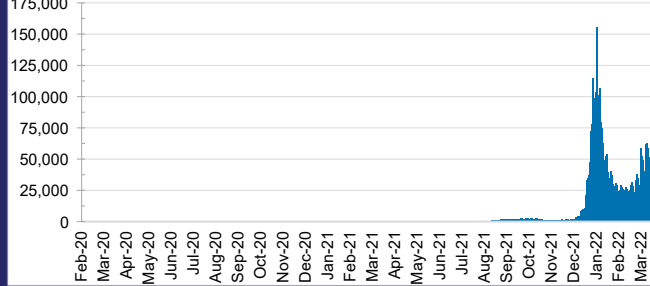


**TOTAL TESTS
REPORTED**

ACT	NSW	NT	QLD
1,020,099	30,490,434	753,635	7,207,305

SA	TAS	VIC	WA
4,419,454	623,809	20,241,526	3,201,112

DAILY NUMBER OF REPORTED CASES

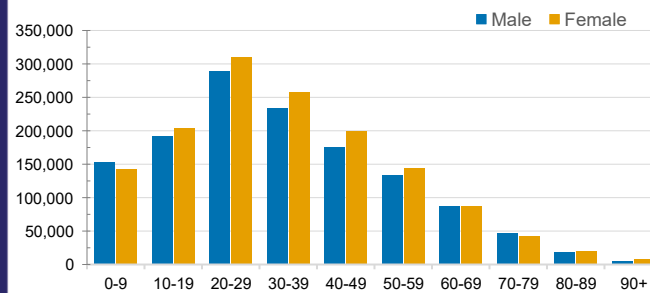


CASES IN AGED CARE SERVICES

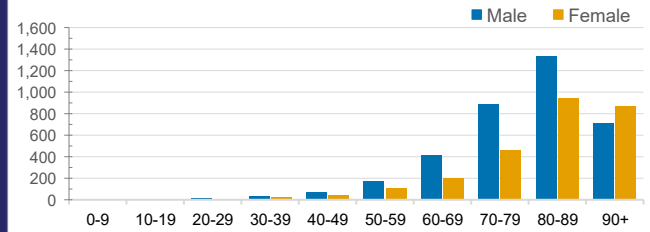
Confirmed Cases	Australia	ACT	NSW	NT	QLD	SA	TAS	VIC	WA
Residential Care Recipients	28028 (2003)	258 (18)	10663 (644)	98 (4)	4884 (250)	1891 (100)	454 (10)	8639 (941)	1141 (36)
In Home Care Recipients	205 (13)	0	45 (3)	0	15	1	5 (2)	138 (7)	1 (1)

Cases in care recipients (deaths)

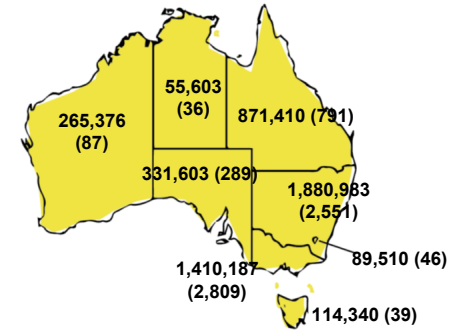
CASES BY AGE GROUP AND SEX



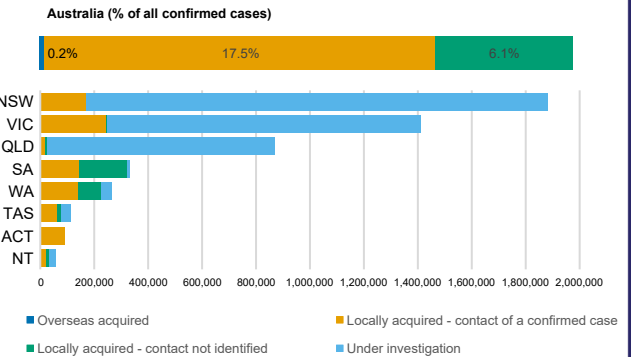
DEATHS BY AGE GROUP AND SEX



CASES (DEATHS) BY STATE AND TERRITORIES



CASES BY SOURCE OF INFECTION



PUBLIC HEALTH RESPONSE MEASURE

