



CURRENT STATUS OF CONFIRMED CASES



130



ACT	NSW	NT	QLD	SA	TAS	VIC	WA
2	70	1	16	12	3	19	7

3,145



ACT	NSW	NT	QLD	SA	TAS	VIC	WA
61	1,584	29	572	232	55	376	236

67,847,632

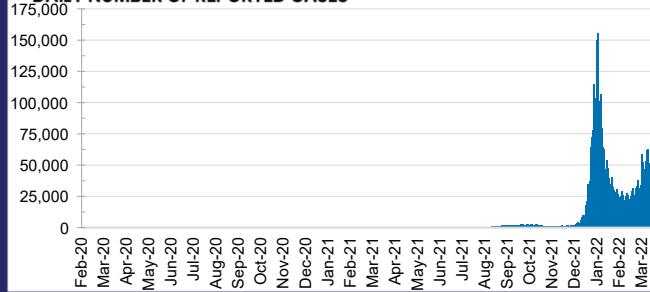


**TOTAL TESTS
REPORTED**

ACT	NSW	NT	QLD
1,017,569	30,444,800	752,528	7,197,358

SA	TAS	VIC	WA
4,404,292	621,565	20,218,677	3,190,843

DAILY NUMBER OF REPORTED CASES

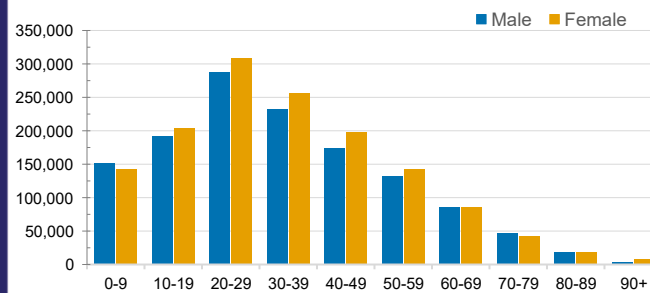


CASES IN AGED CARE SERVICES

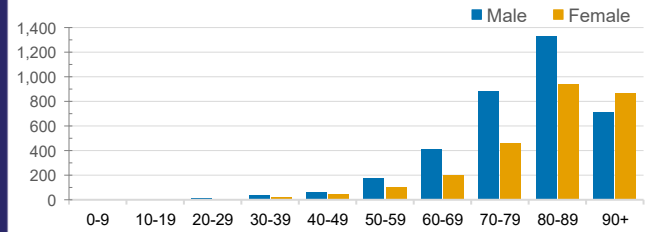
Confirmed Cases	Australia	ACT	NSW	NT	QLD	SA	TAS	VIC	WA
Residential Care Recipients	27399 (1994)	254 (17)	10443 (643)	98 (4)	4784 (249)	1841 (97)	405 (9)	8514 (941)	1060 (34)
In Home Care Recipients	205 (13)	0	45 (3)	0	15	1	5 (2)	138 (7)	1 (1)

Cases in care recipients (deaths)

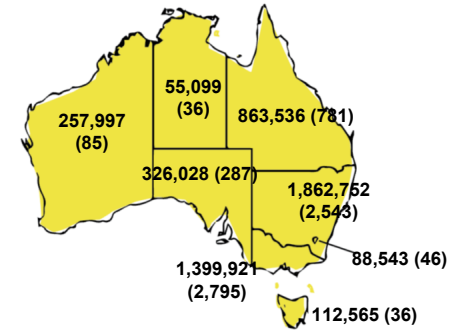
CASES BY AGE GROUP AND SEX



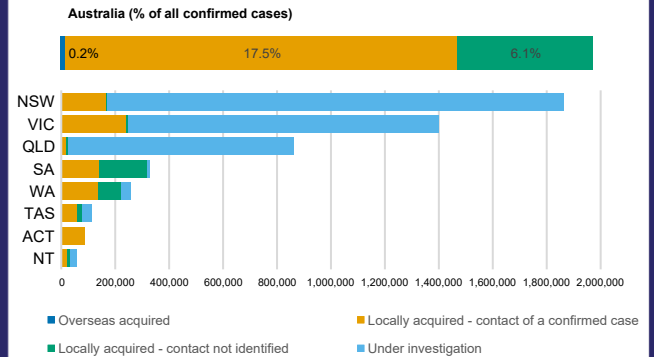
DEATHS BY AGE GROUP AND SEX



CASES (DEATHS) BY STATE AND TERRITORIES



CASES BY SOURCE OF INFECTION



PUBLIC HEALTH RESPONSE MEASURE

