



CURRENT STATUS OF CONFIRMED CASES



112



ACT	NSW	NT	QLD	SA	TAS	VIC	WA
3	56	1	14	11	1	16	10

2,941



ACT	NSW	NT	QLD	SA	TAS	VIC	WA
62	1,492	33	500	222	42	356	234

67,660,586

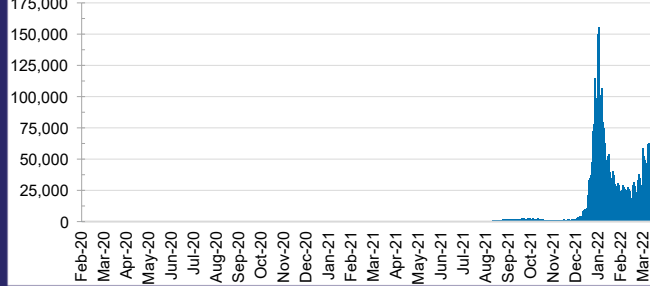


**TOTAL TESTS
REPORTED**

ACT	NSW	NT	QLD
1,012,784	30,380,749	751,091	7,185,794

SA	TAS	VIC	WA
4,379,827	618,706	20,187,219	3,144,416

DAILY NUMBER OF REPORTED CASES

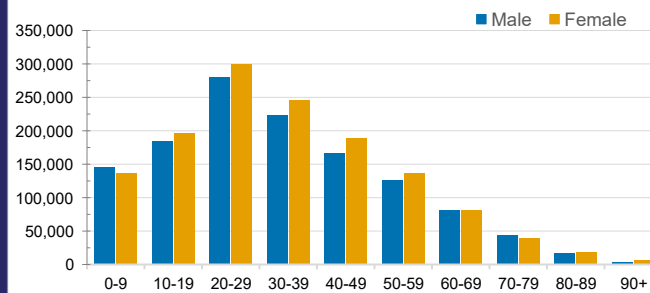


CASES IN AGED CARE SERVICES

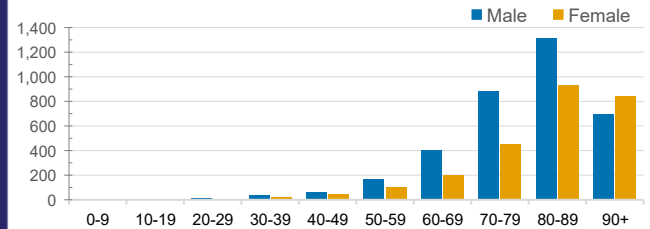
Confirmed Cases	Australia	ACT	NSW	NT	QLD	SA	TAS	VIC	WA
Residential Care Recipients	26193 (1974)	253 (16)	10043 (630)	97 (4)	4593 (248)	1751 (98)	354 (7)	8073 (938)	1029 (33)
In Home Care Recipients	205 (13)	0	45 (3)	0	15	1	5 (2)	138 (7)	1 (1)

Cases in care recipients (deaths)

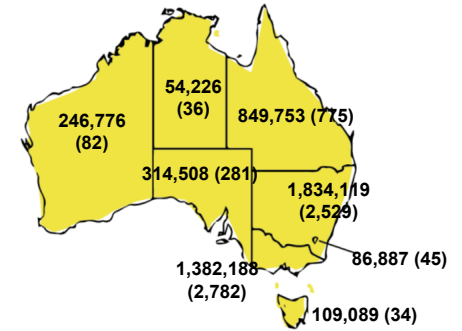
CASES BY AGE GROUP AND SEX



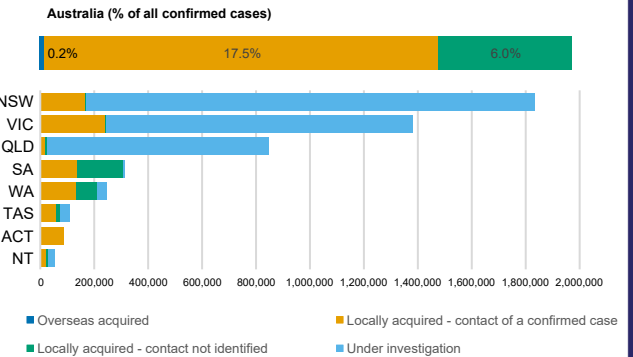
DEATHS BY AGE GROUP AND SEX



CASES (DEATHS) BY STATE AND TERRITORIES



CASES BY SOURCE OF INFECTION



PUBLIC HEALTH RESPONSE MEASURE

