



# COVID-19 outbreaks in Australian residential aged care facilities

## National snapshot

As at 8:00 pm 3 March 2022 there are 1,175 COVID-19 cases in 210 active outbreaks in residential aged care facilities across Australia. Of these, 661 cases are in residents and 514 cases are in staff.

**Table 1: Aged Care COVID-19 data as at 8.00pm 3 March 2022<sup>1</sup>**

<b>Active outbreaks</b>	<b>210</b>
Resident cases – total cases associated with active outbreaks	1,616
Resident cases – total cases currently active (total cases minus recovered cases and deceased)	661
Staff cases – total cases associated with current active outbreaks	1,297
Staff cases – total cases currently active (total cases minus recovered cases and deceased, noting no deaths recorded to date)	514
Total number of deaths since the start of the pandemic	1,821
Total number of residential aged care facilities that have had an outbreak - Cumulative total since the beginning of the pandemic	2,114
Total number of outbreaks at residential aged care facilities – Cumulative total since the beginning of the pandemic	2,875 <sup>2</sup>
Resident cases – Cumulative total since the beginning of the pandemic	20,104
Staff cases - Cumulative total since the beginning of the pandemic	22,762

<sup>1</sup> Includes transition care

<sup>2</sup> Changes to reporting and analysis procedures has reduced outbreak totals due to a higher level of accuracy in the identification and recording of outbreaks.

## Analysis

### Current situation in Australia

Joint arrangements are in place in all states and territories to support facilities with outbreaks and additional support for State emergency operation centres is being provided as the need arises. In Victoria, the Victorian Aged Care Response Centre is also fully operational, with Commonwealth and Victorian Government officials working closely together in a coordinated effort to respond to aged care outbreaks across the state.

As at 12:00 hrs 3 March 2022 there has been a total of 2,920,706 cases of COVID-19 reported, including 209,478 active cases and 5,317 deaths in Australia.

As at 3 March 2022 there are:

- 210 active outbreaks in residential aged care facilities nationally – 73 in NSW, 26 in Victoria, 36 in SA, 50 in QLD, 2 in TAS, 9 in the NT, 6 in the ACT, and 8 in WA.
- 661 residents and 514 staff currently COVID-19 positive in active outbreaks.
  - Of the residents, 301 are in NSW, 73 in Victoria, 36 in SA, 189 in QLD, 2 in TAS, 35 in the NT, 1 in the ACT, and 24 in WA.
  - Of the staff, 243 are in NSW, 45 in Victoria, 66 in SA, 111 in QLD, 2 in TAS, 13 in the NT, 15 in the ACT, and 19 in WA.
- 854 reported deaths in 2022 (a total of 1,821 since beginning of pandemic: 685 in 2020; 282 in 2021 and 854 in 2022).

Case numbers and numbers of deaths are dependent upon reporting from facilities and validation of deaths from state and territory governments. In some cases this may be delayed, reflecting case numbers reported during a period rather than necessarily occurring during this period.

Determining cause of death rests with the States and Territories. In many cases where the resident has comorbidities, confirming a COVID death may take time and be impacted by findings from coronial inquiries. Reported COVID deaths are subject to change following these inquiries.

Further investigations are underway with State and Territory Governments to confirm 2021 and 2022 numbers reflect official and agreed deaths data.

Given the high caseload in January 2022 cases were not being identified as resolved and had been previously reported as active cases. Instead all cases associated with active outbreaks (recovered, deceased and active) were being reported.

These numbers are under constant review and confirmation from facilities. Cases are considered to be resolved once a resident or staff member ceases to be symptomatic and has completed their isolation period, in line with national guidance.

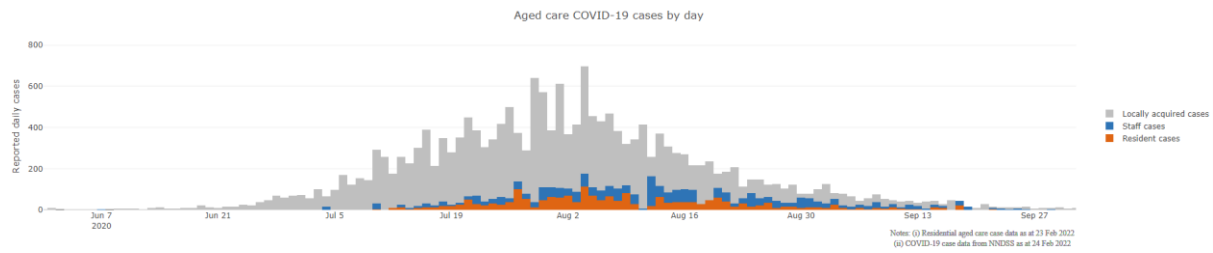
An outbreak is considered to be active pending advice from the relevant Public Health Unit. This typically occurs when there are no longer any symptomatic or potentially infectious cases and will occur after the isolation period.

All numbers are subject to further change as additional information is reported to the Department of Health, including directly from providers through the COVID-19 Support Portal on My Aged Care. On 28 February 2022 data collection processes moved from case manager collection to service self-reporting via this online portal.

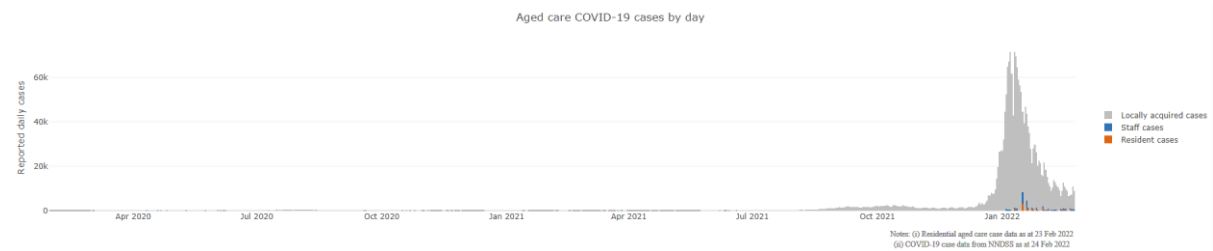
For the purposes of this report, an 'active outbreak' is a facility that has recorded one or more resident or two or more staff cases. This differs from definitions in the *Communicable Disease Network Australia (CDNA) national guidelines for the prevention, control and public health management of COVID-19 outbreaks in residential care facilities in Australia*. Under the CDNA Guidelines, an outbreak is defined as two or more residents or 5 or more staff, resident or visitor cases.

**Figure 1: Number of daily reported COVID-19 cases in Australian residential aged care Facilities overlayed with national locally acquired cases<sup>3</sup>**

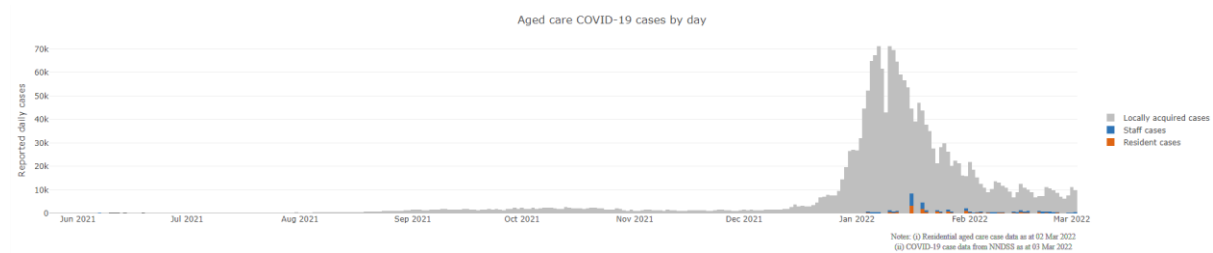
**June 2020 to October 2020**



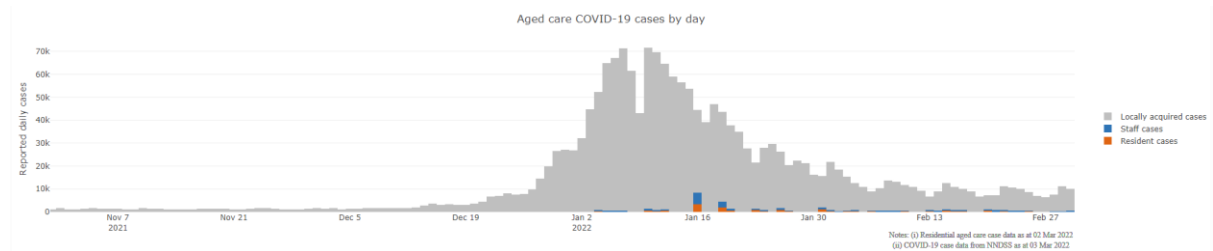
**April 2020 to January 2022**



**June 2021 to March 2022**



**November 2021 to March 2022**



**International comparisons**

During the COVID-19 pandemic, no country has been able to avoid outbreaks or deaths in residential aged care when there has been widespread community transmission.

The Australian death rate is 0.83 per cent (8.3 in 1,000) against the total number of residential aged care beds across the country.

By comparison, Canada has experienced over 9 times the number of deaths in care homes

<sup>3</sup> National daily cases sourced from NNDSS data and filtered to locally acquired cases. Case numbers reflect the date of reporting which may differ to diagnosis date. Residential aged care facility staff and resident data reflects data reported to the Department of Health. Totals reflect the date of case report and may be affected by delayed reporting.

than Australia as at 1 March 2022.

- As at 1 March 2022, Canada had experienced 36,405 deaths. This includes 16,583 deaths at residential in care homes (or 46 per cent).
- 60 per cent of all aged care homes in Canada have had reported cases of COVID-19 in residents or staff (compared to 79 per cent in Australia).

### Workforce in active residential aged care outbreaks

As at 4 March 2022, workforce surge staff have filled 84,937 shifts in aged care services impacted by COVID-19, these shifts include roles for GPs, nurses, care workers, allied health workers, executive and ancillary staff. This includes:

**Table 2: Workforce resources supplied to residential aged care facilities**

Agency	Resources Supplied (as at 4 March 2022)
State and NACER (National Aged Care Emergency Response) Teams	Tasmanian Government: 7 clinical and 2 support staff. Western Australian Government: 19 clinical personnel and 4 support staff. South Australian Government: 18 clinical personnel and 4 support staff. 12 NACER teams (70 personnel) have been deployed. The deployment of State and NACER teams is now complete.
Recruitment, Consulting, and Staffing Association (RCSA)	Staff supplied to fill 47,519 shifts.
Healthcare Australia	Staff supplied filled 7,459 shifts for workforce surge and 2,295 shifts for NACER teams.
Mable	Supplied 130 staff to fill 2,711 shifts.
Aspen Medical	15,065 shifts filled, including clinical first responder deployments.
Health X	Supplied 96 staff to fill 7,107 shifts.
Torrens Health	Supplied 2,781 shifts in surge workforce roles.
Residential Aged Care Visitation Assistant (RACVA)	RACVAs completed 2,733 shifts.

In addition, the Government is deploying up to 1,700 Australian Defence Force (ADF) personnel to assist stabilise outbreaks and support staff shortages in residential aged care facilities.

Up to 200 personnel in each state and territory, or up to 1,700 personnel, will be deployed nationally if required. Of these, 100 ADF personnel will provide clinical support and 1,600 ADF personnel will provide general duty support.

ADF teams consist of clinical and non-clinical personnel. 10 Independent ADF Standing Force Teams (consisting of 10 members per team, 100 members total) in Queensland, Victoria, South Australia, New South Wales and Northern Territory have been available for deployment from 15 February. An 18 member Coordination and Planning Team is working with the Department of Health in Canberra, ACT. 14 Augmentation Teams (consisting of three members per team, 42 members total) are supporting in all states and territories.

The main ADF support surge occurred on 12 February with 200 personnel available in each state and territory for tasking. All ADF personnel completed necessary induction training before undertaking work in the aged care sector.

As at 3 March 2022, the ADF has 250 personnel deployed across 41 Residential Aged Care Facilities. A cumulative total of 95 facilities have been supported so far.

### **Provision of personal protective equipment (PPE)**

A range of resources and online training on the use of PPE is available on the Department's website for aged care workers.

Since March 2020, the Commonwealth Government has been working with state and territory governments to ensure aged care facilities have sufficient PPE. PPE is dispatched both directly from the National Medical Stockpile (NMS) and by jurisdictions on the NMS' behalf, depending on the specific circumstances.

In total, as at 3 March 2022, the NMS has provided residential aged care facilities with approximately:

- 54.8 million masks
- 23.0 million gowns
- 61.1 million gloves
- 15.6 million goggles and face shields
- 210,000 bottles of hand sanitiser

### **Testing of aged care residents and staff**

#### **Rapid Antigen Testing for Aged Care**

The Australian Government, through the Department of Health, made COVID-19 rapid antigen testing (RAT) kits available to residential aged care facilities and short-term restorative care (aged care services) in high transmission-risk areas and experiencing outbreaks.

Since August 2021, 20.99 million RATs have been distributed to aged care facilities. More than 83 million RAT tests have been purchased by the Australian Government and these are being prioritised for aged care.

#### **Sonic Weekly Testing**

As at 1 March 2022, under contract with the Commonwealth, Sonic Healthcare has conducted 1,603,175 COVID 19 PCR tests at 2,936 unique residential aged care facilities (RACFs) nationally. Of the 1,603,175 PCR tests conducted, 23,952 have been positive.

#### **Vaccination in Residential Aged Care Facilities**

As at 3 March 2022, a total of 505,503 doses of COVID-19 vaccines have been administered to residents in residential aged care facilities.

The Australian Government's COVID-19 booster vaccination program is delivering in-reach

vaccine services for aged care residents and workers across Australia, through Commonwealth vaccine providers, primary care and self-vaccination services by aged care providers.

All residential aged care facilities have now received an in-reach booster clinic under the program and additional return visits are currently being offered to ensure every resident has the opportunity to access a booster vaccine.

### Oral antiviral treatments

Distribution of the oral anti-viral Lagevrio (Molnupiravir) commenced on 6 February 2022 to all RACFs with outbreak sites prioritised for delivery. As at 2 March 2022, the National Medical Stockpile has deployed 48,101 treatment courses of Lagevrio (Molnupiravir) to aged care facilities.

### Infection control and audits

The Aged Care Quality and Safety Commission (Commission) conducts a range of site and non-site activities to monitor and assess residential aged care services, including site audits and assessment contacts (site and non-site) (see Table 3 below). In August 2020, the Commission commenced an infection control monitoring (ICM) spot check program in all Australian jurisdictions.

The ICM spot check program involves on-site visits to residential aged care services, without an outbreak, to check compliance with personal protective equipment (PPE) and infection control arrangements. The purpose of the ICM spot check is to observe infection control practices, to ensure that staff, management and visitors were adhering to safe personal protective equipment protocols and to safe infection control arrangements as required under the quality standards.

As at 3 March 2022, the Commission had conducted 4,313 ICM spot checks to observe infection control practices and PPE protocols in residential aged care facilities.

All residential aged care facilities are required to engage an onsite clinical lead to provide leadership and increase capacity in relation to infection prevention and control.

Under the Commonwealth-State Plan to boost aged care preparedness, states and territories are complementing the activity being undertaken by the Commission through additional site visits by state health services at the local level, which includes work relating to infection prevention and control. These visits are strengthening state health service relationships with local aged care services as part of the standing up of joint health aged care emergency response centres in each jurisdiction.

**Table 3: Total Quality Assessment and Monitoring Activities with residential services (including IPC), by type and month 1 March 2020 to 3 March 2022**

Regulatory Activities	2019-20 (1 Mar - 30 Jun 2020)	2020-21	2021-22 (to 10 Feb 2022)	Total
Site visits	318	3,452	1,054	4,824
Non-site activities	3,711	8,390	3,259	15,360
<b>Total activities</b>	<b>4,029</b>	<b>11,842</b>	<b>4,313</b>	<b>20,184</b>

## Appendix 1: National residential aged care services with Active outbreaks COVID-19<sup>4</sup>

NAPS ID	Service Name	State	Resident Cases	Resident Deaths	Staff Cases	Total Incidents
1201	Bill McKenzie Gardens	Australian Capital Territory	16	2	27	43
1210	Jindalee Aged Care Residence	Australian Capital Territory	25	1	41	66
23508	LDK Greenway Views	Australian Capital Territory	1	0	2	3
1198	Mountain View Aged Care Plus Centre	Australian Capital Territory	0	0	2	2
1190	Sir Leslie Morshead Manor	Australian Capital Territory	9	0	8	17
6385	Anthem	New South Wales	2	0	34	36
156	BaptistCare George Forbes House	New South Wales	11	0	4	15
718	BaptistCare Niola Centre	New South Wales	6	0	2	8
6381	Bayswater Gardens	New South Wales	1	0	5	6
755	Belmore Place Care Community	New South Wales	31	2	15	46
26558	Bill Newton VC Gardens	New South Wales	13	1	12	25
906	Blacktown Nursing Home	New South Wales	45	0	31	76
110	Blue Haven Bonaira	New South Wales	1	0	0	1
33	Bupa Bateau Bay	New South Wales	0	0	2	2
6957	Bupa Baulkham Hills	New South Wales	34	0	52	86
46	Byron Aged Care	New South Wales	0	0	2	2
569	Calvary Cessnock Retirement Community	New South Wales	5	0	2	7
642	Canberra Nursing Home	New South Wales	0	0	2	2
112	Catholic Healthcare Bethlehem House	New South Wales	1	0	0	1
1067	Catholic Healthcare Gertrude Abbott Aged Care	New South Wales	5	1	3	8
159	Catholic Healthcare Holy Spirit Aged Care	New South Wales	2	0	4	6
217	Catholic Healthcare St Mary's Retirement Village	New South Wales	0	0	2	2
278	Catholic Healthcare The Sister Anne Court Aged Care	New South Wales	1	0	1	2
5456	Coastal Waters Aged Care	New South Wales	15	0	7	22
5490	Emmaus	New South Wales	13	0	19	32
941	Estia Health Bexley Park	New South Wales	1	0	0	1

<sup>4</sup> Data presented is based on numbers of cases and deaths as reported to the Department.



<b>454</b>	Feros Village Byron Bay	New South Wales	1	0	5	6
<b>497</b>	Frederic House	New South Wales	3	0	1	4
<b>6808</b>	Hakea Grove Aged Care	New South Wales	14	0	6	20
<b>99</b>	HammondCare - Bond House	New South Wales	8	0	5	13
<b>5860</b>	HammondCare - Horsley	New South Wales	1	0	1	2
<b>365</b>	HammondCare - Waldegrave House	New South Wales	1	0	3	4
<b>385</b>	HammondCare Waratah	New South Wales	0	0	2	2
<b>738</b>	Hunters Hill Montefiore Home	New South Wales	15	0	21	36
<b>65</b>	Illawarra Diggers	New South Wales	1	0	0	1
<b>1116</b>	IRT Culburra Beach	New South Wales	2	0	2	4
<b>5276</b>	IRT Greenwell Gardens	New South Wales	1	0	0	1
<b>866</b>	Japara Brighton-Le-Sands	New South Wales	19	0	10	29
<b>571</b>	John Goodlet Manor	New South Wales	13	0	16	29
<b>1161</b>	Kanwal Gardens Care Community	New South Wales	2	0	0	2
<b>5615</b>	Kyogle Multi-Purpose Service	New South Wales	12	0	6	18
<b>1068</b>	Maitland Grange Care Community	New South Wales	1	0	0	1
<b>5309</b>	Marco Polo Aged Care Facility	New South Wales	4	0	3	7
<b>6923</b>	Marcus Loane House	New South Wales	7	0	3	10
<b>1088</b>	Mary Potter Nursing Home	New South Wales	2	0	4	6
<b>503</b>	Mater Christi Aged Care Facility	New South Wales	0	0	2	2
<b>1164</b>	Orange Grove Care Community	New South Wales	9	1	2	11
<b>838</b>	Peakhurst Nursing Home	New South Wales	4	1	0	4
<b>543</b>	Presbyterian Aged Care - Thornleigh	New South Wales	0	0	8	8
<b>6214</b>	Randwick Montefiore Home	New South Wales	0	0	2	2
<b>7977</b>	Ron Middleton VC Gardens	New South Wales	17	0	26	43
<b>945</b>	Rosemore Aged Care	New South Wales	33	2	12	45
<b>1014</b>	Scalabrini Village Nursing Home (Austral)	New South Wales	49	6	56	105
<b>1183</b>	Scalabrini Village Nursing Home (Bexley)	New South Wales	3	0	8	11
<b>410</b>	Southern Cross Care Daceyville Residential Aged Care	New South Wales	1	0	0	1
<b>130</b>	Southern Cross Care John Woodward Residential Aged Care	New South Wales	10	1	3	13



<b>739</b>	St Basil's Kensington	New South Wales	5	0	1	6
<b>7978</b>	St Basil's Randwick	New South Wales	16	0	0	16
<b>545</b>	St Vincent's Care Services Auburn	New South Wales	19	0	6	25
<b>535</b>	SummitCare Penrith	New South Wales	11	0	3	14
<b>868</b>	SummitCare Waverley	New South Wales	26	0	7	33
<b>643</b>	The Maronite Sisters Of The Holy Family Village	New South Wales	1	0	2	3
<b>5267</b>	Thomas and Rosetta Agst Aged Care Facility	New South Wales	1	0	1	2
<b>300</b>	Timbreebongie House	New South Wales	3	0	7	10
<b>5870</b>	Tweed River Care Community	New South Wales	2	0	0	2
<b>6378</b>	Uniting Berry	New South Wales	18	0	3	21
<b>504</b>	Uniting Edinglassie Lodge Penrith	New South Wales	17	0	6	23
<b>5955</b>	Uniting Farmborough Unanderra	New South Wales	0	0	3	3
<b>1055</b>	Uniting Garden Suburb	New South Wales	32	0	11	43
<b>969</b>	Uniting Griffith	New South Wales	1	0	1	2
<b>478</b>	Uniting Lindsay Gardens Hamilton	New South Wales	11	0	4	15
<b>491</b>	Uniting Ronald Coleman Lodge Woollahra	New South Wales	2	0	0	2
<b>5272</b>	Uniting Salamander Bay	New South Wales	3	0	0	3
<b>167</b>	Uniting Springwood	New South Wales	23	0	13	36
<b>105</b>	Vincent Court	New South Wales	0	0	3	3
<b>575</b>	Werombi Court	New South Wales	5	0	1	6
<b>7259</b>	Wesley Rayward	New South Wales	0	0	4	4
<b>773</b>	Wyoming Nursing Home	New South Wales	5	0	1	6
<b>4402</b>	Flynn Lodge	Northern Territory	3	1	3	6
<b>22967</b>	Hetti Perkins	Northern Territory	47	1	27	74
<b>4399</b>	Juninga Centre	Northern Territory	1	0	5	6
<b>6851</b>	Kalano Flexible Aged Care Service (Katherine)	Northern Territory	11	0	2	13
<b>6281</b>	Malala Flexible Aged Care Service (Maningrida)	Northern Territory	1	0	9	10
<b>6815</b>	Pearl Supported Care	Northern Territory	3	0	8	11
<b>22652</b>	Pulkapulka Kari Nursing Home and Hostel	Northern Territory	3	0	5	8
<b>5397</b>	Regis Tiwi	Northern Territory	12	0	7	19

<b>4396</b>	Terrace Gardens	Northern Territory	0	0	4	4
<b>5591</b>	Adventist Retirement Village - Victoria Pt	Queensland	22	0	40	62
<b>3616</b>	Anglicare SQ Meilene Home for the Aged	Queensland	2	0	5	7
<b>3633</b>	Ashmore Retreat	Queensland	2	0	0	2
<b>3765</b>	Bethany	Queensland	14	0	14	28
<b>3791</b>	Blue Care Carina Aged Care Facility	Queensland	39	4	19	58
<b>5646</b>	Blue Care Gladstone Edenvale Aged Care Facility	Queensland	9	0	2	11
<b>3508</b>	Blue Care Kirra Aged Care Facility	Queensland	4	0	1	5
<b>3478</b>	Blue Care Mareeba Aged Care Facility	Queensland	9	0	1	10
<b>3706</b>	Bolton Clarke Fairways	Queensland	11	0	6	17
<b>6820</b>	Bupa Mt Sheridan	Queensland	17	0	5	22
<b>3634</b>	Capricorn Adventist Retirement Village	Queensland	0	0	5	5
<b>3492</b>	Carramar Aged Care	Queensland	3	0	4	7
<b>3566</b>	Central & Upper Burnett District Home for the Aged Nursing Home	Queensland	0	0	2	2
<b>3788</b>	Churches of Christ Clive Burdeu Aged Care Service	Queensland	1	0	0	1
<b>3602</b>	Churches of Christ Gracehaven Aged Care Service	Queensland	28	1	17	45
<b>5521</b>	Churches of Christ Kolan Gardens Aged Care Service	Queensland	2	0	3	5
<b>3418</b>	Churches of Christ Moonah Park Aged Care Service	Queensland	16	0	0	16
<b>3369</b>	Churches of Christ Palms Aged Care Service	Queensland	1	0	0	1
<b>3659</b>	Estia Health Mount Coolum	Queensland	21	1	16	37
<b>5732</b>	Estia Health Southport	Queensland	7	0	33	40
<b>3711</b>	Eventide Charters Towers	Queensland	0	0	2	2
<b>3845</b>	Japara Gympie Views	Queensland	27	4	15	42
<b>3661</b>	Kaloma Home for the Aged	Queensland	1	0	0	1
<b>22884</b>	Kawana Waters Care Community	Queensland	36	0	10	46
<b>5173</b>	Kirra Beach Care Community	Queensland	7	0	15	22
<b>26962</b>	Kuba Natha Hostel	Queensland	4	0	7	11
<b>3536</b>	MiCare Prins Willem Alexander Lodge	Queensland	2	0	0	2
<b>3685</b>	Milton House	Queensland	1	0	0	1

<b>3906</b>	Nambour Gardens Care Community	Queensland	48	2	18	66
<b>19367</b>	Narangba Community Aged Care	Queensland	1	0	0	1
<b>3736</b>	North Rockhampton Nursing Centre	Queensland	10	0	0	10
<b>19391</b>	Ozcare - Hervey Bay	Queensland	2	0	2	4
<b>3460</b>	Ozcare Keith Turnbull Place	Queensland	45	4	35	80
<b>3801</b>	Ozcare Magdalene Villa Aged Care Facility	Queensland	1	0	1	2
<b>5466</b>	Proserpine Nursing Home	Queensland	1	0	3	4
<b>3575</b>	Regis Greenbank	Queensland	5	0	1	6
<b>3638</b>	Regis Home Hill	Queensland	3	0	0	3
<b>3776</b>	Rosalie Nursing Care Centre	Queensland	15	1	3	18
<b>6268</b>	Sandy Boyd Hostel	Queensland	0	0	2	2
<b>3520</b>	Sinamon Village - Nash Court	Queensland	4	0	3	7
<b>3471</b>	Southern Cross Care Holland Park - Duhig Village	Queensland	1	0	1	2
<b>6446</b>	Southern Cross Care Stretton Gardens	Queensland	1	0	0	1
<b>3627</b>	St Andrews	Queensland	3	0	1	4
<b>3851</b>	TriCare Bundaberg Aged Care Residence	Queensland	5	0	2	7
<b>3893</b>	TriCare Pimpama Aged Care Residence	Queensland	3	0	0	3
<b>3561</b>	TriCare Pt Vernon Aged Care Residence	Queensland	32	2	14	46
<b>3487</b>	Trinder Park	Queensland	18	0	3	21
<b>3530</b>	Wheller Gardens - Cooper House	Queensland	1	0	0	1
<b>3526</b>	Wheller Gardens - John Wesley Gardens	Queensland	1	0	0	1
<b>3621</b>	Woodlands Aged Care and NDIS Services	Queensland	13	0	6	19
<b>4252</b>	ACH Group Residential Care - Kapara	South Australia	9	0	5	14
<b>4239</b>	AnglicareSA Grange	South Australia	17	1	23	40
<b>4091</b>	Barunga Village Incorporated	South Australia	3	0	5	8
<b>4035</b>	Bene Aged Care - The Italian Village	South Australia	7	0	7	14
<b>4344</b>	Bucklands Residential Care	South Australia	1	0	3	4
<b>4349</b>	Bupa Woodville	South Australia	1	0	1	2
<b>4055</b>	Charles Young Residential Care Centre	South Australia	0	0	2	2
<b>4172</b>	Copperhouse Court Hostel	South Australia	0	0	2	2

<b>4159</b>	Edenfield Family Care	South Australia	0	0	0	0
<b>4382</b>	Edenfield Family Care - Nerrilda	South Australia	2	0	5	7
<b>4196</b>	Eldercare Allambi	South Australia	15	0	30	45
<b>4193</b>	Eldercare Cottage Grove	South Australia	7	0	15	22
<b>5797</b>	Eldercare Seaford	South Australia	5	0	9	14
<b>4197</b>	Eldercare The Lodge	South Australia	18	0	28	46
<b>4120</b>	Eldercare Trowbridge House	South Australia	4	0	17	21
<b>5480</b>	Estia Health Burton	South Australia	0	0	2	2
<b>4232</b>	Estia Health Parkside	South Australia	0	0	2	2
<b>4346</b>	Hahndorf Residential Care Services	South Australia	6	0	6	12
<b>4242</b>	Helping Hand Aged Care - Doreen Bond House	South Australia	12	0	25	37
<b>4378</b>	Helping Hand Aged Care - Parafield Gardens	South Australia	2	0	4	6
<b>4059</b>	Holly Residential Care Centre	South Australia	6	0	3	9
<b>4142</b>	John Paul II Village Residential Care	South Australia	0	0	4	4
<b>4199</b>	Kalyra McLaren Vale Aged Care	South Australia	0	0	3	3
<b>6871</b>	Kingston SE/Robe MPS	South Australia	3	0	2	5
<b>4372</b>	Marten Residential Care Centre	South Australia	0	0	2	2
<b>4109</b>	Mount Carmel Residential Care	South Australia	0	0	3	3
<b>6467</b>	Oaklands Park Lodge Residential Care	South Australia	0	0	2	2
<b>4141</b>	Ridgehaven Residential Care Centre	South Australia	4	0	3	7
<b>6260</b>	Seaview Village Aged Care Service	South Australia	1	0	0	1
<b>4207</b>	Semaphore Residential Care Centre	South Australia	3	0	1	4
<b>4157</b>	St Basil's at Croydon Park	South Australia	0	0	18	18
<b>4376</b>	Star Of The Sea Home For The Aged	South Australia	1	0	4	5
<b>4115</b>	Tanunda Lutheran Home	South Australia	1	0	6	7
<b>4107</b>	The Philip Kennedy Centre Residential Care	South Australia	2	0	4	6
<b>4350</b>	Westminster Village Nursing Home	South Australia	2	0	0	2
<b>4274</b>	Wheatfields Incorporated	South Australia	0	0	4	4
<b>5092</b>	Melaleuca Home For The Aged	Tasmania	1	0	2	3
<b>5315</b>	St Ann's	Tasmania	1	0	0	1

<b>3043</b>	Anzac Lodge Private Nursing Home	Victoria	2	0	0	2
<b>1987</b>	Arcare Cheltenham	Victoria	9	2	2	11
<b>2637</b>	Arcare Knox	Victoria	1	0	0	1
<b>19493</b>	Baptcare Abbey Gardens Community	Victoria	1	0	4	5
<b>19354</b>	Baptcare The Orchards Community	Victoria	8	0	2	10
<b>2954</b>	Baptcare Wyndham Lodge Community	Victoria	1	0	1	2
<b>1779</b>	BlueCross Ivanhoe	Victoria	1	0	3	4
<b>2722</b>	Craigcare Pascoe Vale	Victoria	1	0	0	1
<b>2333</b>	Edenvale Manor Aged Care Facility	Victoria	8	0	1	9
<b>8028</b>	Hepburn House	Victoria	8	0	7	15
<b>2010</b>	Japara Elouera	Victoria	1	0	0	1
<b>2245</b>	Japara George Vowell	Victoria	20	0	2	22
<b>5313</b>	Japara Kelaston	Victoria	12	1	12	24
<b>1764</b>	Margery Cole Residential Care Service	Victoria	7	0	1	8
<b>2293</b>	Marina Residential Aged Care Service	Victoria	1	0	0	1
<b>2027</b>	Mercy Place Ave Maria	Victoria	25	5	6	31
<b>2797</b>	Millhaven Lodge	Victoria	10	1	2	12
<b>1930</b>	Multicultural Aged Care Services Geelong Inc	Victoria	4	0	0	4
<b>5316</b>	Regis Cranbourne	Victoria	20	0	4	24
<b>2847</b>	Regis Sunraysia	Victoria	6	0	1	7
<b>2160</b>	Rochester Nursing Home Annexe	Victoria	1	0	0	1
<b>2870</b>	San Carlo Homes for the Aged	Victoria	1	0	0	1
<b>5268</b>	St Vincent's Care Services Hawthorn	Victoria	5	0	2	7
<b>1933</b>	Tannoch Brae Senior Living	Victoria	1	0	0	1
<b>22685</b>	Weary Dunlop Retirement Village	Victoria	2	0	4	6
<b>2851</b>	Westgate Aged Care Facility	Victoria	21	0	6	27
<b>4871</b>	Aegis Bassendean	Western Australia	0	0	3	3
<b>26561</b>	Aegis Shorehaven	Western Australia	0	0	2	2
<b>5727</b>	Aegis Stirling	Western Australia	0	0	3	3
<b>4668</b>	Bethanie Edinboro	Western Australia	2	0	0	2

<b>5888</b>	Brightwater The Cove	Western Australia	23	0	12	35
<b>23424</b>	Guwardi Ngadu	Western Australia	0	0	4	4
<b>4686</b>	Italian Village Fremantle	Western Australia	18	0	5	23
<b>4673</b>	Juniper Cygnet	Western Australia	10	0	5	15