



COVID-19 outbreaks in Australian residential aged care facilities

National snapshot

As at 8:00 pm 24 March 2022 there are 2,783 COVID-19 cases in 482 active outbreaks in residential aged care facilities across Australia. Of these, 1,466 cases are in residents and 1,337 cases are in staff.

Table 1: Aged Care COVID-19 data as at 8.00pm 24 March 2022¹

Active outbreaks	482
Resident cases – total cases associated with active outbreaks	2,297
Resident cases – total cases currently active (total cases minus recovered cases and deceased)	1,466
Staff cases – total cases associated with current active outbreaks	2,210
Staff cases – total cases currently active (total cases minus recovered cases and deceased, noting no deaths recorded to date)	1,337
Total number of deaths since the start of the pandemic	1,831 ²
Total number of residential aged care facilities that have had an outbreak - Cumulative total since the beginning of the pandemic	2,023 ³
Total number of outbreaks at residential aged care facilities – Cumulative total since the beginning of the pandemic	2,964
Resident cases – Cumulative total since the beginning of the pandemic	22,539
Staff cases - Cumulative total since the beginning of the pandemic	24,522

¹ Includes transition care

² This has been revised following a review of all data reported to the Department of Health since December 2021. This review identified a small number of duplicate reported deaths where records have since been corrected and total numbers adjusted. In addition, a number of deaths were identified as having occurring in early 2022 rather than late 2021.

³ This only includes outbreaks – defined as one or more positive resident or two or more positive staff cases. This number has been revised down to remove facilities classified as exposures.

Analysis

Current situation in Australia

Joint arrangements are in place in all states and territories to support facilities with outbreaks and additional support for State emergency operation centres is being provided as the need arises. In Victoria, the Victorian Aged Care Response Centre is also fully operational, with Commonwealth and Victorian Government officials working closely together in a coordinated effort to respond to aged care outbreaks across the state.

As at 9 pm, 24 March 2022 there has been a total of 3,930,953 cases of COVID-19 reported, including 420,241 active cases and 5,824 deaths in Australia.

As at 24 March 2022 there are:

- 482 active outbreaks in residential aged care facilities nationally – 171 in New South Wales, 60 in Victoria, 56 in SA, 76 in QLD, 8 in TAS, 3 in the NT, 10 in the ACT, and 98 in WA.
- 1,466 residents and 1,337 staff currently COVID-19 positive in active outbreaks. Of the residents, 530 are in NSW, 273 in Victoria, 80 in SA, 253 in QLD, 37 in TAS, 0 in the NT, 21 in the ACT, and 272 in WA. Of the staff, 444 are in NSW, 92 in Victoria, 120 in SA, 193 in QLD, 26 in TAS, 6 in the NT, 40 in the ACT, and 416 in WA.
- 923 reported deaths in 2022 (a total of 1,831 since beginning of pandemic: 685 in 2020; 223 in 2021 and 923 in 2022).

Case numbers and numbers of deaths are dependent upon reporting from facilities and validation of deaths from state and territory governments. In some cases this may be delayed, reflecting case numbers reported during a period rather than necessarily occurring during this period.

Determining cause of death rests with the States and Territories. In many cases where the resident has comorbidities, confirming a COVID death may take time and be impacted by findings from coronial inquiries. Reported COVID deaths are subject to change following these inquiries.

Further investigations are underway with State and Territory Governments to confirm 2021 and 2022 numbers reflect official and agreed deaths data.

Given the high caseload in January 2022 cases were not being identified as resolved and had been previously reported as active cases. Instead all cases associated with active outbreaks (recovered, deceased and active) were being reported.

These numbers are under constant review and confirmation from facilities. Cases are considered to be resolved once a resident or staff member ceases to be symptomatic and has completed their isolation period, in line with national guidance.

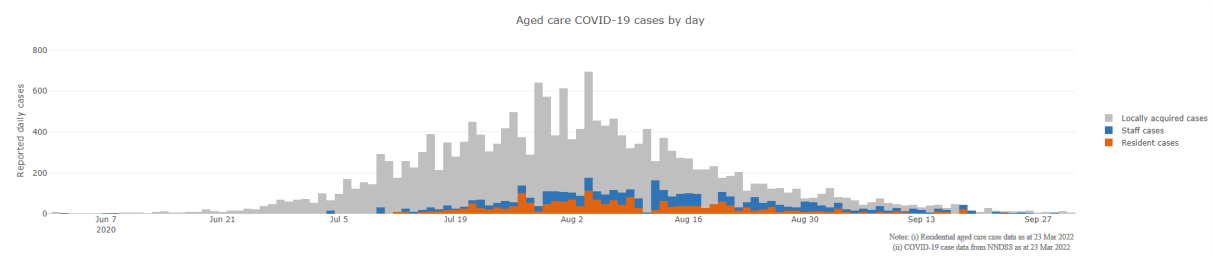
An outbreak is considered to be active pending advice from the relevant Public Health Unit. This typically occurs when there are no longer any symptomatic or potentially infectious cases and will occur after the isolation period.

All numbers are subject to further change as additional information is reported to the Department of Health, including directly from providers through the COVID-19 Support Portal on My Aged Care. On 28 February 2022 data collection processes moved from case manager collection to service self-reporting via this online portal.

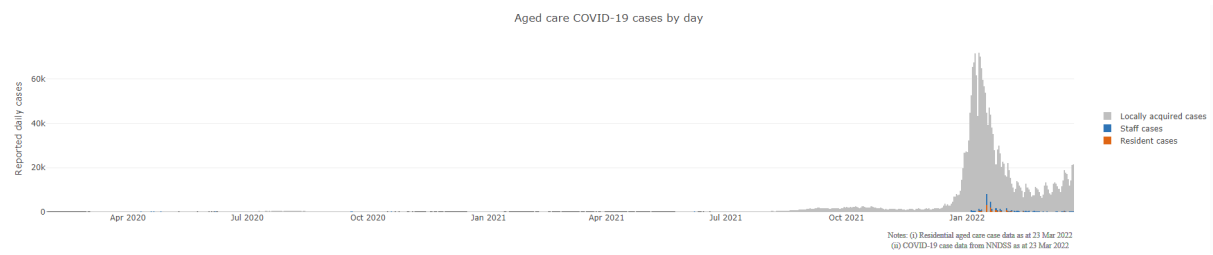
For the purposes of this report, an 'active outbreak' is a facility that has recorded one or more resident or two or more staff cases. This differs from definitions in the *Communicable Disease Network Australia (CDNA) national guidelines for the prevention, control and public health management of COVID-19 outbreaks in residential care facilities in Australia*. Under the CDNA Guidelines, an outbreak is defined as two or more residents or 5 or more staff, resident or visitor cases.

Figure 1: Number of daily reported COVID-19 cases in Australian residential aged care Facilities overlayed with national locally acquired cases⁴

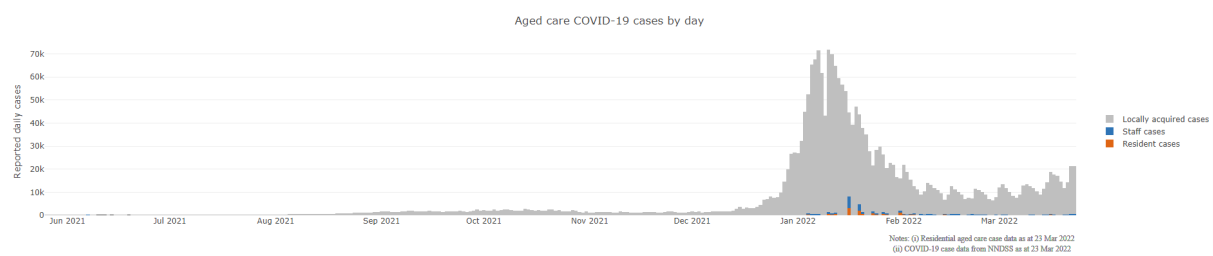
June 2020 to October 2020



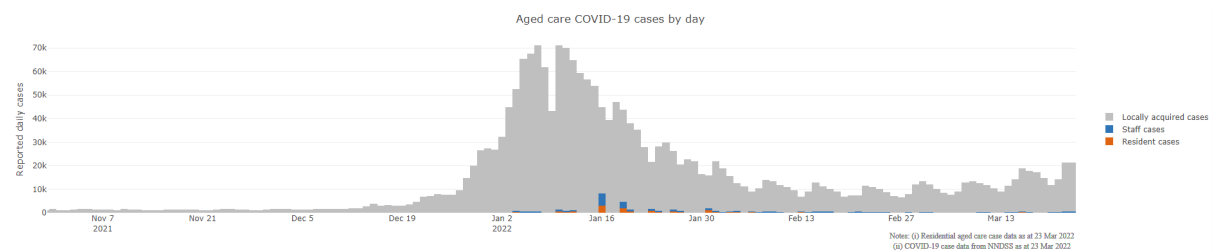
April 2020 to January 2022



June 2021 to March 2022



November 2021 to March 2022



International comparisons

During the COVID-19 pandemic, no country has been able to avoid outbreaks or deaths in residential aged care when there has been widespread community transmission.

The Australian death rate is 0.84 per cent (8.4 in 1,000) against the total number of residential aged care beds across the country. By comparison, Canada has experienced over 9 times the number of deaths in care homes than Australia as at 24 March 2022.

- As at 25 March 2022, Canada has reported 36,405 deaths. This includes 16,583 deaths at residential in care homes (or 46 per cent).

⁴ National daily cases sourced from NNDSS data and filtered to locally acquired cases. Case numbers reflect the date of reporting which may differ to diagnosis date. Residential aged care facility staff and resident data reflects data reported to the Department of Health. Totals reflect the date of case report and may be affected by delayed reporting.

- 60 per cent of all aged care homes in Canada have had reported cases of COVID-19 in residents or staff (compared to 75⁵ per cent in Australia).

Workforce in active residential aged care outbreaks

As at 25 March 2022, workforce surge staff have filled 86,999 shifts in aged care services impacted by COVID-19, these shifts include roles for GPs, nurses, care workers, allied health workers, executive and ancillary staff. This includes:

Table 2: Workforce resources supplied to residential aged care facilities

Agency	Resources Supplied (as at 25 March 2022)
State and NACER (National Aged Care Emergency Response) Teams	Tasmanian Government: 7 clinical and 2 support staff. Western Australian Government: 19 clinical personnel and 4 support staff. South Australian Government: 18 clinical personnel and 4 support staff. 12 NACER teams (70 personnel) have been deployed. The deployment of State and NACER teams is now complete.
Recruitment, Consulting, and Staffing Association (RCSA)	Staff supplied to fill 48,470 shifts.
Healthcare Australia	Staff supplied filled 7,594 shifts for workforce surge and 2,295 shifts for NACER teams (now complete).
Mable	Supplied 130 staff to fill 2,711 shifts.
Aspen Medical	15,510 shifts filled, including clinical first responder deployments.
Health X	Supplied 98 staff to fill 7,421 shifts.
Torrens Health	Supplied 2,998 shifts in surge workforce roles.
Residential Aged Care Visitation Assistant (RACVA)	RACVAs completed 2,733 shifts.

As at 24 March 2022, the Australian Defence force (ADF) has 185 personnel deployed across 31 Residential Aged Care Facilities. A cumulative total of 182 facilities have been supported so far.

ADF teams consist of clinical and non-clinical personnel. 10 Independent ADF Standing Force Teams (consisting of 10 members per team, 100 members total) and 14 Augmentation Teams (consisting of three members per team, 42 members total). These clinical teams are operating in New South Wales, Victoria, Queensland, South Australia and

⁵ This percentage has decreased following the downwards revision of total outbreak sites, identified on page 1.

Western Australia. Additionally there is a 14 member Planning and Coordination Team working with the Department of Health in Canberra, ACT.

The main ADF support surge occurred on 12 February with 200 personnel available in each state and territory for tasking. All ADF personnel completed necessary induction training before undertaking work in the aged care sector.

Provision of personal protective equipment (PPE)

A range of resources and online training on the use of PPE is available on the Department's website for aged care workers.

Since March 2020, the Commonwealth Government has been working with state and territory governments to ensure aged care facilities have sufficient PPE. PPE is dispatched both directly from the National Medical Stockpile (NMS) and by jurisdictions on the NMS' behalf, depending on the specific circumstances.

In total, as at 24 March 2022, the NMS has provided residential aged care facilities with approximately:

- 57.9 million masks
- 24.3 million gowns
- 66.7 million gloves
- 16.2 million goggles and face shields
- 210,000 bottles of hand sanitiser

Testing of aged care residents and staff

Rapid Antigen Testing for Aged Care

The Australian Government, through the Department of Health, made COVID-19 rapid antigen testing (RAT) kits available to residential aged care facilities and short-term restorative care (aged care services) in high transmission-risk areas and experiencing outbreaks.

Since August 2021, 26.9 million RATs have been distributed to aged care facilities. More than 95 million RAT tests have been purchased by the Australian Government and these are being prioritised for aged care.

Sonic Weekly Testing

As at 22 March 2022, under contract with the Commonwealth, Sonic Healthcare has conducted 1,646,269 COVID 19 PCR tests at 2,957 residential aged care facilities (RACFs) nationally. Of the 1,646,269 PCR tests conducted, 25,771 have been positive.

Vaccination in Residential Aged Care Facilities

As at 25 March 2022, a total of 514,744 doses of COVID-19 vaccines have been administered to residents in residential aged care facilities.

The Australian Government's COVID-19 booster vaccination program is delivering in-reach vaccine services for aged care residents and workers across Australia, through Commonwealth vaccine providers, primary care and self-vaccination services by aged care providers.

All residential aged care facilities have now received an in-reach booster clinic under the program and additional return visits are currently being offered to ensure every resident has the opportunity to access a booster vaccine.

Oral antiviral treatments

Distribution of the oral anti-viral Lagevrio (Molnupiravir) commenced on 6 February 2022 to all RACFs with outbreak sites prioritised for delivery. As at 17 March 2022, the National Medical Stockpile has deployed 48,138 treatment courses of Lagevrio (Molnupiravir) to aged care facilities.

Infection control and audits

The Aged Care Quality and Safety Commission (Commission) conducts a range of site and non-site activities to monitor and assess residential aged care services, including site audits and assessment contacts (site and non-site) (see Table 3 below). In August 2020, the Commission commenced an infection control monitoring (ICM) spot check program in all Australian jurisdictions.

The ICM spot check program involves on-site visits to residential aged care services, without an outbreak, to check compliance with personal protective equipment (PPE) and infection control arrangements. The purpose of the ICM spot check is to observe infection control practices, to ensure that staff, management and visitors were adhering to safe personal protective equipment protocols and to safe infection control arrangements as required under the quality standards.

As at 24 March 2022, the Commission had conducted 3,430 ICM spot checks to observe infection control practices and PPE protocols in residential aged care facilities.

All residential aged care facilities are required to engage an onsite clinical lead to provide leadership and increase capacity in relation to infection prevention and control.

Under the Commonwealth-State Plan to boost aged care preparedness, states and territories are complementing the activity being undertaken by the Commission through additional site visits by state health services at the local level, which includes work relating to infection prevention and control. These visits are strengthening state health service relationships with local aged care services as part of the standing up of joint health aged care emergency response centres in each jurisdiction.

Table 3: Total Quality Assessment and Monitoring Activities with residential services (including IPC), by type and month 1 March 2020 to 24 March 2022

Regulatory Activities	2019-20 (1 Mar - 30 Jun 2020)	2020-21	2021-22 (to 10 Mar 2022)	Total
Site visits	318	3,452	1,185	4,955
Non-site activities	3,711	8,390	6,118	18,219
Total activities	4,029	11,842	7,303	23,174

Appendix 1: National residential aged care services with Active outbreaks COVID-19⁶

NAPS ID	Service Name	State	Resident Cases	Resident Deaths	Staff Cases	Total Incidents
1197	BaptistCare Carey Gardens Centre	Australian Capital Territory	0	0	9	9
1206	BaptistCare Griffith	Australian Capital Territory	0	0	5	5
5649	Calvary Haydon Retirement Community	Australian Capital Territory	0	0	2	2
1209	Fred Ward Gardens	Australian Capital Territory	3	0	6	9
1210	Jindalee Aged Care Residence	Australian Capital Territory	3	0	7	10
6571	Pines Living	Australian Capital Territory	0	0	5	5
1190	Sir Leslie Morshead Manor	Australian Capital Territory	3	0	0	3
6271	Uniting Amala Gordon ACT	Australian Capital Territory	13	1	6	19
1189	Uniting Mirinjani Weston ACT	Australian Capital Territory	0	0	2	2
1196	Villaggio Sant Antonio Hostel	Australian Capital Territory	0	0	2	2
978	Abbey House Aged Care	New South Wales	0	0	6	6
372	Abel Tasman Village	New South Wales	4	0	2	6
83	Alexander Campbell House	New South Wales	7	0	2	9
827	Amaroo Aged Care Facility	New South Wales	15	0	6	21
5864	Anglican Care Bishop Tyrrell Place	New South Wales	1	0	1	2
6568	Anglican Care Kilpatrick Court	New South Wales	0	0	2	2
22821	Arcare Glenhaven	New South Wales	1	0	3	4
795	Auburn Glen Care Community	New South Wales	18	0	4	22
5419	Aurrum Erina	New South Wales	0	0	2	2

⁶ Data presented is based on numbers of cases and deaths as reported to the Department.

NAPS ID	Service Name	State	Resident Cases	Resident Deaths	Staff Cases	Total Incidents
22548	Australian Vietnamese Aged Care Services	New South Wales	0	0	2	2
156	BaptistCare George Forbes House	New South Wales	11	0	4	15
5	BaptistCare Maranoa Centre - Alstonville	New South Wales	0	0	2	2
500	BaptistCare Morven Gardens Centre	New South Wales	0	0	2	2
5565	BaptistCare Shalom Centre	New South Wales	0	0	4	4
269	BaptistCare Warena Centre	New South Wales	0	0	2	2
1024	Bathurst Riverview Care Community	New South Wales	0	0	4	4
541	Bayside Residential Aged Care Facility	New South Wales	0	0	3	3
6381	Bayswater Gardens	New South Wales	0	0	2	2
1168	Bayview Treetops Care Community	New South Wales	1	0	1	2
833	Beecroft House Aged Care	New South Wales	18	2	3	21
393	Berrigan Aged Care Hostel	New South Wales	0	0	4	4
5432	Blue Hills Manor	New South Wales	1	0	1	2
793	Bolton Clarke Cabrini	New South Wales	2	0	2	4
426	Bolton Clarke Macquarie View - Bolton Point	New South Wales	1	0	4	5
237	Borella House	New South Wales	3	0	2	5
22792	Boronia House	New South Wales	5	0	2	7
1004	Bowral House Nursing Home	New South Wales	0	0	3	3
970	Brentwood Residential Aged Care Facility	New South Wales	8	0	2	10
57	Brian King Gardens	New South Wales	5	0	0	5
5256	Bupa Mosman	New South Wales	0	0	2	2
526	Bupa Tamworth	New South Wales	24	0	17	41
6583	Bupa Willoughby	New South Wales	1	0	0	1
46	Byron Aged Care	New South Wales	0	0	5	5
939	Canterbury Place Care Community	New South Wales	5	1	2	7
5717	Carinya House	New South Wales	10	1	3	13
10914	CASS Residential Aged Care Facility	New South Wales	0	0	7	7
472	Castle Hill Aged Care Home	New South Wales	0	0	6	6

NAPS ID	Service Name	State	Resident Cases	Resident Deaths	Staff Cases	Total Incidents
554	Catholic Healthcare Bodington	New South Wales	0	0	3	3
281	Catholic Healthcare Emmaus Village	New South Wales	0	0	8	8
82	Catholic Healthcare Jemalong Residential Village	New South Wales	0	0	4	4
1031	Catholic Healthcare Lewisham Nursing Home	New South Wales	0	0	2	2
555	Catholic Healthcare Macquarie Care Centre	New South Wales	0	0	2	2
5470	Catholic Healthcare St Catherine's Aged Care	New South Wales	0	0	3	3
217	Catholic Healthcare St Mary's Retirement Village	New South Wales	14	0	4	18
6880	Catholic Healthcare St Peter's Lane Cove North	New South Wales	12	1	3	15
955	Catholic Healthcare The Haven Residential Aged Care	New South Wales	0	0	4	4
374	Cedar Place Aged Care Facility	New South Wales	2	0	0	2
498	Charles Chambers Court	New South Wales	0	0	1	1
5169	Coffs Haven Residential Care Service	New South Wales	0	0	6	6
6229	Columbia Aged Care Services - Willowood Centre	New South Wales	0	0	2	2
7193	Coonamble Multi-Purpose Service	New South Wales	2	0	2	4
296	Dougherty Apartments	New South Wales	10	0	5	15
22789	Dural House Aged Care	New South Wales	1	0	0	1
430	Elizabeth Jenkins Place Aged Care Plus Centre	New South Wales	0	0	3	3
195	Elizabeth Lodge Hostel	New South Wales	10	0	8	18
1085	Eloura	New South Wales	1	0	1	2
5874	Estia Health Albury	New South Wales	2	0	1	3
941	Estia Health Bexley Park	New South Wales	0	0	3	3
26994	Estia Health Blakehurst	New South Wales	8	0	3	11
804	Estia Health Epping - The Poplars	New South Wales	0	0	2	2
5699	Estia Health Taree	New South Wales	5	0	1	6
1087	Estia Health Tuncurry	New South Wales	3	1	3	6
781	Fairmont Aged Care Centre	New South Wales	16	0	5	21
454	Feros Village Byron Bay	New South Wales	1	0	5	6
556	Garrawarra Centre	New South Wales	0	0	5	5

NAPS ID	Service Name	State	Resident Cases	Resident Deaths	Staff Cases	Total Incidents
1151	Gillawarna Village	New South Wales	0	0	2	2
886	Greenwood Aged Care	New South Wales	0	0	2	2
6808	Hakea Grove Aged Care	New South Wales	31	0	10	41
5592	HammondCare - Woy Woy	New South Wales	3	0	1	4
385	HammondCare Waratah	New South Wales	1	0	3	4
853	Hawkesbury Living Pty Limited	New South Wales	19	0	8	27
517	Heritage Illawong	New South Wales	34	0	5	39
862	Heritage Kingswood	New South Wales	0	0	3	3
915	Heritage Queanbeyan	New South Wales	14	0	7	21
6803	Hixson Gardens Aged Care Facility	New South Wales	0	0	2	2
738	Hunters Hill Montefiore Home	New South Wales	0	0	8	8
960	Huntingdon Gardens Aged Care Facility	New South Wales	3	0	3	6
341	Illawarra Multi-Cultural Village Hostel	New South Wales	0	0	2	2
1096	Imlay House	New South Wales	1	0	0	1
1116	IRT Culburra Beach	New South Wales	5	0	4	9
5705	IRT Links Seaside	New South Wales	3	0	2	5
358	IRT Moruya	New South Wales	1	0	1	2
447	IRT Shoalhaven Court	New South Wales	1	0	1	2
304	IRT Thomas Holt Sans Souci Gardens	New South Wales	3	0	0	3
27611	Japara Corymbia	New South Wales	0	0	2	2
1176	Japara The Brelsford	New South Wales	1	0	1	2
683	Jesmond Aged Care	New South Wales	0	0	5	5
571	John Goodlet Manor	New South Wales	1	0	4	5
5875	Jonathan Rogers GC House	New South Wales	15	0	7	22
1054	Karingal Gardens	New South Wales	0	0	2	2
479	Lara Aged Care	New South Wales	20	0	22	42
471	Leigh Place	New South Wales	12	0	10	22
808	Loreto Home of Compassion	New South Wales	5	0	5	10

NAPS ID	Service Name	State	Resident Cases	Resident Deaths	Staff Cases	Total Incidents
1068	Maitland Grange Care Community	New South Wales	25	0	12	37
5309	Marco Polo Aged Care Facility	New South Wales	4	0	9	13
6226	Marco Polo Woonona Care Services	New South Wales	0	0	6	6
6955	Mark Donaldson VC House	New South Wales	1	0	5	6
7795	Markmoran at Vacluse	New South Wales	1	0	1	2
748	Martyn Claver Aged Care	New South Wales	4	0	2	6
416	Mary Andrews Retirement Village Hostel	New South Wales	1	0	0	1
503	Mater Christi Aged Care Facility	New South Wales	0	0	2	2
533	Mercy Place Mount St Joseph's	New South Wales	4	0	3	7
889	Mona Vale View Care Community	New South Wales	0	0	2	2
5258	Montana Aged Care Facility	New South Wales	2	0	3	5
6801	Moran Sylvania	New South Wales	0	0	5	5
328	Murray House	New South Wales	0	0	2	2
1154	Narraweena Grove Care Community	New South Wales	0	0	2	2
1100	Navorina Nursing Home	New South Wales	0	0	4	4
800	New Horizons Aged Care Facility	New South Wales	13	0	8	21
162	Our Lady Of Consolation Home	New South Wales	4	0	3	7
966	Pendle Hill Residential Aged Care Facility	New South Wales	2	0	1	3
756	Peter Cosgrove House	New South Wales	0	0	3	3
440	Presbyterian Aged Care - Wescott	New South Wales	0	0	3	3
6214	Randwick Montefiore Home	New South Wales	0	0	16	16
455	Rathgar Lodge	New South Wales	0	0	4	4
6158	Redleaf Manor Aged Care	New South Wales	17	0	7	24
7973	Regis Elermore Vale	New South Wales	3	0	2	5
1098	Regis Hornsby	New South Wales	0	0	3	3
179	RFBI Tamworth Masonic Village	New South Wales	9	0	8	17
5958	Riverside Gardens Nursing Care Centre	New South Wales	1	0	2	3
6959	Rocky Point Residence	New South Wales	0	0	2	2

NAPS ID	Service Name	State	Resident Cases	Resident Deaths	Staff Cases	Total Incidents
784	Roseneath Aged Care Centre Pty Ltd	New South Wales	2	0	3	5
6387	Rutherford Park Care Community	New South Wales	0	0	2	2
1125	Seven Hills Nursing Home	New South Wales	0	0	4	4
22879	Sienna Grange Aged Care	New South Wales	6	0	2	8
1048	Sir William Hudson Memorial Centre	New South Wales	0	0	3	3
410	Southern Cross Care Daceyville Residential Aged Care	New South Wales	1	0	1	2
130	Southern Cross Care John Woodward Residential Aged Care	New South Wales	10	1	3	13
5535	Southern Cross Care Marsfield Residential Aged Care	New South Wales	0	0	2	2
189	Southern Cross Care North Turrumurra Residential Aged Care	New South Wales	0	0	2	2
22781	Southern Cross Care Thornton Park	New South Wales	1	0	0	1
1066	St Andrew's Village Ballina	New South Wales	4	0	4	8
114	St Basil's Lakemba	New South Wales	3	0	6	9
1137	St Hedwig Village	New South Wales	1	0	0	1
531	St Joseph's Aged Care Facility Kensington	New South Wales	1	0	0	1
586	St Josephs Nursing Home	New South Wales	0	0	2	2
1070	St Lukes Nursing Home	New South Wales	2	0	0	2
8068	St Vincent's Care Services Bronte	New South Wales	5	0	3	8
257	Stella Maris Aged Care Facility	New South Wales	0	0	3	3
883	SummitCare Canley Vale	New South Wales	0	0	3	3
540	SummitCare St Marys	New South Wales	13	0	4	17
5970	SWIAA Gardens	New South Wales	0	0	2	2
6945	Tallwoods Corner Aged Care Service	New South Wales	1	0	1	2
714	The Little Sisters of the Poor Mount St Joseph's Home	New South Wales	0	0	2	2
643	The Maronite Sisters Of The Holy Family Village	New South Wales	18	0	0	18
6375	The Orchards Aged Care	New South Wales	0	0	3	3
285	The Whiddon Group - Kelso	New South Wales	8	0	6	14
825	Thomas Street Lodge	New South Wales	1	0	1	2

NAPS ID	Service Name	State	Resident Cases	Resident Deaths	Staff Cases	Total Incidents
514	Three Tree Lodge	New South Wales	7	0	1	8
1138	Turrumurra House Nursing Home	New South Wales	1	0	0	1
395	Uniting Alblas Lodge Tamworth	New South Wales	1	0	1	2
607	Uniting Aldersgate Lilyfield	New South Wales	15	0	8	23
6388	Uniting Eden	New South Wales	0	0	6	6
1055	Uniting Garden Suburb	New South Wales	0	0	2	2
969	Uniting Griffith	New South Wales	1	0	1	2
478	Uniting Lindsay Gardens Hamilton	New South Wales	24	1	14	38
1037	Uniting Nareen Gardens Bateau Bay	New South Wales	0	0	4	4
1033	Uniting Narla Belmont North	New South Wales	5	0	2	7
6218	Uniting Quong Tart Ashfield	New South Wales	0	0	2	2
491	Uniting Ronald Coleman Lodge Woollahra	New South Wales	0	0	7	7
5181	Uniting Starrett Lodge Hamlyn Terrace	New South Wales	2	0	5	7
125	Uniting Wesley Heights Manly	New South Wales	15	1	2	17
142	Uniting Wontama Orange	New South Wales	0	0	5	5
20	Warren Multi-Purpose Service	New South Wales	5	0	8	13
5709	Warrigal Mount Terry	New South Wales	1	0	0	1
968	Weeroona Aged Care Residence	New South Wales	1	0	3	4
177	Wesley Vickery	New South Wales	1	0	3	4
134	Whiddon Moree	New South Wales	3	0	3	6
842	Whiddon Mudgee Pioneer	New South Wales	0	0	3	3
632	Windermere Aged Care Facility	New South Wales	0	0	2	2
368	Yallabee Lodge	New South Wales	0	0	2	2
6815	Pearl Supported Care	Northern Territory	3	1	8	11
5397	Regis Tiwi	Northern Territory	28	1	26	54
4396	Terrace Gardens	Northern Territory	0	0	7	7
3474	Anglicare SQ Abri Home for the Aged	Queensland	14	1	6	20
3616	Anglicare SQ Meilene Home for the Aged	Queensland	8	1	12	20

NAPS ID	Service Name	State	Resident Cases	Resident Deaths	Staff Cases	Total Incidents
8011	Arcare Maroochydore	Queensland	2	0	1	3
3633	Ashmore Retreat	Queensland	0	0	3	3
7582	Babinda Multi-purpose Health Service	Queensland	2	0	1	3
3429	Benevolent Living	Queensland	8	1	10	18
3422	Beth Eden	Queensland	0	0	2	2
3765	Bethany	Queensland	14	0	14	28
3647	Bindaree Care Centre	Queensland	0	0	3	3
3583	Blue Care Arundel Woodlands Lodge Aged Care Facility	Queensland	1	0	0	1
3803	Blue Care Bundaberg Riverlea Aged Care Facility	Queensland	6	0	4	10
3824	Blue Care Caloundra Aged Care Facility	Queensland	9	0	8	17
5647	Blue Care Capricorn Aged Care Facility	Queensland	4	0	2	6
5646	Blue Care Gladstone Edenvale Aged Care Facility	Queensland	1	0	5	6
12326	Blue Care Star of the Sea Elders Village	Queensland	1	0	0	1
12327	Blue Care Star of the Sea Elders Village	Queensland	1	0	0	1
3437	Bolton Clarke Fairview	Queensland	5	0	2	7
3456	Bolton Clarke Sunset Ridge	Queensland	9	1	18	27
3678	Bolton Clarke Westhaven	Queensland	1	0	2	3
3846	Bundaleer Lodge Nursing Home	Queensland	6	0	19	25
5304	Bupa Merrimac	Queensland	2	0	1	3
6820	Bupa Mt Sheridan	Queensland	5	0	5	10
12349	Caravonica Waters	Queensland	14	0	17	31
3404	Carinity Colthup Manor	Queensland	8	0	2	10
5380	Carinity Shalom	Queensland	3	0	1	4
3492	Carramar Aged Care	Queensland	8	0	2	10
3566	Central & Upper Burnett District Home for the Aged Nursing Home	Queensland	0	0	8	8
3788	Churches of Christ Clive Burdeu Aged Care Service	Queensland	1	0	1	2
7243	Churches of Christ Stanthorpe Aged Care Service	Queensland	9	0	3	12

NAPS ID	Service Name	State	Resident Cases	Resident Deaths	Staff Cases	Total Incidents
22894	Estia Health Maroochydore	Queensland	1	0	2	3
5732	Estia Health Southport	Queensland	3	0	2	5
26550	Estia Health Twin Waters	Queensland	1	0	1	2
5645	Glasshouse Views	Queensland	2	1	4	6
3701	Glenella Care	Queensland	9	0	6	15
3473	Good Shepherd Lodge	Queensland	9	0	2	11
3756	Immanuel Gardens	Queensland	3	0	4	7
23484	Infinite Care Edmonton Gardens	Queensland	11	0	9	20
3845	Japara Gympie Views	Queensland	1	0	0	1
5885	Jeta Gardens Aged Care Facility	Queensland	96	17	85	181
3545	Lions Haven For The Aged	Queensland	0	0	5	5
3702	Mandalay Retreat	Queensland	4	0	0	4
3482	Mercy Community Services - Emmaus	Queensland	10	0	1	11
3421	Mercy Place Cairns (Bethlehem)	Queensland	12	0	5	17
6455	Merrimac Park Private Care	Queensland	2	0	4	6
3698	Morayfield Grove Care Community	Queensland	0	0	2	2
3784	Mt Kooyong Convalescent Home	Queensland	15	0	2	17
8013	NewDirection Care at Bellmere	Queensland	1	0	0	1
3358	Oxley Grove Care Community	Queensland	1	0	0	1
19391	Ozcare - Hervey Bay	Queensland	2	0	2	4
7007	Palm Lake Bethania Aged Care Facility	Queensland	0	0	3	3
7370	Palm Lake Care Bargara	Queensland	2	0	5	7
3604	Palmwoods Care Centre	Queensland	1	0	1	2
5466	Proserpine Nursing Home	Queensland	1	0	6	7
3468	Pyramid Residential Care Centre	Queensland	0	0	4	4
3885	Regis Caboolture	Queensland	19	0	3	22
3465	Regis Kirwan	Queensland	1	0	0	1
5172	Regis Salisbury	Queensland	3	0	0	3

NAPS ID	Service Name	State	Resident Cases	Resident Deaths	Staff Cases	Total Incidents
3881	Regis Sandgate - Lucinda	Queensland	1	0	0	1
3785	Regis Yeronga	Queensland	1	0	0	1
3598	Sarina Aged Care Ltd	Queensland	11	0	4	15
6446	Southern Cross Care Stretton Gardens	Queensland	1	0	0	1
23614	Springwood Terrace Care Community	Queensland	2	0	0	2
3627	St Andrews	Queensland	13	0	8	21
3812	St Mary's Aged Care	Queensland	10	0	5	15
3868	The Good Shepherd Nursing Home	Queensland	12	0	19	31
8009	The Ormsby Aged Care	Queensland	0	0	3	3
3387	The Plains	Queensland	3	0	2	5
3854	TriCare Jindalee Aged Care Residence	Queensland	35	1	15	50
3861	TriCare Toowoomba Aged Care Residence	Queensland	0	0	2	2
3487	Trinder Park	Queensland	5	0	1	6
5978	Varsity Views Care Community	Queensland	3	0	0	3
27051	Village Coorparoo Aged Care	Queensland	0	0	3	3
3433	Warrina Innisfail	Queensland	27	0	12	39
3528	Wheller Gardens - St Marks House	Queensland	1	0	0	1
3553	Woombye Care	Queensland	2	0	2	4
4031	Aldersgate Aged Care Services	South Australia	0	0	3	3
4342	All Care Aged Care The Vales	South Australia	0	0	2	2
4340	Alwyndor Aged Care	South Australia	0	0	2	2
4149	Ashman Grove Aged Care Hostel	South Australia	0	0	3	3
4080	Balaklava Millcourt Homes	South Australia	0	0	2	2
4146	Bellevue Court Residential Care	South Australia	2	0	5	7
4344	Bucklands Residential Care	South Australia	0	0	4	4
4325	Bupa Morphettville	South Australia	5	0	3	8
4262	Calvary Flora McDonald Retirement Community	South Australia	1	0	1	2
4159	Edenfield Family Care	South Australia	0	0	2	2

NAPS ID	Service Name	State	Resident Cases	Resident Deaths	Staff Cases	Total Incidents
4382	Edenfield Family Care - Nerrilda	South Australia	0	0	3	3
4193	Eldercare Cottage Grove	South Australia	3	2	5	8
4357	Eldercare Oxford	South Australia	2	0	2	4
4137	Eldercare Sash Ferguson	South Australia	1	0	1	2
5797	Eldercare Seaford	South Australia	5	0	12	17
4197	Eldercare The Lodge	South Australia	0	0	1	1
4185	Estia Health Aberfoyle Park	South Australia	0	0	3	3
4278	Estia Health Daw Park	South Australia	6	0	0	6
5557	Estia Health Strathalbyn	South Australia	0	0	8	8
4063	Eyre Peninsula Old Folks Home	South Australia	0	0	3	3
4064	Fullarton Lutheran Homes	South Australia	0	0	7	7
4110	Fullarton Residential Care	South Australia	0	0	0	0
4346	Hahndorf Residential Care Services	South Australia	4	0	0	4
4242	Helping Hand Aged Care - Doreen Bond House	South Australia	13	1	31	44
5407	Helping Hand Aged Care - Mawson Lakes Facility	South Australia	0	0	4	4
4307	Japara Oaklands	South Australia	1	0	1	2
4199	Kalyra McLaren Vale Aged Care	South Australia	0	0	3	3
5357	Little Para Hostel	South Australia	3	0	2	5
4372	Marten Residential Care Centre	South Australia	1	0	2	3
4331	North Eastern Community Nursing Home	South Australia	1	0	5	6
4249	Oakden Green	South Australia	7	0	8	15
4373	Oakwood Aged Care	South Australia	5	0	3	8
4370	Para Hills Residential Care	South Australia	3	0	7	10
4093	Resthaven Bellevue Heights	South Australia	0	0	6	6
5296	Resthaven Craigmore	South Australia	0	0	3	3
4253	Resthaven Leabrook	South Australia	0	0	2	2
4255	Resthaven Malvern	South Australia	0	0	5	5
4333	Resthaven Marion	South Australia	1	0	3	4

NAPS ID	Service Name	State	Resident Cases	Resident Deaths	Staff Cases	Total Incidents
4254	Resthaven Mitcham	South Australia	0	0	9	9
6921	Resthaven Mount Gambier	South Australia	1	0	3	4
7451	Resthaven Port Elliot	South Australia	0	0	2	2
4141	Ridgehaven Residential Care Centre	South Australia	8	0	3	11
4132	Ridleyton Greek Home for the Aged	South Australia	0	0	7	7
4362	Seaton Nursing Home	South Australia	22	1	10	32
4207	Semaphore Residential Care Centre	South Australia	4	0	3	7
4264	Serene Residential Care Services	South Australia	8	0	1	9
4263	St Louis Nursing Home	South Australia	0	0	2	2
4174	St Pauls Lutheran Hostel	South Australia	3	0	5	8
4107	The Philip Kennedy Centre Residential Care	South Australia	11	0	5	16
6262	Tjilpiku Pampaku Ngura Aged Care Service	South Australia	8	0	5	13
4155	Torrens Valley Aged Care	South Australia	1	0	0	1
4319	Walkerville Residential Care Centre	South Australia	22	0	16	38
4979	Emmerton Park Aged Care Facility	Tasmania	3	0	2	5
5065	Fred French Nursing Home	Tasmania	4	0	3	7
4999	Hawthorn Village	Tasmania	0	0	2	2
4996	May Shaw Aminya	Tasmania	6	1	5	11
5512	The Queen Victoria Home	Tasmania	3	0	3	6
4974	Uniting AgeWell Aldersgate	Tasmania	14	0	4	18
5032	Uniting AgeWell Aldersgate Village	Tasmania	0	0	9	9
5021	Uniting AgeWell Ningana	Tasmania	10	0	2	12
2964	Alan David Lodge	Victoria	3	0	0	3
2316	Arcare Hillside	Victoria	5	0	1	6
1970	Arcare Portarlington	Victoria	2	0	1	3
2782	Arcare Surrey Hills	Victoria	3	0	2	5
8029	Aurrum Plenty	Victoria	2	0	7	9
5353	Baptcare - Karana Community	Victoria	3	0	0	3

NAPS ID	Service Name	State	Resident Cases	Resident Deaths	Staff Cases	Total Incidents
19493	Baptcare Abbey Gardens Community	Victoria	1	0	1	2
5413	Baptcare Amberlea Community	Victoria	2	0	1	3
2315	Belmont Grange	Victoria	34	0	7	41
1884	BlueCross Box Hill	Victoria	1	0	0	1
5940	BlueCross Westgarth	Victoria	28	0	2	30
2839	Bupa Bellarine Lakes	Victoria	2	0	4	6
5305	Bupa Bendigo	Victoria	1	0	0	1
6837	Bupa Portland	Victoria	2	0	1	3
2146	Bupa Windsor	Victoria	2	0	0	2
1794	Campbell Place	Victoria	1	0	1	2
3037	Carrum Downs Aged Care	Victoria	6	0	3	9
5946	Casey Aged Care	Victoria	4	0	1	5
2716	Centennial Lodge	Victoria	3	0	1	4
1990	Chomley House Hostel	Victoria	14	0	5	19
5927	Churches of Christ Arcadia Aged Care Service	Victoria	27	0	11	38
2706	Clovelly Cottage	Victoria	2	0	4	6
2217	Corangamarah	Victoria	1	0	0	1
2270	Diana Street Lodge	Victoria	20	0	0	20
1771	Eva Tilley Memorial Hostel	Victoria	1	0	1	2
1977	Fairway Bayside Aged Care	Victoria	1	0	0	1
5379	Glengollan Village	Victoria	1	0	0	1
2624	Grace Villa Aged Care	Victoria	9	0	1	10
5312	Japara Elanora	Victoria	1	0	0	1
2666	Japara Lower Plenty Garden Views	Victoria	0	0	2	2
2727	Japara St Judes	Victoria	2	0	0	2
5408	Lexington Gardens	Victoria	13	0	0	13
5364	Liferview The Willows	Victoria	20	0	2	22
2908	Lilydale Aged Care	Victoria	5	0	5	10

NAPS ID	Service Name	State	Resident Cases	Resident Deaths	Staff Cases	Total Incidents
2015	Liscombe House	Victoria	1	0	0	1
2169	Little Sisters of the Poor St Joseph's Home	Victoria	0	0	2	2
2107	Maculata Place	Victoria	1	0	0	1
2293	Marina Residential Aged Care Service	Victoria	3	0	0	3
2164	McKellar Centre	Victoria	5	0	5	10
1833	Mercy Place Fernhill	Victoria	2	0	0	2
2724	Mercy Place Rice Village	Victoria	0	0	2	2
2808	Mercy Place Shepparton	Victoria	1	0	0	1
6497	Mercy Place Warrnambool	Victoria	2	0	0	2
3005	Mooroolbark Aged Persons Mental Health Residential Care Facility	Victoria	13	0	4	17
2117	Mooroopna Place Residential Aged Care Service	Victoria	1	0	1	2
2910	Mount View Aged Care Facility	Victoria	1	0	0	1
2313	Noble Gardens Residential Aged Care	Victoria	14	0	4	18
2100	Ottrey Lodge	Victoria	23	1	6	29
2847	Regis Sunraysia	Victoria	9	0	0	9
1775	Rose Lodge	Victoria	1	0	0	1
22867	Royal Freemasons Bendigo	Victoria	2	0	4	6
2088	St Paul's Hostel for the Elderly	Victoria	10	0	10	20
2110	Uniting AgeWell Kingsville	Victoria	32	0	9	41
2748	Uniting AgeWell Preston	Victoria	22	0	12	34
5384	Uniting AgeWell Strathdon Community	Victoria	15	0	5	20
2257	Villa Maria Catholic Homes Berwick Aged Care Residence	Victoria	3	0	2	5
5911	Village Glen Aged Care Residences - Mornington	Victoria	1	0	0	1
22685	Weary Dunlop Retirement Village	Victoria	3	0	5	8
1931	Wintringham Williamstown Hostel	Victoria	2	0	0	2
4679	Acacia Living Group Menora Gardens Aged Care Facility	Western Australia	22	1	32	54
4862	Adventist Residential Care	Western Australia	49	1	35	84

NAPS ID	Service Name	State	Resident Cases	Resident Deaths	Staff Cases	Total Incidents
6841	Aegis Amberley	Western Australia	0	0	2	2
19372	Aegis Amherst	Western Australia	0	0	2	2
5694	Aegis Anchorage	Western Australia	4	0	3	7
4879	Aegis Balmoral	Western Australia	0	0	3	3
4906	Aegis Banksia Park	Western Australia	0	0	7	7
4871	Aegis Bassendean	Western Australia	5	0	3	8
6842	Aegis Hermitage	Western Australia	49	2	25	74
4805	Aegis Hilton Park	Western Australia	0	0	2	2
22681	Aegis Karalee	Western Australia	0	0	2	2
4882	Aegis Melville	Western Australia	0	0	3	3
19386	Aegis Montgomery	Western Australia	1	0	9	10
4809	Aegis Sandstrom	Western Australia	6	0	10	16
26561	Aegis Shorehaven	Western Australia	1	0	4	5
26562	Aegis Shoreline	Western Australia	6	0	11	17
4811	Aegis St Michael's	Western Australia	0	0	2	2
5727	Aegis Stirling	Western Australia	0	0	3	3
4771	Aegis The Pines	Western Australia	0	0	6	6
5890	Aegis Woodlake	Western Australia	0	0	2	2
26565	Alfred Cove Care Community	Western Australia	1	0	8	9
4621	Amaroo Village Buckley Caring Centre	Western Australia	0	0	7	7
4914	Amaroo Village McMahon Caring Centre	Western Australia	10	0	11	21
6919	Baptistcare Balladong Gardens	Western Australia	0	0	2	2
5697	Baptistcare David Buttfield Centre	Western Australia	0	0	8	8
4704	Baptistcare Graceford	Western Australia	0	0	2	2
4694	Baptistcare Gracewood	Western Australia	3	0	6	9
4718	Barridale Lodge	Western Australia	1	0	8	9
4585	Bedingfeld Lodge	Western Australia	2	0	4	6
5693	Bethanie Beachside	Western Australia	1	0	4	5

NAPS ID	Service Name	State	Resident Cases	Resident Deaths	Staff Cases	Total Incidents
19371	Bethanie Como	Western Australia	0	0	3	3
4668	Bethanie Edinboro	Western Australia	2	0	2	4
22923	Bethanie Gwelup	Western Australia	0	0	4	4
7526	Bethanie Subiaco	Western Australia	0	0	9	9
5719	Bethanie Waters	Western Australia	0	0	6	6
4605	Braemar Village	Western Australia	30	0	18	48
5593	Brightwater Madeley	Western Australia	0	0	3	3
4765	Brightwater Oxford Gardens	Western Australia	8	0	3	11
5888	Brightwater The Cove	Western Australia	26	0	14	40
4767	Brightwater The Oaks	Western Australia	10	0	1	11
4593	Capecare	Western Australia	0	0	2	2
7149	Carine Parkside Care Community	Western Australia	0	0	11	11
4757	Carinya Of Bicton	Western Australia	10	0	10	20
4597	Casson House	Western Australia	2	0	2	4
4887	Concorde Nursing Home	Western Australia	25	0	8	33
4599	Coolibah Care	Western Australia	0	0	82	82
5684	Corrigin MPS	Western Australia	1	0	1	2
4874	Craigcare Maylands	Western Australia	5	0	9	14
4821	David, Gita and Michael Hoffman Nursing Home	Western Australia	12	0	9	21
6205	Dr Mary Surveyor Centre	Western Australia	1	0	15	16
5277	Frank Prendergast House	Western Australia	1	0	0	1
4817	Hamersley Nursing Home	Western Australia	36	0	16	52
4685	Hellenic Community Aged Care	Western Australia	30	2	14	44
4686	Italian Village Fremantle	Western Australia	34	1	17	51
4744	Jeremiah Donovan House	Western Australia	0	0	2	2
4634	Joseph Banks Aged Care Facility	Western Australia	0	0	5	5
4626	Juniper Elimatta	Western Australia	19	0	3	22
4769	Juniper Ella Williams	Western Australia	1	0	6	7

NAPS ID	Service Name	State	Resident Cases	Resident Deaths	Staff Cases	Total Incidents
19395	Juniper Hayloft	Western Australia	0	0	3	3
4717	Juniper John Bryant	Western Australia	0	0	8	8
4781	Juniper Sarah Hardey	Western Australia	0	0	2	2
4798	Kalkarni Residency	Western Australia	3	0	2	5
6430	Karingal Green	Western Australia	0	0	9	9
4816	Little Sisters of the Poor Glendalough Home	Western Australia	1	0	2	3
4743	Manoah House	Western Australia	0	0	2	2
4650	Marine Views Cottesloe	Western Australia	0	0	3	3
4909	McDougall Park Nursing Home	Western Australia	0	0	2	2
5359	McNamara Lodge	Western Australia	0	0	4	4
4901	Mercy Place Mandurah	Western Australia	0	0	2	2
4768	MercyCare Joondalup	Western Australia	1	0	7	8
4751	Michael Lee Centre	Western Australia	2	0	6	8
5399	Murdoch Gardens Care Community	Western Australia	1	0	4	5
4847	Nazareth House Geraldton	Western Australia	0	0	2	2
5605	Osboine Contemporary Aged Care	Western Australia	7	0	5	12
4653	Pam Corker House	Western Australia	0	0	2	2
6431	Regents Garden Aubin Grove	Western Australia	0	0	7	7
5889	Regents Garden Four Seasons Booragoon	Western Australia	0	0	3	3
5342	Regents Garden Residential Aged Care Resort - Lake Joondalup	Western Australia	0	0	5	5
8064	Regents Garden Scarborough Condocare	Western Australia	0	0	7	7
4833	Regis Greenmount	Western Australia	0	0	4	4
4629	Regis North Fremantle	Western Australia	2	0	8	10
26123	Regis Port Coogee	Western Australia	20	1	22	42
4622	Rosewood Care Leederville	Western Australia	0	0	4	4
5410	Rosewood Care West Perth	Western Australia	0	0	7	7
4636	Servite Villa	Western Australia	0	0	2	2

NAPS ID	Service Name	State	Resident Cases	Resident Deaths	Staff Cases	Total Incidents
27039	Southern Plus East Fremantle	Western Australia	0	0	4	4
5298	St George's Care Centre	Western Australia	26	0	18	44
4827	St Luke's Nursing Home	Western Australia	18	0	10	28
4830	St Vincent's Aged Care	Western Australia	5	0	10	15
4858	SwanCare Kingia/Tandara	Western Australia	15	1	28	43
26612	SwanCare Ningana	Western Australia	0	0	4	4
4582	SwanCare Waminda	Western Australia	0	0	2	2
4587	Villa Maria	Western Australia	18	0	6	24
4616	Villa Terenzio	Western Australia	0	0	21	21
5983	Vivian Bullwinkel Lodge	Western Australia	0	0	3	3
4922	Wanneroo Community Nursing Home	Western Australia	0	0	7	7