



# COVID-19 outbreaks in Australian residential aged care facilities

## National snapshot

As at 8:00 pm 10 March 2022 there are 1,410 COVID-19 cases in 272 active outbreaks in residential aged care facilities across Australia. Of these, 771 cases are in residents and 639 cases are in staff.

Table 1: Aged Care COVID-19 data as at 8.00pm 10 March 2022<sup>1</sup>

<b>Active outbreaks</b>	<b>272</b>
Resident cases – total cases associated with active outbreaks	1,578
Resident cases – total cases currently active (total cases minus recovered cases and deceased)	771
Staff cases – total cases associated with current active outbreaks	1,413
Staff cases – total cases currently active (total cases minus recovered cases and deceased, noting no deaths recorded to date)	639
Total number of deaths since the start of the pandemic	1,844
Total number of residential aged care facilities that have had an outbreak - Cumulative total since the beginning of the pandemic	2,185
Total number of outbreaks at residential aged care facilities – Cumulative total since the beginning of the pandemic	2,870
Resident cases – Cumulative total since the beginning of the pandemic	20,728
Staff cases - Cumulative total since the beginning of the pandemic	23,331

<sup>1</sup> Includes transition care

## Analysis

### Current situation in Australia

Joint arrangements are in place in all states and territories to support facilities with outbreaks and additional support for State emergency operation centres is being provided as the need arises. In Victoria, the Victorian Aged Care Response Centre is also fully operational, with Commonwealth and Victorian Government officials working closely together in a coordinated effort to respond to aged care outbreaks across the state.

As at 9 pm, 10 March 2022 there has been a total of 3,104,907 cases of COVID-19 reported, including 245,042 active cases and 5,520 deaths in Australia.

As at 10 March 2022 there are:

- 272 active outbreaks in residential aged care facilities nationally – 93 in NSW, 30 in Victoria, 41 in SA, 44 in QLD, 1 in TAS, 7 in the NT, 9 in the ACT, and 47 in WA.
- 771 residents and 639 staff currently COVID-19 positive in active outbreaks.
  - Of the residents, 280 are in NSW, 155 in Victoria, 28 in SA, 146 in QLD, 2 in TAS, 28 in the NT, 3 in the ACT, and 129 in WA.
  - Of the staff, 278 are in NSW, 44 in Victoria, 61 in SA, 89 in QLD, 0 in TAS, 0 in the NT, 6 in the ACT, and 161 in WA.
- 877 reported deaths in 2022 (a total of 1,844 since beginning of pandemic: 685 in 2020; 282 in 2021 and 877 in 2022).

Case numbers and numbers of deaths are dependent upon reporting from facilities and validation of deaths from state and territory governments. In some cases this may be delayed, reflecting case numbers reported during a period rather than necessarily occurring during this period.

Determining cause of death rests with the States and Territories. In many cases where the resident has comorbidities, confirming a COVID death may take time and be impacted by findings from coronial inquiries. Reported COVID deaths are subject to change following these inquiries.

Further investigations are underway with State and Territory Governments to confirm 2021 and 2022 numbers reflect official and agreed deaths data.

Given the high caseload in January 2022 cases were not being identified as resolved and had been previously reported as active cases. Instead all cases associated with active outbreaks (recovered, deceased and active) were being reported.

These numbers are under constant review and confirmation from facilities. Cases are considered to be resolved once a resident or staff member ceases to be symptomatic and has completed their isolation period, in line with national guidance.

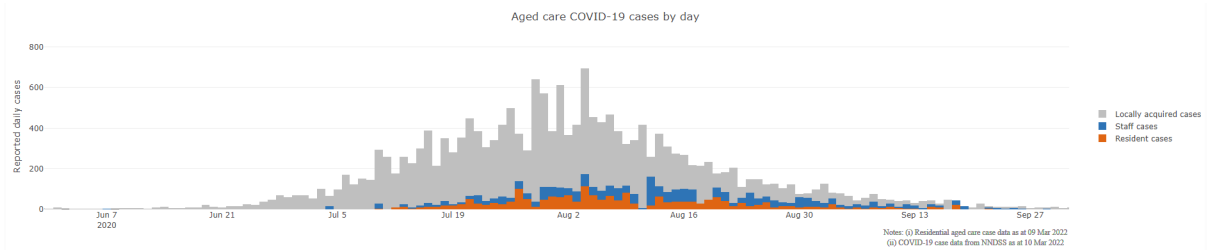
An outbreak is considered to be active pending advice from the relevant Public Health Unit. This typically occurs when there are no longer any symptomatic or potentially infectious cases and will occur after the isolation period.

All numbers are subject to further change as additional information is reported to the Department of Health, including directly from providers through the COVID-19 Support Portal on My Aged Care. On 28 February 2022 data collection processes moved from case manager collection to service self-reporting via this online portal.

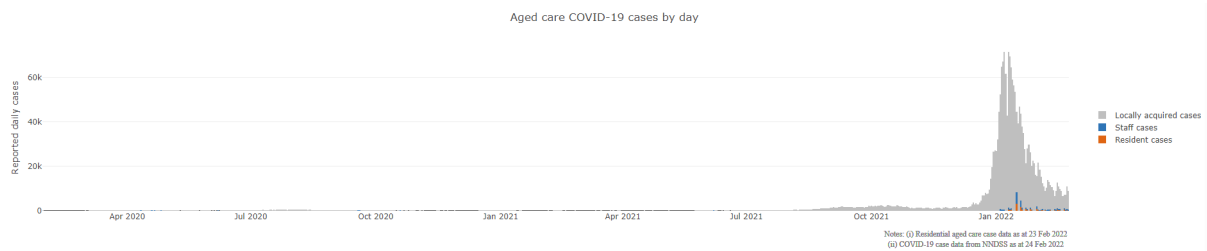
For the purposes of this report, an 'active outbreak' is a facility that has recorded one or more resident or two or more staff cases. This differs from definitions in the *Communicable Disease Network Australia (CDNA) national guidelines for the prevention, control and public health management of COVID-19 outbreaks in residential care facilities in Australia*. Under the CDNA Guidelines, an outbreak is defined as two or more residents or 5 or more staff, resident or visitor cases.

**Figure 1: Number of daily reported COVID-19 cases in Australian residential aged care Facilities overlayed with national locally acquired cases<sup>2</sup>**

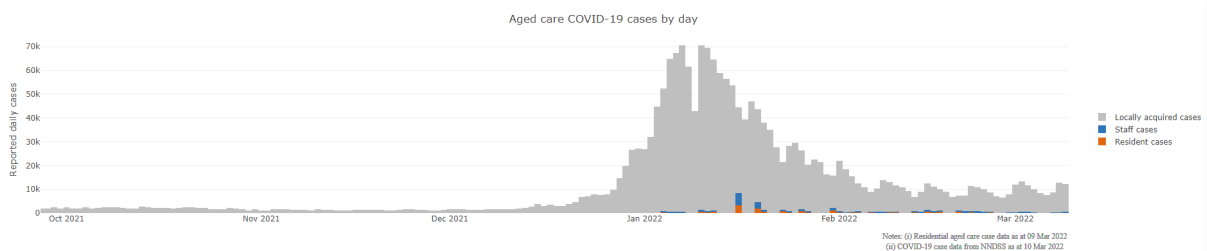
**June 2020 to October 2020**



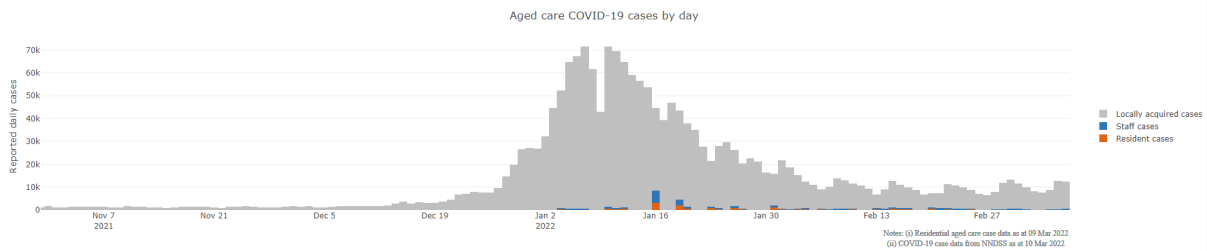
**April 2020 to January 2022**



**October 2021 to March 2022**



**November 2021 to March 2022**



**International comparisons**

During the COVID-19 pandemic, no country has been able to avoid outbreaks or deaths in residential aged care when there has been widespread community transmission.

The Australian death rate is 0.84 per cent (8.4 in 1,000) against the total number of residential aged care beds across the country.

By comparison, Canada has experienced over 9 times the number of deaths in care homes than Australia as at 1 March 2022.

- As at 1 March 2022, Canada had experienced 36,405 deaths. This includes 16,583 deaths at residential in care homes (or 46 per cent).

<sup>2</sup> National daily cases sourced from NNDSS data and filtered to locally acquired cases. Case numbers reflect the date of reporting which may differ to diagnosis date. Residential aged care facility staff and resident data reflects data reported to the Department of Health. Totals reflect the date of case report and may be affected by delayed reporting.

- 60 per cent of all aged care homes in Canada have had reported cases of COVID-19 in residents or staff (compared to 81 per cent in Australia).

### Workforce in active residential aged care outbreaks

As at 10 March 2022, workforce surge staff have filled 85,545 shifts in aged care services impacted by COVID-19, these shifts include roles for GPs, nurses, care workers, allied health workers, executive and ancillary staff. This includes:

**Table 2: Workforce resources supplied to residential aged care facilities**

Agency	Resources Supplied (as at 10 March 2022)
State and NACER (National Aged Care Emergency Response) Teams	Tasmanian Government: 7 clinical and 2 support staff. Western Australian Government: 19 clinical personnel and 4 support staff. South Australian Government: 18 clinical personnel and 4 support staff. 12 NACER teams (70 personnel) have been deployed. The deployment of State and NACER teams is now complete.
Recruitment, Consulting, and Staffing Association (RCSA)	Staff supplied to fill 47,823 shifts.
Healthcare Australia	Staff supplied filled 7,490 shifts for workforce surge and 2,295 shifts for NACER teams (now complete).
Mable	Supplied 130 staff to fill 2,711 shifts.
Aspen Medical	15,175 shifts filled, including clinical first responder deployments.
Health X	Supplied 96 staff to fill 7,230 shifts.
Torrens Health	Supplied 2,839 shifts in surge workforce roles.
Residential Aged Care Visitation Assistant (RACVA)	RACVAs completed 2,733 shifts.

In addition, the Government is deploying up to 1,700 Australian Defence Force (ADF) personnel to assist stabilise outbreaks and support staff shortages in residential aged care facilities.

Up to 200 personnel in each state and territory, or up to 1,700 personnel, will be deployed nationally if required. Of these, 100 ADF personnel will provide clinical support and 1,600 ADF personnel will provide general duty support.

As at 10 March 2022, the Australian Defence force (ADF) has 201 personnel deployed across 33 Residential Aged Care Facilities. A cumulative total of 121 facilities have been supported to date.

ADF teams consist of clinical and non-clinical personnel. 10 Independent ADF Standing Force Teams (consisting of 10 members per team, 100 members total) are operating in Queensland, Victoria, New South Wales, Western Australia and Northern Territory. An 18 member Coordination and Planning Team is working with the Department of Health in Canberra, ACT. 14 Augmentation Teams (consisting of three members per team, 42 members total) are supporting in all states and territories.

The main ADF support surge occurred on 12 February with 200 personnel available in each state and territory for tasking. All ADF personnel completed necessary induction training before undertaking work in the aged care sector.

### **Provision of personal protective equipment (PPE)**

A range of resources and online training on the use of PPE is available on the Department's website for aged care workers.

Since March 2020, the Commonwealth Government has been working with state and territory governments to ensure aged care facilities have sufficient PPE. PPE is dispatched both directly from the National Medical Stockpile (NMS) and by jurisdictions on the NMS' behalf, depending on the specific circumstances.

In total, as at 10 March 2022, the NMS has provided residential aged care facilities with approximately:

- 55.6 million masks
- 23.2 million gowns
- 63.4 million gloves
- 15.7 million goggles and face shields
- 210,000 bottles of hand sanitiser

### **Testing of aged care residents and staff**

#### **Rapid Antigen Testing for Aged Care**

The Australian Government, through the Department of Health, made COVID-19 rapid antigen testing (RAT) kits available to residential aged care facilities and short-term restorative care (aged care services) in high transmission-risk areas and experiencing outbreaks.

Since August 2021, 23.4 million RATs have been distributed to aged care facilities. More than 95 million RAT tests have been purchased by the Australian Government and these are being prioritised for aged care.

#### **Sonic Weekly Testing**

As at 8 March 2022, under contract with the Commonwealth, Sonic Healthcare has conducted 1,615,023 COVID 19 PCR tests at 2,942 unique residential aged care facilities (RACFs) nationally. Of the 1,615,023 PCR tests conducted, 24,379 have been positive.

#### **Vaccination in Residential Aged Care Facilities**

As at 11 March 2022, a total of 509,928 doses of COVID-19 vaccines have been administered to residents in residential aged care facilities.

The Australian Government's COVID-19 booster vaccination program is delivering in-reach vaccine services for aged care residents and workers across Australia, through Commonwealth vaccine providers, primary care and self-vaccination services by aged care providers.

All residential aged care facilities have now received an in-reach booster clinic under the program and additional return visits are currently being offered to ensure every resident has the opportunity to access a booster vaccine.

## Oral antiviral treatments

Distribution of the oral anti-viral Lagevrio (Molnupiravir) commenced on 6 February 2022 to all RACFs with outbreak sites prioritised for delivery. As at 10 March 2022, the National Medical Stockpile has deployed 48,138 treatment courses of Lagevrio (Molnupiravir) to aged care facilities.

## Infection control and audits

The Aged Care Quality and Safety Commission (Commission) conducts a range of site and non-site activities to monitor and assess residential aged care services, including site audits and assessment contacts (site and non-site) (see Table 3 below). In August 2020, the Commission commenced an infection control monitoring (ICM) spot check program in all Australian jurisdictions.

The ICM spot check program involves on-site visits to residential aged care services, without an outbreak, to check compliance with personal protective equipment (PPE) and infection control arrangements. The purpose of the ICM spot check is to observe infection control practices, to ensure that staff, management and visitors were adhering to safe personal protective equipment protocols and to safe infection control arrangements as required under the quality standards.

As at 10 March 2022, the Commission had conducted 3,358<sup>3</sup> ICM spot checks to observe infection control practices and PPE protocols in residential aged care facilities.

All residential aged care facilities are required to engage an onsite clinical lead to provide leadership and increase capacity in relation to infection prevention and control.

Under the Commonwealth-State Plan to boost aged care preparedness, states and territories are complementing the activity being undertaken by the Commission through additional site visits by state health services at the local level, which includes work relating to infection prevention and control. These visits are strengthening state health service relationships with local aged care services as part of the standing up of joint health aged care emergency response centres in each jurisdiction.

**Table 3: Total Quality Assessment and Monitoring Activities with residential services (including IPC), by type and month 1 March 2020 to 10 March 2022**

Regulatory Activities	2019-20 (1 Mar - 30 Jun 2020)	2020-21	2021-22 (to 10 Mar 2022)	Total
Site visits	318	3,452	1,095	4,865
Non-site activities	3,711	8,390	5,710	17,811
<b>Total activities</b>	<b>4,029</b>	<b>11,842</b>	<b>6,805</b>	<b>22,676</b>

<sup>3</sup> Spot check figures in the previous Snapshots were reported incorrectly – the corrected figures are: at 17 February 2022 – 3,167 spot checks; at 24 February – 3,264 spot checks; at 3 March 2022 – 3,326 spot checks.

## Appendix 1: National residential aged care services with Active outbreaks COVID-19<sup>4</sup>

NAPS ID	Service Name	State	Resident Cases	Resident Deaths	Staff Cases	Total Incidents
1201	Bill McKenzie Gardens	Australian Capital Territory	17	1	30	47
5649	Calvary Haydon Retirement Community	Australian Capital Territory	0	0	2	2
1209	Fred Ward Gardens	Australian Capital Territory	2	0	7	9
1193	Goodwin Ainslie (Goodwin House)	Australian Capital Territory	7	0	8	15
23508	LDK Greenway Views	Australian Capital Territory	2	0	0	2
1198	Mountain View Aged Care Plus Centre	Australian Capital Territory	0	0	2	2
1190	Sir Leslie Morshead Manor	Australian Capital Territory	9	0	8	17
6311	Southern Cross Care Campbell Residential Aged Care	Australian Capital Territory	1	0	2	3
1200	St Andrews Village Hostel	Australian Capital Territory	19	1	9	28
978	Abbey House Aged Care	New South Wales	0	0	3	3
1029	Adelene Nursing Home	New South Wales	1	0	5	6
83	Alexander Campbell House	New South Wales	5	0	2	7
255	Anglican Care McIntosh Court	New South Wales	1	0	0	1
6385	Anthem	New South Wales	2	0	34	36
10975	Arcare Oatlands	New South Wales	23	0	12	35
795	Auburn Glen Care Community	New South Wales	1	0	1	2
812	Avondale House	New South Wales	0	0	4	4
305	BaptistCare Dorothy Henderson Lodge	New South Wales	1	0	0	1
156	BaptistCare George Forbes House	New South Wales	11	0	4	15
6381	Bayswater Gardens	New South Wales	0	0	2	2
833	Beecroft House Aged Care	New South Wales	2	0	5	7
6216	Beresford Hall	New South Wales	2	0	3	5
450	Bundaleer Gardens Hostel	New South Wales	11	0	11	22
33	Bupa Bateau Bay	New South Wales	0	0	3	3
6957	Bupa Baulkham Hills	New South Wales	34	0	52	86
19334	Bupa Clemton Park	New South Wales	2	0	0	2
526	Bupa Tamworth	New South Wales	1	0	0	1

<sup>4</sup> Data presented is based on numbers of cases and deaths as reported to the Department.

NAPS ID	Service Name	State	Resident Cases	Resident Deaths	Staff Cases	Total Incidents
46	Byron Aged Care	New South Wales	0	0	4	4
569	Calvary Cessnock Retirement Community	New South Wales	3	0	1	4
1067	Catholic Healthcare Gertrude Abbott Aged Care	New South Wales	5	1	3	8
217	Catholic Healthcare St Mary's Retirement Village	New South Wales	0	0	2	2
955	Catholic Healthcare The Haven Residential Aged Care	New South Wales	0	0	3	3
278	Catholic Healthcare The Sister Anne Court Aged Care	New South Wales	1	0	1	2
5179	Catholic Healthcare Villa Maria Centre	New South Wales	0	0	5	5
498	Charles Chambers Court	New South Wales	2	0	1	3
1141	Chow Cho-Poon Nursing Home	New South Wales	0	0	2	2
5169	Coffs Haven Residential Care Service	New South Wales	0	0	2	2
1085	Eloura	New South Wales	1	0	1	2
5874	Estia Health Albury	New South Wales	3	0	1	4
5699	Estia Health Taree	New South Wales	2	0	2	4
454	Feros Village Byron Bay	New South Wales	1	0	5	6
1038	Florence Price Gardens	New South Wales	8	0	5	13
497	Frederic House	New South Wales	3	0	1	4
5390	Haddington Nursing Home	New South Wales	4	0	6	10
6808	Hakea Grove Aged Care	New South Wales	14	0	6	20
5860	HammondCare - Horsley	New South Wales	1	0	1	2
6810	HammondCare - Miranda	New South Wales	1	0	1	2
7975	HammondCare - Wahroonga	New South Wales	0	0	2	2
385	HammondCare Waratah	New South Wales	0	0	2	2
915	Heritage Queanbeyan	New South Wales	0	0	3	3
738	Hunters Hill Montefiore Home	New South Wales	15	0	23	38
65	Illawarra Diggers	New South Wales	11	0	3	14
1116	IRT Culburra Beach	New South Wales	2	0	2	4
5276	IRT Greenwell Gardens	New South Wales	1	0	0	1
866	Japara Brighton-Le-Sands	New South Wales	19	0	10	29
1161	Kanwal Gardens Care Community	New South Wales	2	0	0	2



NAPS ID	Service Name	State	Resident Cases	Resident Deaths	Staff Cases	Total Incidents
1054	Karingal Gardens	New South Wales	0	0	2	2
334	Killarney Court Aged Care Facility	New South Wales	1	0	2	3
19285	Kintyre Lodge - Dubbo	New South Wales	1	0	1	2
375	Kolora Aged Care	New South Wales	0	0	2	2
5615	Kyogle Multi-Purpose Service	New South Wales	12	0	6	18
1068	Maitland Grange Care Community	New South Wales	1	0	1	2
5309	Marco Polo Aged Care Facility	New South Wales	4	0	3	7
6923	Marcus Loane House	New South Wales	7	0	3	10
6955	Mark Donaldson VC House	New South Wales	0	0	2	2
705	Maroba Nursing Home	New South Wales	0	0	2	2
1088	Mary Potter Nursing Home	New South Wales	9	0	8	17
503	Mater Christi Aged Care Facility	New South Wales	0	0	2	2
22858	Melva McDonald Lodge	New South Wales	1	0	1	2
5523	Minchinbury Manor	New South Wales	5	0	4	9
1164	Orange Grove Care Community	New South Wales	9	1	2	11
722	Our Lady Of Consolation Nursing Home	New South Wales	0	0	2	2
6214	Randwick Montefiore Home	New South Wales	0	0	4	4
5578	Regis Port Stephens	New South Wales	0	0	2	2
124	RFBI Benhome Masonic Village	New South Wales	11	1	11	22
179	RFBI Tamworth Masonic Village	New South Wales	0	0	2	2
7977	Ron Middleton VC Gardens	New South Wales	17	0	26	43
1014	Scalabrini Village Nursing Home (Austral)	New South Wales	49	6	56	105
410	Southern Cross Care Daceyville Residential Aged Care	New South Wales	1	0	0	1
130	Southern Cross Care John Woodward Residential Aged Care	New South Wales	10	1	3	13
1066	St Andrew's Village Ballina	New South Wales	2	0	0	2
739	St Basil's Kensington	New South Wales	5	0	1	6
7978	St Basil's Randwick	New South Wales	25	0	3	28
1070	St Lukes Nursing Home	New South Wales	2	0	0	2
545	St Vincent's Care Services Auburn	New South Wales	19	0	6	25

NAPS ID	Service Name	State	Resident Cases	Resident Deaths	Staff Cases	Total Incidents
535	SummitCare Penrith	New South Wales	14	0	5	19
868	SummitCare Waverley	New South Wales	28	1	7	35
643	The Maronite Sisters Of The Holy Family Village	New South Wales	1	0	2	3
5267	Thomas and Rosetta Agst Aged Care Facility	New South Wales	1	0	1	2
6388	Uniting Eden	New South Wales	0	0	4	4
504	Uniting Edinglassie Lodge Penrith	New South Wales	17	0	6	23
5955	Uniting Farmborough Unanderra	New South Wales	0	0	3	3
969	Uniting Griffith	New South Wales	1	0	1	2
478	Uniting Lindsay Gardens Hamilton	New South Wales	29	0	13	42
929	Uniting Osborne Nowra	New South Wales	0	0	4	4
491	Uniting Ronald Coleman Lodge Woollahra	New South Wales	2	0	0	2
5272	Uniting Salamander Bay	New South Wales	3	0	0	3
301	Uralba Hostel	New South Wales	2	0	1	3
20	Warren Multi-Purpose Service	New South Wales	1	0	1	2
575	Werombi Court	New South Wales	6	0	2	8
221	Woodlands Lodge	New South Wales	0	0	2	2
773	Wyoming Nursing Home	New South Wales	5	0	1	6
4402	Flynn Lodge	Northern Territory	3	1	3	6
22967	Hetti Perkins	Northern Territory	48	1	27	75
4399	Juninga Centre	Northern Territory	1	0	5	6
6851	Kalano Flexible Aged Care Service (Katherine)	Northern Territory	11	0	2	13
4398	Katherine Hostel	Northern Territory	0	0	3	3
5397	Regis Tiwi	Northern Territory	27	0	5	32
4396	Terrace Gardens	Northern Territory	0	0	4	4
3410	Anglicare SQ Edwin Marsden Tooth Memorial Home for Aged	Queensland	4	0	1	5
3616	Anglicare SQ Meilene Home for the Aged	Queensland	7	0	8	15
3765	Bethany	Queensland	14	0	14	28
3803	Blue Care Bundaberg Riverlea Aged Care Facility	Queensland	4	0	2	6
3791	Blue Care Carina Aged Care Facility	Queensland	39	4	19	58

NAPS ID	Service Name	State	Resident Cases	Resident Deaths	Staff Cases	Total Incidents
3508	Blue Care Kirra Aged Care Facility	Queensland	4	0	1	5
3478	Blue Care Mareeba Aged Care Facility	Queensland	9	0	3	12
12326	Blue Care Star of the Sea Elders Village	Queensland	1	0	0	1
12327	Blue Care Star of the Sea Elders Village	Queensland	1	0	0	1
3643	Bolton Clarke Rowes Bay	Queensland	2	0	3	5
6820	Bupa Mt Sheridan	Queensland	17	0	5	22
3492	Carramar Aged Care	Queensland	3	0	4	7
3566	Central & Upper Burnett District Home for the Aged Nursing Home	Queensland	0	0	2	2
3788	Churches of Christ Clive Burdeu Aged Care Service	Queensland	1	0	0	1
3602	Churches of Christ Gracehaven Aged Care Service	Queensland	29	1	17	46
3500	Churches of Christ Rockingham Aged Care Service	Queensland	3	0	0	3
3591	De Paul Villa Aged Care	Queensland	34	0	42	76
3659	Estia Health Mount Coolum	Queensland	21	1	16	37
5732	Estia Health Southport	Queensland	7	0	33	40
3711	Eventide Charters Towers	Queensland	0	0	2	2
5645	Glasshouse Views	Queensland	1	0	2	3
3845	Japara Gympie Views	Queensland	27	4	15	42
5173	Kirra Beach Care Community	Queensland	25	0	22	47
3482	Mercy Community Services - Emmaus	Queensland	5	0	27	32
3536	MiCare Prins Willem Alexander Lodge	Queensland	2	0	0	2
3560	Murroona Gardens	Queensland	1	0	1	2
3736	North Rockhampton Nursing Centre	Queensland	11	0	0	11
19391	Ozcare - Hervey Bay	Queensland	2	0	2	4
3499	PresCare - Alexandra Gardens	Queensland	3	0	2	5
5466	Proserpine Nursing Home	Queensland	1	0	6	7
3885	Regis Caboolture	Queensland	19	3	30	49
3776	Rosalie Nursing Care Centre	Queensland	18	1	3	21
6268	Sandy Boyd Hostel	Queensland	0	0	2	2

NAPS ID	Service Name	State	Resident Cases	Resident Deaths	Staff Cases	Total Incidents
3520	Sinnamon Village - Nash Court	Queensland	4	0	3	7
6446	Southern Cross Care Stretton Gardens	Queensland	1	0	0	1
3627	St Andrews	Queensland	13	0	8	21
3851	TriCare Bundaberg Aged Care Residence	Queensland	6	0	3	9
3854	TriCare Jindalee Aged Care Residence	Queensland	1	0	0	1
3561	TriCare Pt Vernon Aged Care Residence	Queensland	33	4	16	49
3433	Warrina Innisfail	Queensland	2	0	4	6
3530	Wheller Gardens - Cooper House	Queensland	1	0	0	1
3588	Whiddon Beaudesert Star	Queensland	0	0	3	3
3621	Woodlands Aged Care and NDIS Services	Queensland	37	1	16	53
3553	Woombye Care	Queensland	2	0	2	4
4252	ACH Group Residential Care - Kapara	South Australia	9	0	5	14
4287	Ananda Aged Care Findon	South Australia	0	0	4	4
4257	Ananda Hope Valley Residential Care	South Australia	0	0	5	5
4091	Barunga Village Incorporated	South Australia	0	0	3	3
4035	Bene Aged Care - The Italian Village	South Australia	7	0	8	15
4105	Bethsalem Care	South Australia	0	0	2	2
4055	Charles Young Residential Care Centre	South Australia	0	0	2	2
4172	Copperhouse Court Hostel	South Australia	8	0	4	12
4159	Edenfield Family Care	South Australia	1	0	3	4
4382	Edenfield Family Care - Nerrilda	South Australia	2	0	4	6
4200	Eldercare Acacia Court	South Australia	0	0	2	2
4196	Eldercare Allambi	South Australia	15	0	30	45
4193	Eldercare Cottage Grove	South Australia	7	0	15	22
5797	Eldercare Seaford	South Australia	5	0	12	17
4197	Eldercare The Lodge	South Australia	18	0	28	46
4120	Eldercare Trowbridge House	South Australia	4	0	17	21
5480	Estia Health Burton	South Australia	0	0	2	2
4232	Estia Health Parkside	South Australia	0	0	2	2

NAPS ID	Service Name	State	Resident Cases	Resident Deaths	Staff Cases	Total Incidents
5557	Estia Health Strathalbyn	South Australia	0	0	2	2
4346	Hahndorf Residential Care Services	South Australia	6	0	6	12
4242	Helping Hand Aged Care - Doreen Bond House	South Australia	12	0	28	40
4378	Helping Hand Aged Care - Parafield Gardens	South Australia	0	0	4	4
4059	Holly Residential Care Centre	South Australia	6	0	3	9
4307	Japara Oaklands	South Australia	1	0	1	2
4142	John Paul II Village Residential Care	South Australia	0	0	4	4
4199	Kalyra McLaren Vale Aged Care	South Australia	0	0	3	3
4372	Marten Residential Care Centre	South Australia	0	0	2	2
4109	Mount Carmel Residential Care	South Australia	0	0	2	2
6467	Oaklands Park Lodge Residential Care	South Australia	0	0	2	2
4093	Resthaven Bellevue Heights	South Australia	0	0	4	4
5296	Resthaven Craigmore	South Australia	0	0	3	3
4253	Resthaven Leabrook	South Australia	0	0	2	2
4141	Ridgehaven Residential Care Centre	South Australia	8	0	3	11
4207	Semaphore Residential Care Centre	South Australia	3	0	2	5
4157	St Basil's at Croydon Park	South Australia	0	0	18	18
4115	Tanunda Lutheran Home	South Australia	1	0	21	22
4221	The Churchill Retreat	South Australia	8	1	2	10
4107	The Philip Kennedy Centre Residential Care	South Australia	2	0	4	6
4319	Walkerville Residential Care Centre	South Australia	1	0	1	2
4274	Wheatfields Incorporated	South Australia	0	0	4	4
5024	Rivulet	Tasmania	2	0	0	2
2131	Allambee Nursing Home Kingston Centre	Victoria	9	0	1	10
3043	Anzac Lodge Private Nursing Home	Victoria	5	0	0	5
6924	Banfields Aged Care	Victoria	0	0	2	2
5353	Baptcare - Karana Community	Victoria	3	0	0	3
1793	Benetas Dalkeith Gardens	Victoria	1	0	1	2
2040	Bindaree Retirement Centre	Victoria	1	0	0	1

NAPS ID	Service Name	State	Resident Cases	Resident Deaths	Staff Cases	Total Incidents
2014	Cheltenham Manor	Victoria	1	0	0	1
5927	Churches of Christ Arcadia Aged Care Service	Victoria	19	0	2	21
5838	Drysdale Grove	Victoria	3	0	0	3
2333	Edenvale Manor Aged Care Facility	Victoria	9	0	1	10
1808	Edgarley Home	Victoria	1	0	1	2
1823	Emerald Hill Residence	Victoria	4	0	0	4
2245	Japara George Vowell	Victoria	21	0	3	24
2332	Japara Rosanna Views	Victoria	1	0	1	2
2105	Lyndoch Hostel	Victoria	1	0	0	1
1764	Margery Cole Residential Care Service	Victoria	8	0	4	12
19549	Mekong Cairnlea Vietnamese Aged Care	Victoria	20	0	1	21
3005	Mooroolbark Aged Persons Mental Health Residential Care Facility	Victoria	1	0	0	1
2100	Ottrey Lodge	Victoria	18	0	0	18
7466	Point Cook Manor	Victoria	9	0	1	10
5316	Regis Cranbourne	Victoria	22	1	6	28
2274	Regis Ontario	Victoria	10	0	1	11
1822	St Catherine's Hostel Wangaratta Inc	Victoria	8	1	5	13
1933	Tannoch Brae Senior Living	Victoria	2	0	2	4
2101	The Ashley	Victoria	1	0	0	1
2110	Uniting AgeWell Kingsville	Victoria	24	0	7	31
5384	Uniting AgeWell Strathdon Community	Victoria	7	0	1	8
2851	Westgate Aged Care Facility	Victoria	28	0	6	34
1914	Westmont Homestead	Victoria	1	0	9	10
2239	Yarriambiack Lodge Nursing Home	Victoria	5	0	1	6
4679	Acacia Living Group Menora Gardens Aged Care Facility	Western Australia	0	0	7	7
4862	Adventist Residential Care	Western Australia	24	0	6	30
4871	Aegis Bassendean	Western Australia	0	0	3	3
4881	Aegis Carrington	Western Australia	11	0	14	25

NAPS ID	Service Name	State	Resident Cases	Resident Deaths	Staff Cases	Total Incidents
6842	Aegis Hermitage	Western Australia	24	0	7	31
4805	Aegis Hilton Park	Western Australia	0	0	2	2
19386	Aegis Montgomery	Western Australia	0	0	3	3
4809	Aegis Sandstrom	Western Australia	0	0	2	2
5402	Aegis Shawford	Western Australia	0	0	4	4
26561	Aegis Shorehaven	Western Australia	0	0	3	3
26562	Aegis Shoreline	Western Australia	2	0	3	5
5727	Aegis Stirling	Western Australia	0	0	3	3
26565	Alfred Cove Care Community	Western Australia	0	0	3	3
4914	Amaroo Village McMahon Caring Centre	Western Australia	0	0	2	2
4668	Bethanie Edinboro	Western Australia	2	0	0	2
5593	Brightwater Madeley	Western Australia	0	0	3	3
5888	Brightwater The Cove	Western Australia	24	0	12	36
4767	Brightwater The Oaks	Western Australia	5	0	2	7
7149	Carine Parkside Care Community	Western Australia	0	0	2	2
4597	Casson House	Western Australia	0	0	2	2
4760	Castledare Retirement Village	Western Australia	0	0	4	4
4821	David, Gita and Michael Hoffman Nursing Home	Western Australia	0	0	2	2
6205	Dr Mary Surveyor Centre	Western Australia	0	0	3	3
23424	Guwardi Ngadu	Western Australia	0	0	5	5
4685	Hellenic Community Aged Care	Western Australia	3	0	4	7
4686	Italian Village Fremantle	Western Australia	30	0	14	44
4634	Joseph Banks Aged Care Facility	Western Australia	0	0	5	5
4673	Juniper Cygnet	Western Australia	11	0	5	16
4626	Juniper Elimatta	Western Australia	15	0	2	17
19395	Juniper Hayloft	Western Australia	0	0	3	3
4717	Juniper John Bryant	Western Australia	0	0	2	2
4781	Juniper Sarah Hardey	Western Australia	0	0	2	2
4743	Manoah House	Western Australia	0	0	2	2

NAPS ID	Service Name	State	Resident Cases	Resident Deaths	Staff Cases	Total Incidents
4768	MercyCare Joondalup	Western Australia	0	0	5	5
5605	Osboine Contemporary Aged Care	Western Australia	0	0	3	3
6431	Regents Garden Aubin Grove	Western Australia	0	0	2	2
26123	Regis Port Coogee	Western Australia	0	0	4	4
4707	Riversea Mosman Park	Western Australia	0	0	2	2
4636	Servite Villa	Western Australia	0	0	2	2
4830	St Vincent's Aged Care	Western Australia	0	0	3	3
4858	SwanCare Kingia/Tandara	Western Australia	11	0	18	29
26612	SwanCare Ningana	Western Australia	2	0	4	6
4616	Villa Terenzio	Western Australia	0	0	7	7