



HOW TO DO A LOLLIPOP RAPID ANTIGEN TEST

There are different types of rapid antigen tests (RATs). This guide explains some basic steps to follow for a RAT that you suck like a lollipop.

Before you begin, check what the instructions say for your test. Make sure your test has not passed its expiry date.

1.



Don't eat, drink or brush your teeth for 30 minutes before you take the test.

2.



Wash your hands.

3.



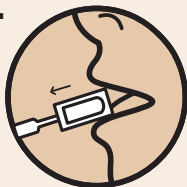
Place the sponge end of the lollipop in our mouth. Don't bite it.

4.



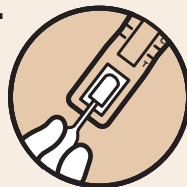
Move it around in your mouth for 90 seconds.

5.



When you take it out, the sponge should feel soft on your tongue and the circle on the back should be blue.

6.



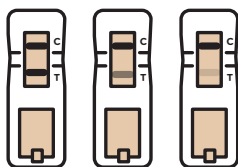
Click the sponge end of the lollipop into the test strip.

7.



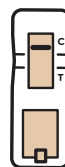
Wait 10 minutes and read the result.

How to read rapid antigen test results:



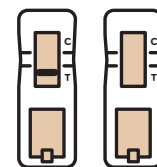
Positive

You have COVID-19



Negative

You do not have COVID-19



Invalid

The test did not work.
You will need to do another test.

If you tested positive, you need to isolate and report your result to your local health authorities. For more information, visit www.health.gov.au, or call 1800 020 080.