



**CURRENT STATUS OF CONFIRMED CASES**



**112**



ACT	NSW	NT	QLD	SA	TAS	VIC	WA
2	39	1	19	15	4	32	0

**1,737**



ACT	NSW	NT	QLD	SA	TAS	VIC	WA
37	1,038	33	262	90	14	196	67

**64,265,447**

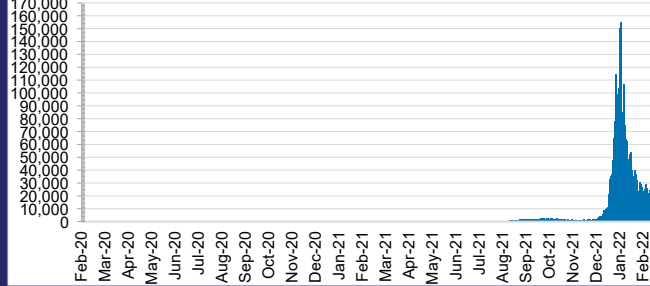


**TOTAL TESTS  
REPORTED**

ACT	NSW	NT	QLD
923,986	28,918,288	722,068	6,890,281

SA	TAS	VIC	WA
3,948,516	570,536	19,633,556	2,658,216

**DAILY NUMBER OF REPORTED CASES**

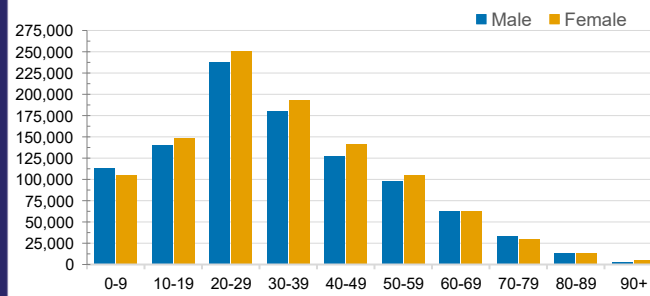


**CASES IN AGED CARE SERVICES**

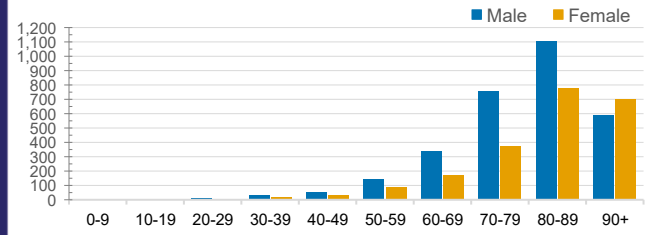
Confirmed Cases	Australia	ACT	NSW	NT	QLD	SA	TAS	VIC	WA
Residential Care Recipients	20488 (1836)	203 (16)	7845 (558)	129 (5)	4020 (209)	1468 (108)	196 (9)	6490 (931)	137
In Home Care Recipients	205 (13)	0	45 (3)	0	15	1	5 (2)	138 (7)	1 (1)

Cases in care recipients (deaths)

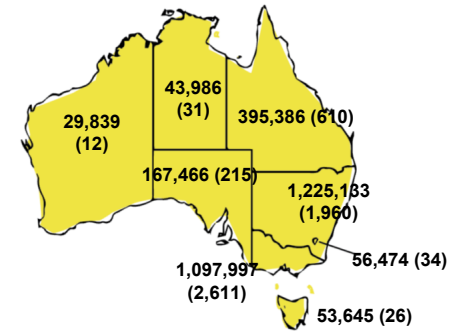
**CASES BY AGE GROUP AND SEX**



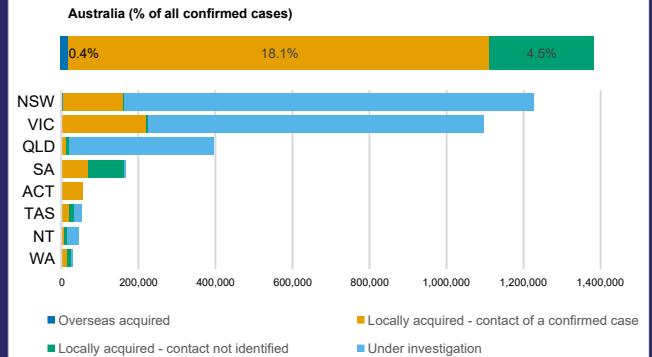
**DEATHS BY AGE GROUP AND SEX**



**CASES (DEATHS) BY STATE AND TERRITORIES**



**CASES BY SOURCE OF INFECTION**



**PUBLIC HEALTH RESPONSE MEASURE**

