



CURRENT STATUS OF CONFIRMED CASES



113



ACT	NSW	NT	QLD	SA	TAS	VIC	WA
2	43	2	22	12	5	27	0

1,737



ACT	NSW	NT	QLD	SA	TAS	VIC	WA
36	1,009	54	265	103	18	219	33

64,007,690




**TOTAL TESTS
REPORTED**

ACT	NSW	NT	QLD
916,776	28,838,850	718,773	6,871,530

SA	TAS	VIC	WA
3,917,010	567,176	19,586,019	2,591,556

DAILY NUMBER OF REPORTED CASES

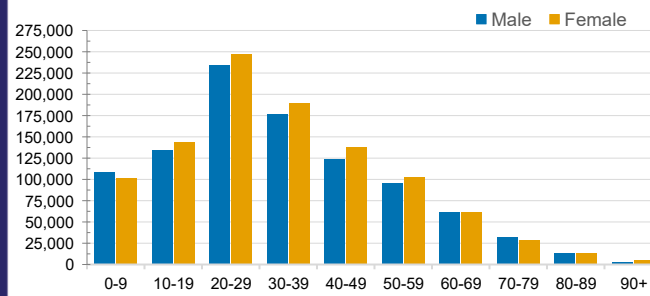


CASES IN AGED CARE SERVICES

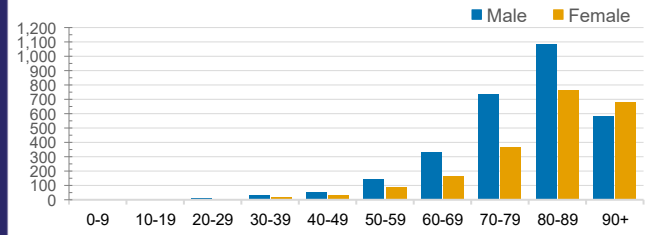
Confirmed Cases	Australia	ACT	NSW	NT	QLD	SA	TAS	VIC	WA
Residential Care Recipients	20104 (1821)	201 (15)	7735 (556)	113 (4)	3952 (202)	1459 (108)	196 (8)	6386 (928)	62
In Home Care Recipients	205 (13)	0	45 (3)	0	15	1	5 (2)	138 (7)	1 (1)

Cases in care recipients (deaths)

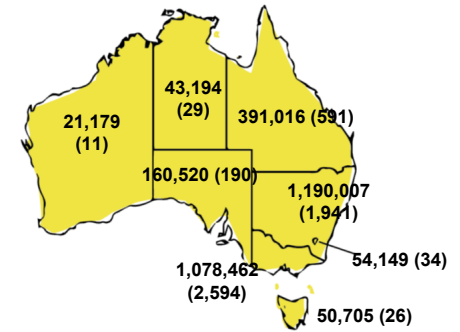
CASES BY AGE GROUP AND SEX



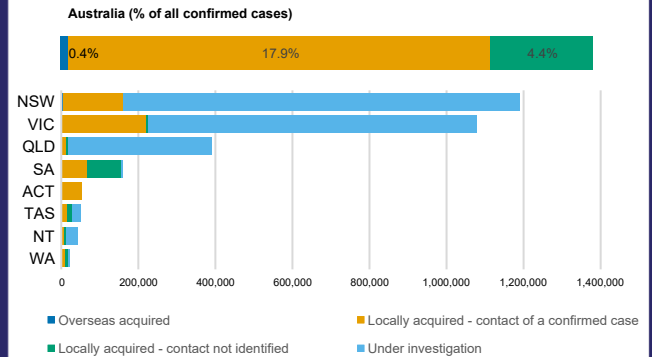
DEATHS BY AGE GROUP AND SEX



CASES (DEATHS) BY STATE AND TERRITORIES



CASES BY SOURCE OF INFECTION



PUBLIC HEALTH RESPONSE MEASURE

