



CURRENT STATUS OF CONFIRMED CASES

4,196,055

Total cases

5,928

Total deaths

473,140

Active cases

119

CURRENT CASES
INTENSIVE CARE UNITS (ICU)

ACT	NSW	NT	QLD	SA	TAS	VIC	WA
4	53	2	14	7	0	33	6

2,364

CURRENT CASES
ADMITTED TO HOSPITALS

ACT	NSW	NT	QLD	SA	TAS	VIC	WA
49	1,283	12	325	170	22	284	219


66,276,358

TOTAL TESTS
REPORTED

ACT	NSW	NT	QLD
978,035	29,785,582	740,830	7,061,537

SA	TAS	VIC	WA
4,198,416	597,210	19,934,391	2,980,357

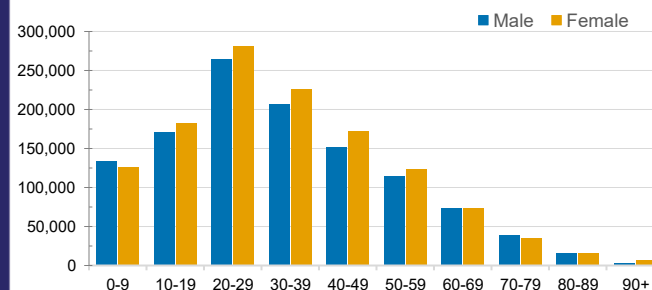
DAILY NUMBER OF REPORTED CASES



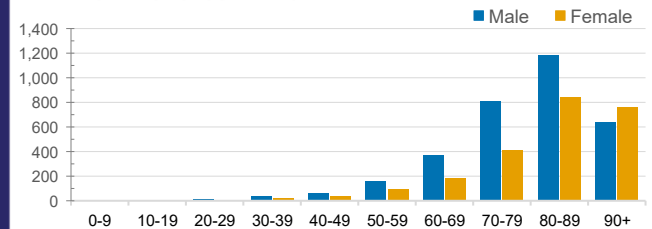
CASES IN AGED CARE SERVICES

Confirmed Cases	Australia	ACT	NSW	NT	QLD	SA	TAS	VIC	WA
Residential Care Recipients	23035 (1837)	216 (15)	8748 (542)	96 (4)	4221 (238)	1475 (86)	219 (7)	7387 (932)	673 (13)
In Home Care Recipients	205 (13)	0	45 (3)	0	15	1	5 (2)	138 (7)	1 (1)
Cases in care recipients (deaths)									

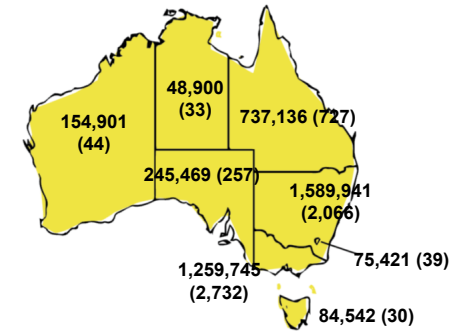
CASES BY AGE GROUP AND SEX



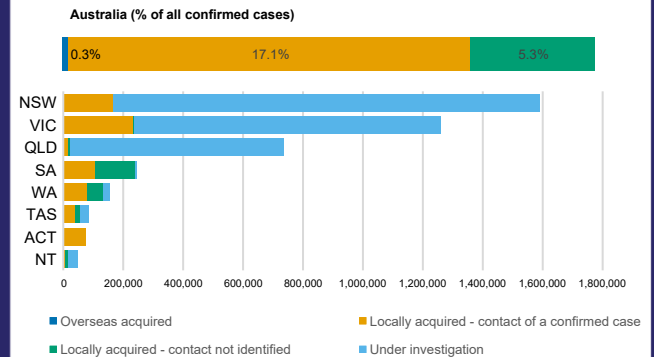
DEATHS BY AGE GROUP AND SEX



CASES (DEATHS) BY STATE AND TERRITORIES



CASES BY SOURCE OF INFECTION



PUBLIC HEALTH RESPONSE MEASURE

Proportion of total cases under investigation

