



**CURRENT STATUS OF CONFIRMED CASES**



**102**



ACT	NSW	NT	QLD	SA	TAS	VIC	WA
3	47	3	13	6	1	19	10

**2,176**



ACT	NSW	NT	QLD	SA	TAS	VIC	WA
45	1,171	14	284	158	29	260	215

**66,024,686**

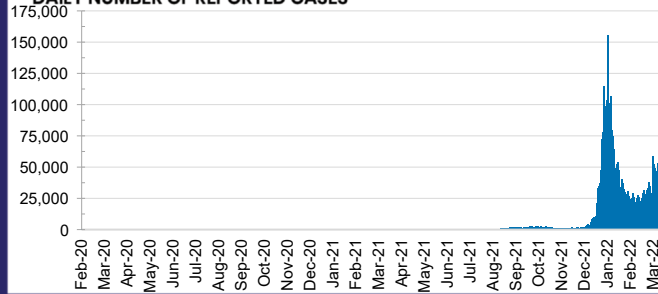


**TOTAL TESTS  
REPORTED**

ACT	NSW	NT	QLD
972,364	29,701,401	739,358	7,031,844

SA	TAS	VIC	WA
4,174,300	594,528	19,894,888	2,916,003

**DAILY NUMBER OF REPORTED CASES**

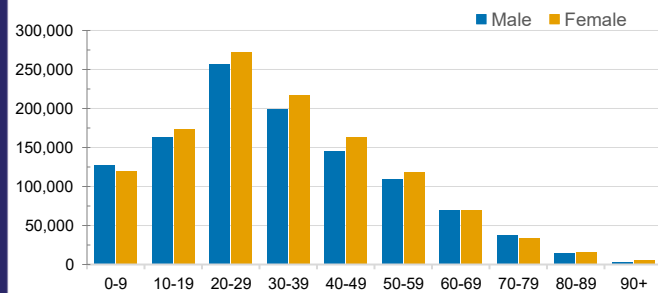


**CASES IN AGED CARE SERVICES**

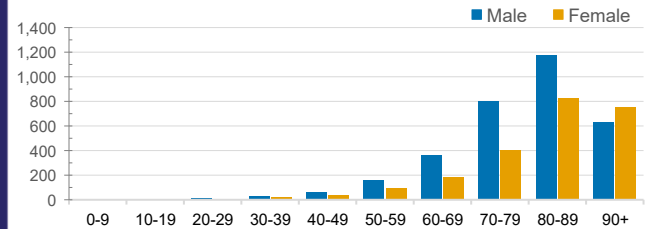
Confirmed Cases	Australia	ACT	NSW	NT	QLD	SA	TAS	VIC	WA
Residential Care Recipients	22539 (1831)	209 (15)	8593 (545)	100 (5)	4176 (238)	1414 (83)	201 (6)	7285 (930)	561 (9)
In Home Care Recipients	205 (13)	0	45 (3)	0	15	1	5 (2)	138 (7)	1 (1)

Cases in care recipients (deaths)

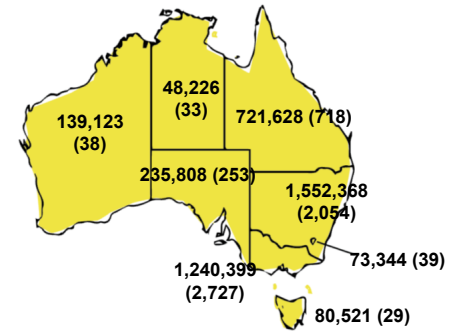
**CASES BY AGE GROUP AND SEX**



**DEATHS BY AGE GROUP AND SEX**

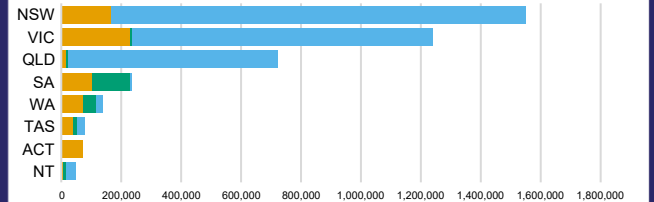


**CASES (DEATHS) BY STATE AND TERRITORIES**



**CASES BY SOURCE OF INFECTION**

Australia (% of all confirmed cases)



**PUBLIC HEALTH RESPONSE MEASURE**

Proportion of total cases under investigation

