



CURRENT STATUS OF CONFIRMED CASES



96



ACT	NSW	NT	QLD	SA	TAS	VIC	WA
3	43	1	14	6	0	19	10

2,152



ACT	NSW	NT	QLD	SA	TAS	VIC	WA
42	1,182	20	265	157	24	253	209

65,836,260

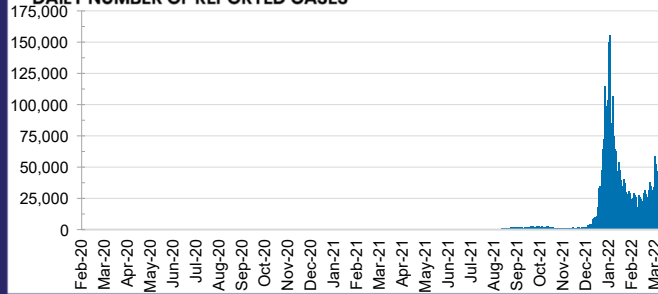


**TOTAL TESTS
REPORTED**

ACT	NSW	NT	QLD
967,052	29,598,206	738,112	7,018,859

SA	TAS	VIC	WA
4,146,281	591,527	19,860,220	2,916,003

DAILY NUMBER OF REPORTED CASES

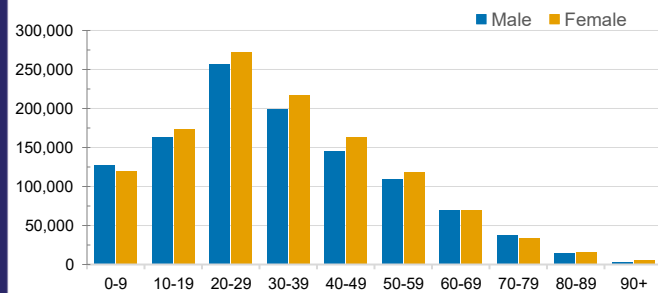


CASES IN AGED CARE SERVICES

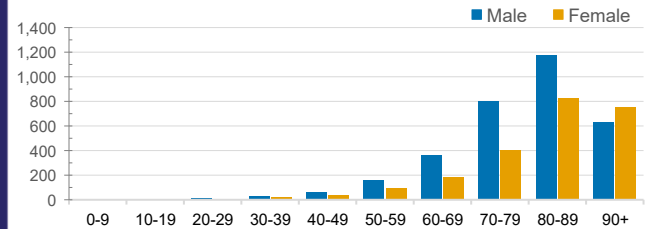
Confirmed Cases	Australia	ACT	NSW	NT	QLD	SA	TAS	VIC	WA
Residential Care Recipients	22539 (1831)	209 (15)	8593 (545)	100 (5)	4176 (238)	1414 (83)	201 (6)	7285 (930)	561 (9)
In Home Care Recipients	205 (13)	0	45 (3)	0	15	1	5 (2)	138 (7)	1 (1)

Cases in care recipients (deaths)

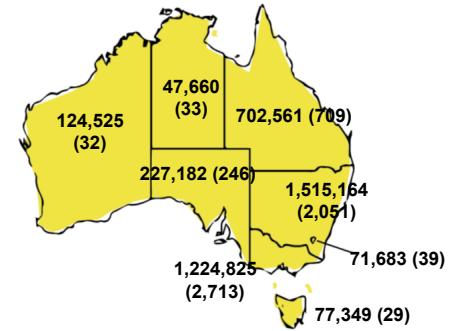
CASES BY AGE GROUP AND SEX



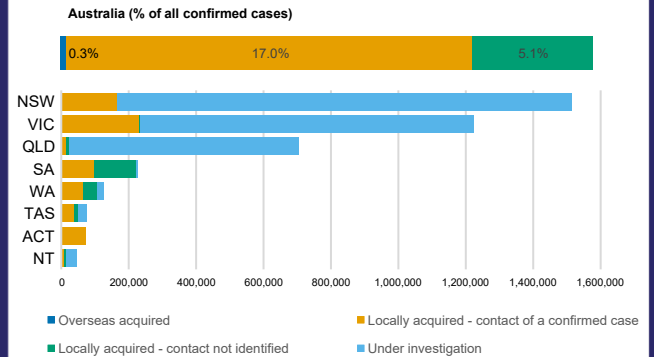
DEATHS BY AGE GROUP AND SEX



CASES (DEATHS) BY STATE AND TERRITORIES



CASES BY SOURCE OF INFECTION



PUBLIC HEALTH RESPONSE MEASURE

