



**CURRENT STATUS OF CONFIRMED CASES**



**95**



ACT	NSW	NT	QLD	SA	TAS	VIC	WA
3	41	1	9	11	0	24	6

**2,107**



ACT	NSW	NT	QLD	SA	TAS	VIC	WA
38	1,177	14	252	165	25	256	180

**65,446,475**

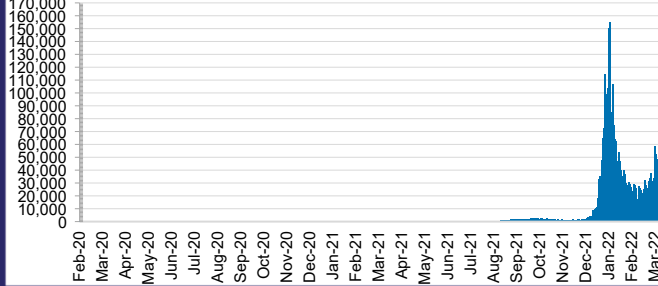


**TOTAL TESTS  
REPORTED**

ACT	NSW	NT	QLD
956,038	29,438,118	735,521	6,977,889

SA	TAS	VIC	WA
4,097,390	585,983	19,799,696	2,855,840

**DAILY NUMBER OF REPORTED CASES**

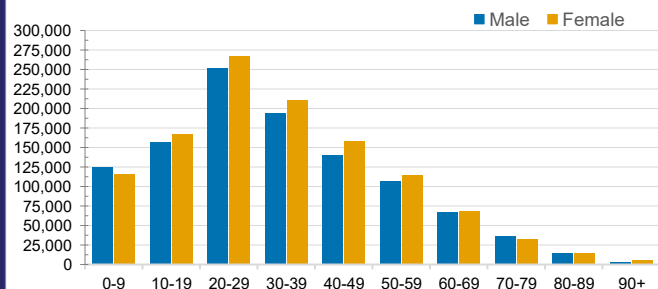


**CASES IN AGED CARE SERVICES**

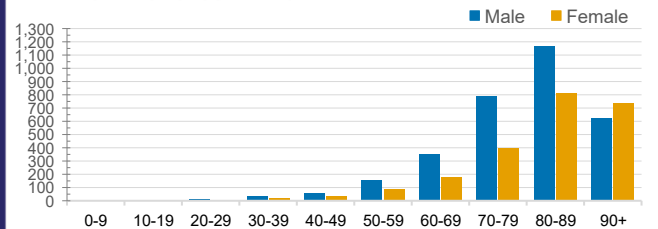
Confirmed Cases	Australia	ACT	NSW	NT	QLD	SA	TAS	VIC	WA
Residential Care Recipients	22516 (1884)	205 (16)	8506 (583)	130 (6)	4253 (217)	1586 (111)	211 (9)	6857 (936)	768 (6)
In Home Care Recipients	205 (13)	0	45 (3)	0	15	1	5 (2)	138 (7)	1 (1)

Cases in care recipients (deaths)

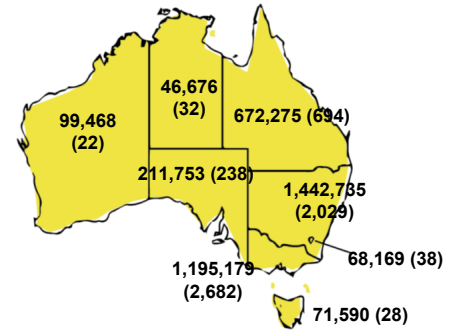
**CASES BY AGE GROUP AND SEX**



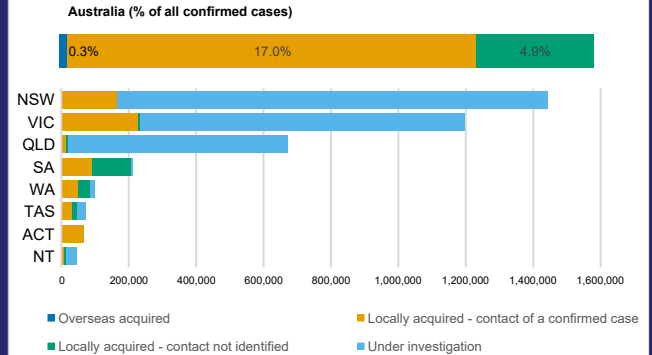
**DEATHS BY AGE GROUP AND SEX**



**CASES (DEATHS) BY STATE AND TERRITORIES**



**CASES BY SOURCE OF INFECTION**



**PUBLIC HEALTH RESPONSE MEASURE**

