



### CURRENT STATUS OF CONFIRMED CASES

3,216,770

Total cases

5,591

Total deaths

270,664

Active cases

112

CURRENT CASES  
INTENSIVE CARE UNITS (ICU)

ACT	NSW	NT	QLD	SA	TAS	VIC	WA
3	47	2	19	10	3	25	3

1,727

CURRENT CASES  
ADMITTED TO HOSPITALS

ACT	NSW	NT	QLD	SA	TAS	VIC	WA
38	1,005	26	233	113	13	198	101


64,710,352

TOTAL TESTS  
REPORTED

ACT	NSW	NT	QLD
935,219	29,108,697	728,538	6,920,359

SA	TAS	VIC	WA
4,002,622	575,361	19,713,410	2,726,146

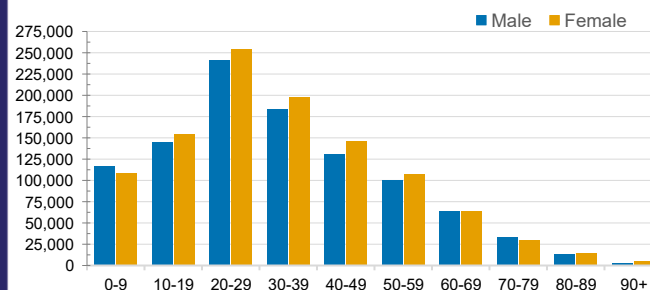
### DAILY NUMBER OF REPORTED CASES



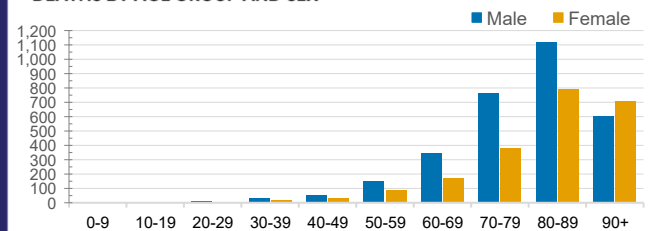
### CASES IN AGED CARE SERVICES

Confirmed Cases	Australia	ACT	NSW	NT	QLD	SA	TAS	VIC	WA
Residential Care Recipients	20728 (1844)	203 (16)	7911 (562)	129 (5)	4032 (209)	1494 (109)	197 (9)	6587 (934)	164
In Home Care Recipients	205 (13)	0	45 (3)	0	15	1	5 (2)	138 (7)	1 (1)
Cases in care recipients (deaths)									

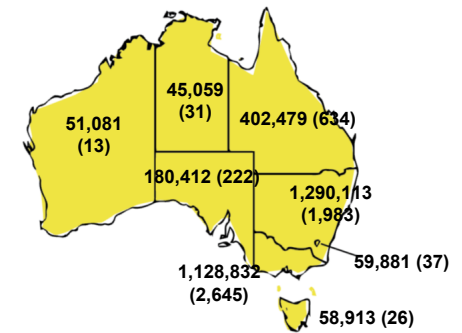
### CASES BY AGE GROUP AND SEX



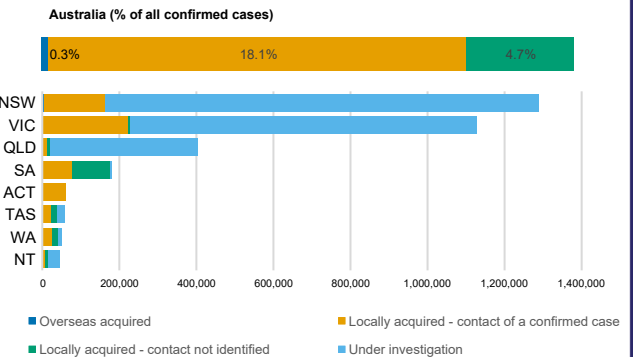
### DEATHS BY AGE GROUP AND SEX



### CASES (DEATHS) BY STATE AND TERRITORIES



### CASES BY SOURCE OF INFECTION



### PUBLIC HEALTH RESPONSE MEASURE

