



CURRENT STATUS OF CONFIRMED CASES



97



ACT	NSW	NT	QLD	SA	TAS	VIC	WA
1	40	1	15	9	4	22	5

1,655



ACT	NSW	NT	QLD	SA	TAS	VIC	WA
30	966	23	247	98	14	175	102

64,543,603




**TOTAL TESTS
REPORTED**

ACT	NSW	NT	QLD
931,858	29,034,553	726,790	6,911,014

SA	TAS	VIC	WA
3,984,377	574,132	19,688,532	2,692,347

DAILY NUMBER OF REPORTED CASES

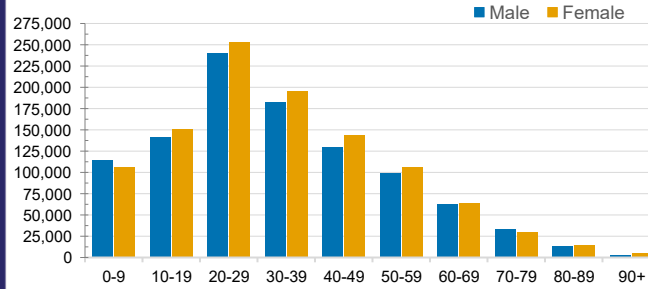


CASES IN AGED CARE SERVICES

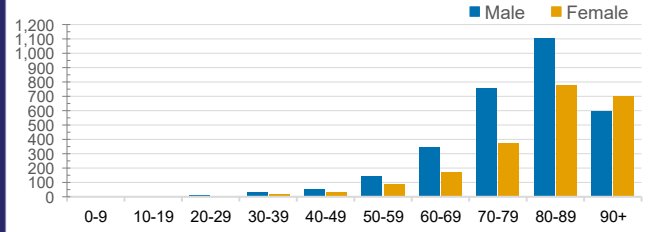
Confirmed Cases	Australia	ACT	NSW	NT	QLD	SA	TAS	VIC	WA
Residential Care Recipients	20728 (1844)	203 (16)	7911 (562)	129 (5)	4032 (209)	1494 (109)	197 (9)	6587 (934)	164
In Home Care Recipients	205 (13)	0	45 (3)	0	15	1	5 (2)	138 (7)	1 (1)

Cases in care recipients (deaths)

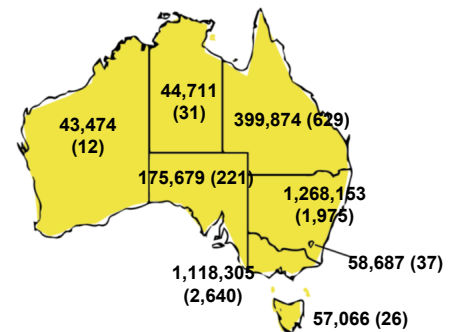
CASES BY AGE GROUP AND SEX



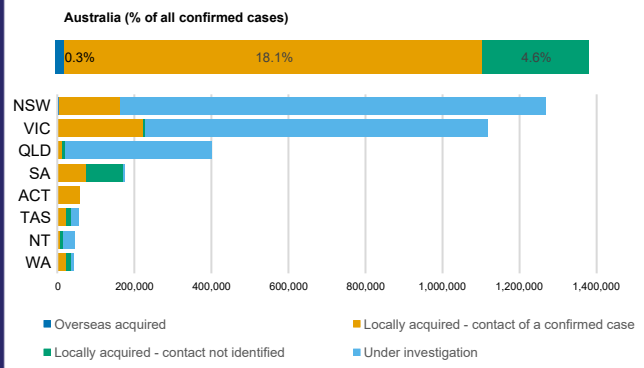
DEATHS BY AGE GROUP AND SEX



CASES (DEATHS) BY STATE AND TERRITORIES



CASES BY SOURCE OF INFECTION



PUBLIC HEALTH RESPONSE MEASURE

