



CURRENT STATUS OF CONFIRMED CASES

2,867,023

Total cases

5,212

Total deaths

202,638

Active cases

131

CURRENT CASES
INTENSIVE CARE UNITS (ICU)

ACT	NSW	NT	QLD	SA	TAS	VIC	WA
0	49	4	26	9	2	41	0

1,940

CURRENT CASES
ADMITTED TO HOSPITALS

ACT	NSW	NT	QLD	SA	TAS	VIC	WA
45	1,098	86	316	111	13	255	16

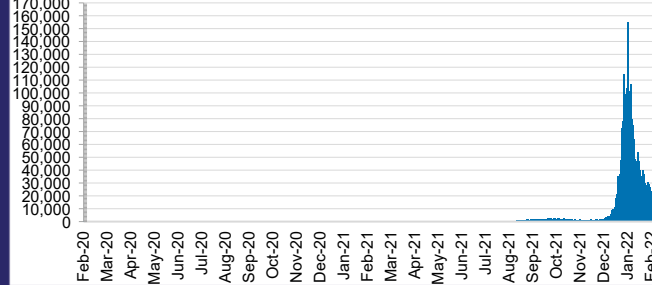
63,593,367

TOTAL TESTS
REPORTED

ACT	NSW	NT	QLD
903,545	28,681,852	712,544	6,838,188

SA	TAS	VIC	WA
3,861,111	561,211	19,495,293	2,539,623

DAILY NUMBER OF REPORTED CASES

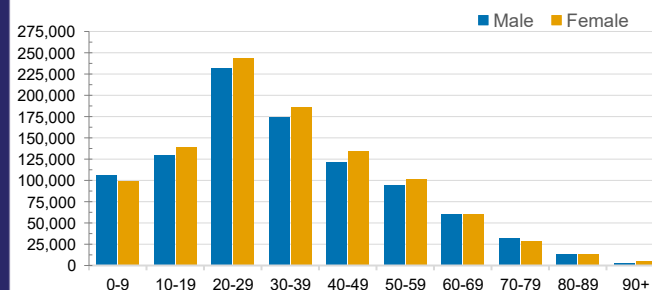


CASES IN AGED CARE SERVICES

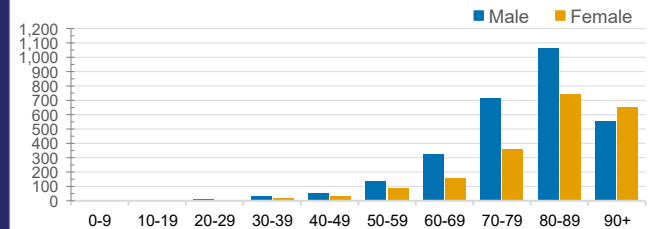
Confirmed Cases	Australia	ACT	NSW	NT	QLD	SA	TAS	VIC	WA
Residential Care Recipients	19459 (1793)	198 (15)	7373 (540)	104 (4)	3812 (199)	1361 (100)	194 (8)	6373 (927)	44
In Home Care Recipients	205 (13)	0	45 (3)	0	15	1	5 (2)	138 (7)	1 (1)

Cases in care recipients (deaths)

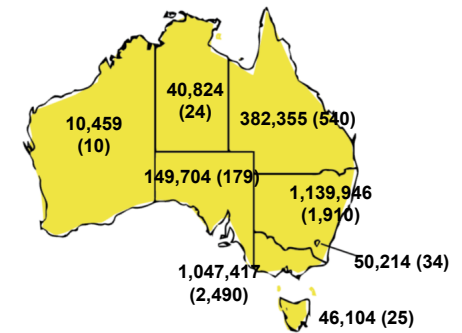
CASES BY AGE GROUP AND SEX



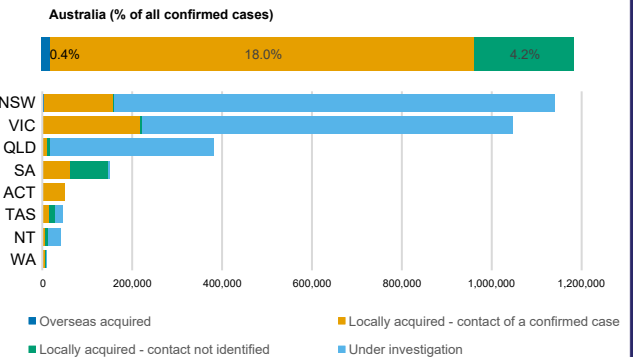
DEATHS BY AGE GROUP AND SEX



CASES (DEATHS) BY STATE AND TERRITORIES



CASES BY SOURCE OF INFECTION



PUBLIC HEALTH RESPONSE MEASURE

