



COVID-19 outbreaks in Australian residential aged care facilities

National snapshot

As at 5:00pm 4 February 2022 there are 11,980 COVID-19 positive residents (5,439) and staff (6,541) in 1,176 active outbreaks in residential aged care facilities across Australia.

Table 1: Aged Care COVID-19 data as at 1700 of 4 February 2022¹

Active outbreaks	1,176
Resident cases – total cases associated with active outbreaks	9,718
Resident cases – total cases currently active (total cases minus recovered cases and deceased)	5,439
Staff cases – total cases associated with current active outbreaks	15,478
Staff cases – total cases currently active (total cases minus recovered cases and deceased)	6,541
Deaths since July 2021	801 ²
Total number of residential aged care facilities that have had an outbreak - Cumulative total since the beginning of the pandemic	1,998
Total number of outbreaks at residential aged care facilities – Cumulative total since the beginning of the pandemic	2,762
Resident cases – Cumulative total since the beginning of the pandemic	15,496
Staff cases - Cumulative total since the beginning of the pandemic	18,095

¹ Includes transition care

² There were 685 deaths in 2020, 282 deaths in 2021 and, as at 4 February 2022 533 in 2022.

Analysis

Current situation in Australia

Joint arrangements are in place in all states and territories with active outbreak sites to support facilities with outbreaks and additional support for State emergency operation centres is being provided as the need arises. In Victoria, the Victorian Aged Care Response Centre is also fully operational, with Commonwealth and Victorian Government officials working closely together in a coordinated effort to respond to aged care outbreaks across the state.

As at 12:00 hrs 4 February 2022 there has been a total of 2,290,835 cases of COVID-19 reported, including 345,427 active cases and 3,989 deaths in Australia.

As at 4 February 2022 there are:

- 1,176 active outbreaks in residential aged care facilities nationally – 525 in NSW, 275 in Victoria, 137 in SA, 202 in QLD, 12 in TAS, 6 in the NT, and 19 in the ACT.
- 5,439 residents and 6,541 staff currently COVID-19 positive in active outbreaks.
 - Of the residents, 2,847 are in NSW, 1,087 in Victoria, 231 in SA, 1,178 in QLD, 46 in TAS, 2 in the NT and 48 in the ACT.
 - Of the staff, 3,720 are in NSW, 984 in Victoria, 434 in SA, 1,188 in QLD, 44 in TAS, 11 in NT and 160 in the ACT.
- 533 deaths have been reported in 2022 (a total of 1,500 since beginning of pandemic: 685 in 2020; 282 in 2021 and 533 in 2022).

Case numbers and numbers of deaths are dependent upon reporting from facilities and validation of deaths from state and territory governments. In some cases this may be delayed, reflecting case numbers reported during a period rather than necessarily occurring during this period.

Determining cause of death rests with the States and Territories. In many cases where the resident has comorbidities, confirming a COVID death may take time and be impacted by findings from coronial inquiries. Reported COVID deaths are subject to change following these inquiries.

Further investigations are underway with State and Territory Governments to confirm 2021 and 2022 numbers reflect official and agreed deaths data.

Given the high caseload in January 2022 cases were not being identified as resolved and had been previously reported as active cases. Instead all cases associated with active outbreaks (recovered, deceased and active) were being reported.

These numbers are under constant review and confirmation from facilities. Cases are considered to be resolved once a resident or staff member ceases to be symptomatic and has completed their isolation period, in line with national guidance.

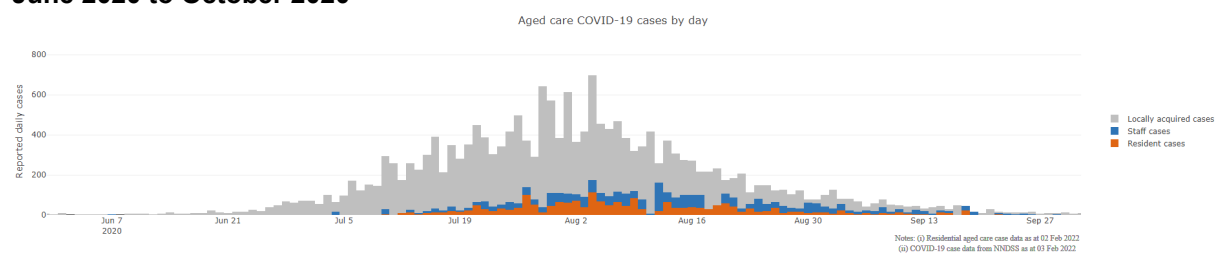
A review of all facilities has led to a reduction in cases being reported as active in this report.

An outbreak is considered to be active pending advice from the relevant Public Health Unit. This typically occurs when there are no longer any symptomatic or potentially infectious cases and will occur after the isolation period.

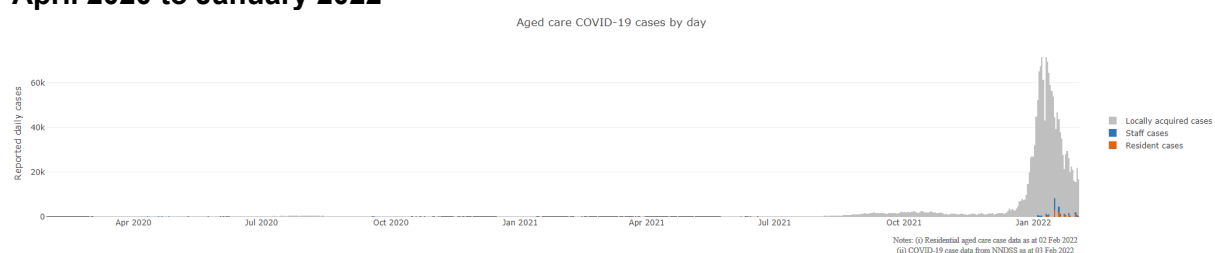
All numbers are subject to further change as additional information is reported to the Department of Health.

Figure 1: Number of daily reported COVID-19 cases in Australian residential aged care Facilities overlayed with national locally acquired cases³

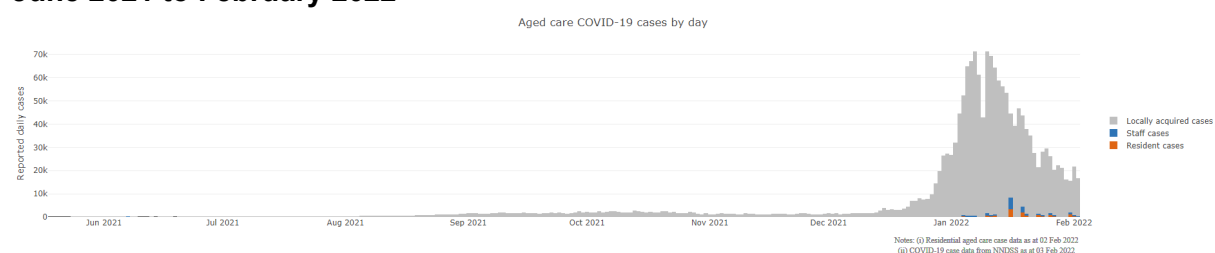
June 2020 to October 2020



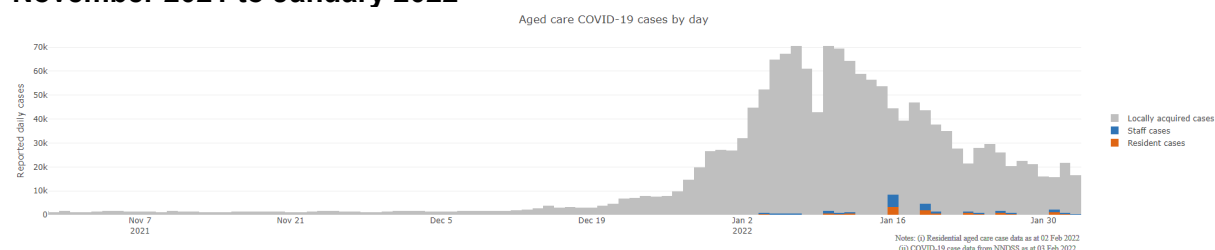
April 2020 to January 2022



June 2021 to February 2022



November 2021 to January 2022



International comparisons

During the COVID-19 pandemic, no country has been able to avoid outbreaks or deaths in residential aged care when there has been widespread community transmission.

The Australian death rate is 0.67 per cent (6.7 in 1,000) against the total number of residential aged care beds across the country.

By comparison, Canada has experienced over 11 times the number of deaths in care homes than Australia as at 4 February 2022.

- As at 4 February 2022, Canada had experienced 33,585 deaths. This includes 16,217 deaths at residential in care homes (or 48 per cent).

⁴ National daily cases sourced from NNDSS data as at 16 December 2021 and are filtered to locally acquired cases. Case numbers reflect the date of reporting which may differ to diagnosis date. Residential aged care facility staff and resident data sourced from the Department of Health Aged Care COVID Liaison Team. Totals reflect the date of case report and may be affected by delayed reporting.

⁵ 'RACF' refers to cases in residential aged care facilities (staff and residents)

- 58 per cent of all aged care homes in Canada have had reported cases of COVID-19 in residents or staff (compared to 74 per cent in Australia).

Workforce in active residential aged care outbreaks

As at 4 February 2022, workforce surge staff have filled 80,011 shifts in aged care services impacted by COVID-19, these shifts include roles for GPs, nurses, care workers, allied health workers, executive and ancillary staff. This includes:

Table 2: Workforce resources supplied to residential aged care facilities

Agency	Resources Supplied (as at 4 February 2022)
State and NACER (National Aged Care Emergency Response) Teams	Tasmanian Government: 7 clinical and 2 support staff. Western Australian Government: 19 clinical personnel and 4 support staff. South Australian Government: 18 clinical personnel and 4 support staff. 12 NACER teams (70 personnel) have been deployed. The deployment of State and NACER teams is now complete.
Recruitment, Consulting, and Staffing Association (RCSA)	Staff supplied to fill 43,762 shifts.
Healthcare Australia	Staff supplied filled 7,188 shifts for workforce surge and 2,295 shifts for NACER teams.
Mable	Supplied 130 staff to fill 2,711 shifts.
Aspen Medical	14,655 shifts filled, including clinical first responder deployments.
Health X	Supplied 95 staff to fill 6,723 shifts.
Torrens Health	Supplied 2,747 shifts in surge workforce roles.
Residential Aged Care Visitation Assistant (RACVA)	RACVAs completed 2,733 shifts.

Provision of personal protective equipment (PPE)

A range of resources and online training on the use of PPE is available on the Department's website for aged care workers.

Since March 2020, the Commonwealth Government has been working with state and territory governments to ensure aged care facilities have sufficient PPE. PPE is dispatched both directly from the National Medical Stockpile (NMS) and by jurisdictions on the NMS' behalf, depending on the specific circumstances.

As at 3 February 2022, the NMS has provided aged care facilities with approximately:

- 42.9 million masks
- 15.7 million gowns
- 43.7 million gloves
- 12.5 million goggles and face shields
- 190,000 bottles of hand sanitiser

Testing of aged care residents and staff

Rapid Antigen Testing for Aged Care

The Australian Government, through the Department of Health, made COVID-19 rapid antigen testing (RAT) kits available to residential aged care facilities and short-term restorative care (aged care services) in high transmission-risk areas and experiencing outbreaks.

Since August 2021, more than 9.5 million RATs have been distributed to aged care facilities. More than 78 million have been purchased by the Australian Government and these are being prioritised for aged care.

Sonic Weekly Testing

As at 1 February 2022, under contract with the Commonwealth, Sonic Healthcare has conducted 1,531,665 COVID 19 PCR tests at 2,902 unique residential aged care facilities (RACFs) nationally. Of the 1,531,665 PCR tests conducted, 21,290 have been positive.

Vaccination in Residential Aged Care Facilities

As at 4 February 2022, a total of 472,958 doses have been administered to residents in residential aged care facilities.

The Australian Government's COVID-19 booster vaccination program for residential aged care facilities has commenced. Consistent with the initial vaccine roll-out to residential aged care, the booster program will start with in-reach clinics, delivered primarily by vaccine administration providers under contract arrangements to the Commonwealth. Boosters can also be delivered by residential aged care facility self-management and GP and pharmacy in-reach clinics.

All residential aged care facilities have now received an in-reach booster clinic, except a small number of sites currently experiencing active outbreaks.

Infection control and audits

The Aged Care Quality and Safety Commission (Commission) conducted an infection control monitoring (ICM) program in all Australian jurisdictions, working in partnership with local health authorities. This program was in addition to the Commission's usual assessment and auditing program, and included spot checks to residential aged care services, without an outbreak, to check compliance with PPE and infection control arrangements.

The purpose of the visit was to observe infection control practices, to ensure that staff, management and visitors were adhering to safe personal protective equipment protocols and to safe infection control arrangements as required under the quality standards.

As at 3 February 2022, the Commission had undertaken 3,040 spot checks to observe infection control practices and PPE protocols in residential aged care facilities. The Commission is transitioning to a COVID-normal regulatory response and has ICM Spot Check Visit program. ICM spot check visits will no longer be undertaken as separate activities and will instead progress within the Commission's usual regulatory operations.

All residential aged care facilities are required to engage an onsite clinical lead to provide leadership and increase capacity in relation to infection prevention and control. The Australian Government is providing a second payment of the COVID-19 supplement to assist facilities in meeting the additional costs of preparing for and responding to COVID-19.

In addition, under the Commonwealth-State Plan to boost aged care preparedness, states and territories are complementing the activity being undertaken by the Commission through additional site visits by state health services at the local level, which includes work relating to infection prevention and control (see Table 3 below). These visits are strengthening state health service relationships with local aged care services as part of the standing up of joint health aged care emergency response centres in each jurisdiction.

The Australian Government is working collaboratively with the states and territories to further bolster infection prevention and control through high quality face-to-face training in the aged care sector. In particular, the Government has committed \$57.8 million to fund states and territories to deliver additional targeted infection prevention and control (IPC) training to enhance RACF staff IPC skills; and undertake prevention, preparedness and response activities to address a COVID-19 outbreak in RACFs, including supporting RACFs to uplift IPC capacity by providing IPC training.

Table 3: Total Quality Assessment and Monitoring Activities with residential services (including IPC), by type and month 1 December 2020 – to 3 February 2022

Regulatory Activities	Jan-21	Feb-21	Mar-21	Apr-21	May-21	Jun-21	Jul-21	Aug-21	Sep-21	Oct-21	Nov-21	Dec-21	Jan-22	Feb-21	Total
Site visits	291	258	293	149	128	118	87	94	101	74	76	100	128	55	4,485
Non-site activities	356	364	252	143	82	599	531	909	871	295	164	233	87	20	15,199
Total	647	622	545	292	210	717	618	1,003	972	369	240	333	215	75	19,684

Appendix 1: National residential aged care services with Active outbreaks COVID-19⁴

Column1	NAPSID	Service Name	State	Resident Cases	Resident Deaths	Staff Cases	Total Cases
1	1195	Adria Village Ltd	ACT	1	0	6	7
2	1206	BaptistCare Griffith	ACT	0	0	16	16
3	1201	Bill McKenzie Gardens	ACT	11	1	24	35
4	1209	Fred Ward Gardens	ACT	2	0	7	9
5	1193	Goodwin Ainslie (Goodwin House)	ACT	7	0	7	14
6	1203	Goodwin Monash	ACT	4	1	23	27
7	23508	LDK Greenway Views	ACT	1	0	4	5
8	1198	Mountain View Aged Care Plus Centre	ACT	3	0	9	12
9	6571	Pines Living	ACT	1	0	28	29
10	1192	RFBI Holt Masonic Village	ACT	1	0	2	3
11	1190	Sir Leslie Morshead Manor	ACT	3	0	5	8
12	6311	Southern Cross Care Campbell Residential Aged Care	ACT	1	0	1	2
13	1188	Southern Cross Care Ozanam Residential Aged Care	ACT	0	0	3	3
14	1200	St Andrews Village Hostel	ACT	10	0	8	18
15	1202	Uniting Eabrai Weston ACT	ACT	0	0	6	6
16	1208	Uniting Mirinjani Weston ACT	ACT	1	0	0	1
17	1196	Villaggio Sant Antonio Hostel	ACT	17	1	18	35
18	7990	Warrigal Care Calwell	ACT	14	0	19	33
19	6800	Warrigal Care Stirling	ACT	10	0	21	31
20	978	Abbey House Aged Care	NSW	3	0	1	4
21	1142	Abernethy Nursing Home	NSW	0	0	2	2
22	211	Adelene Court Hostel	NSW	1	0	1	2
23	1029	Adelene Nursing Home	NSW	1	0	5	6

⁴ Data presented is based on numbers of cases and deaths as reported to the Department.

Column1	NAPSID	Service Name	State	Resident Cases	Resident Deaths	Staff Cases	Total Cases
24	5849	Advantaged Care at Bondi Waters	NSW	5	0	2	7
25	6237	Advantaged Care at Georges Manor	NSW	36	1	27	63
26	933	Adventist Nursing Home	NSW	21	0	36	57
27	183	Agris Hutrof House	NSW	13	2	7	20
28	5310	Alexander Aged Care	NSW	32	2	36	68
29	83	Alexander Campbell House	NSW	2	0	2	4
30	7253	Alkira Gardens	NSW	3	0	5	8
31	408	Allambie Heights Village Residential Aged Care Facility	NSW	2	0	2	4
32	827	Amaroo Aged Care Facility	NSW	1	0	3	4
33	1135	Anglican Care Cedar Wharf Lodge	NSW	20	0	13	33
34	254	Anglican Care Greenmount Gardens	NSW	2	1	4	6
35	529	Anglican Care Jesmond Grove	NSW	5	0	6	11
36	6568	Anglican Care Kilpatrick Court	NSW	6	1	1	7
37	23517	Anglican Care Mirrabooka Place	NSW	1	0	0	1
38	6569	Anglican Care Scenic Lodge Merewether	NSW	1	0	1	2
39	246	Anglican Care Storm Village	NSW	5	1	13	18
40	5843	Anglican Care Warnervale Gardens	NSW	1	0	0	1
41	7272	Anglicare Barry Marsh House	NSW	0	0	4	4
42	891	Annandale Grove Care Community	NSW	16	0	14	30
43	10964	Annie Green Court	NSW	3	0	2	5
44	6385	Anthem	NSW	2	0	2	4
45	22821	Arcare Glenhaven	NSW	0	0	6	6
46	5858	Arcare Kanwal	NSW	8	0	16	24
47	27493	Arcare Mollymook	NSW	0	0	2	2
48	10975	Arcare Oatlands	NSW	0	0	2	2
49	22057	Arcare Warriewood	NSW	0	0	21	21
50	163	Archbold House Aged Care Facility	NSW	0	0	5	5

Column1	NAPSID	Service Name	State	Resident Cases	Resident Deaths	Staff Cases	Total Cases
51	19290	Arthur Blackburn VC Gardens	NSW	10	0	5	15
52	44	Aruma Lodge	NSW	6	1	6	12
53	141	Ascott Gardens	NSW	4	0	1	5
54	613	Ashburn House Aged Care Facility	NSW	13	0	6	19
55	15	Ashfield Terrace Care Community	NSW	1	0	15	16
56	617	Ashwood Residential Care Service	NSW	36	0	31	67
57	795	Auburn Glen Care Community	NSW	0	0	2	2
58	5419	Aurrum Erina	NSW	2	0	20	22
59	1121	Aurrum Kincumber	NSW	1	0	7	8
60	250	Aurrum Norah Head	NSW	1	0	1	2
61	22548	Australian Vietnamese Aged Care Services	NSW	0	0	22	22
62	9	Autumn Lodge Butler Street	NSW	6	0	6	12
63	121	Autumn Lodge Hostel	NSW	0	0	2	2
64	5536	Bangalore Retreat	NSW	18	0	11	29
65	22846	Bankstown Terrace Care Community	NSW	0	0	10	10
66	5546	BaptistCare Aminya Centre	NSW	0	0	2	2
67	79	BaptistCare Cooina Court	NSW	2	1	6	8
68	305	BaptistCare Dorothy Henderson Lodge	NSW	0	0	13	13
69	156	BaptistCare George Forbes House	NSW	0	0	5	5
70	271	BaptistCare Kularoo Centre	NSW	2	0	3	5
71	5	BaptistCare Maranoa Centre - Alstonville	NSW	1	0	6	7
72	500	BaptistCare Morven Gardens Centre	NSW	1	0	6	7
73	5565	BaptistCare Shalom Centre	NSW	2	0	5	7
74	6814	BaptistCare The Gracewood Centre	NSW	3	0	4	7
75	6381	Bayswater Gardens	NSW	1	0	5	6
76	951	Beechwood Aged Care	NSW	7	0	2	9
77	833	Beecroft House Aged Care	NSW	1	0	5	6
78	6804	Bella Vista Gardens	NSW	14	0	48	62

Column1	NAPSID	Service Name	State	Resident Cases	Resident Deaths	Staff Cases	Total Cases
79	755	Belmore Place Care Community	NSW	5	0	14	19
80	7982	Benjamin Short Grove	NSW	1	0	3	4
81	6216	Beresford Hall	NSW	1	0	2	3
82	1162	Berkeley Vale Care Community	NSW	5	0	0	5
83	1181	Bernard Chan Nursing Home	NSW	0	0	2	2
84	1080	Bethany Aged Care Plus Centre	NSW	7	0	4	11
85	627	Bethel Lodge	NSW	1	0	7	8
86	914	Bexley Care Centre	NSW	0	0	3	3
87	906	Blacktown Nursing Home	NSW	15	0	21	36
88	22953	Blacktown Terrace Care Community	NSW	22	1	23	45
89	630	Blakehurst Aged Care Centre	NSW	11	0	26	37
90	5432	Blue Hills Manor	NSW	2	0	7	9
91	28082	BlueWave Living	NSW	12	0	27	39
92	793	Bolton Clarke Cabrini	NSW	0	1	9	9
93	6198	Bolton Clarke Darlington	NSW	0	0	8	8
94	426	Bolton Clarke Macquarie View - Bolton Point	NSW	1	1	7	8
95	240	Bolton Clarke Winders Lodge	NSW	2	1	4	6
96	237	Borella House	NSW	5	1	7	12
97	22792	Boronia House	NSW	38	4	40	78
98	1060	Bossley Parkside Care Community	NSW	86	9	39	125
99	126	Brother Alberts Home	NSW	2	0	35	37
100	954	Bupa Ashbury	NSW	34	1	16	50
101	949	Bupa Ashfield	NSW	6	0	6	12
102	6964	Bupa Bankstown	NSW	34	1	39	73
103	534	Bupa Banora Point	NSW	3	0	9	12
104	33	Bupa Bateau Bay	NSW	0	0	17	17
105	6957	Bupa Baulkham Hills	NSW	23	4	52	75
106	854	Bupa Bexley	NSW	8	1	6	14

Column1	NAPSID	Service Name	State	Resident Cases	Resident Deaths	Staff Cases	Total Cases
107	19334	Bupa Clemton Park	NSW	54	9	51	105
108	5391	Bupa Dural	NSW	35	0	35	70
109	959	Bupa Greenacre	NSW	86	7	51	137
110	1036	Bupa Kempsey	NSW	20	0	1	21
111	956	Bupa Maroubra	NSW	36	0	22	58
112	5256	Bupa Mosman	NSW	0	0	5	5
113	897	Bupa North Rocks	NSW	47	2	46	93
114	6239	Bupa Pottsville Beach	NSW	9	0	8	17
115	20701	Bupa Seaforth	NSW	2	0	20	22
116	20699	Bupa St Ives	NSW	3	0	10	13
117	6231	Bupa Sutherland	NSW	9	0	5	14
118	526	Bupa Tamworth	NSW	0	0	12	12
119	6583	Bupa Willoughby	NSW	1	0	0	1
120	46	Byron Aged Care	NSW	0	0	3	3
121	569	Calvary Cessnock Retirement Community	NSW	3	0	5	8
122	1173	Calvary Ryde Retirement Community - Mary Potter Residential Care	NSW	3	0	1	4
123	309	Calvary St Francis Retirement Community	NSW	4	0	2	6
124	642	Canberra Nursing Home	NSW	32	4	30	62
125	939	Canterbury Place Care Community	NSW	72	4	24	96
126	386	Cardinal Stepinac Village	NSW	105	16	78	183
127	679	Carino Care at Oatley	NSW	21	1	15	36
128	888	Carino Care at Sylvania	NSW	45	2	25	70
129	552	Carol Allen House	NSW	17	0	19	36
130	877	Caroline Chisholm Nursing Home	NSW	3	0	1	4
131	923	Casa Mia Aged Care Centre	NSW	11	1	1	12
132	10914	CASS Residential Aged Care Facility	NSW	0	0	8	8
133	112	Catholic Healthcare Bethlehem House	NSW	0	0	2	2

Column1	NAPSID	Service Name	State	Resident Cases	Resident Deaths	Staff Cases	Total Cases
134	554	Catholic Healthcare Bodington	NSW	0	0	5	5
135	5738	Catholic Healthcare Brigidine House	NSW	3	0	4	7
136	281	Catholic Healthcare Emmaus Village	NSW	0	0	7	7
137	133	Catholic Healthcare George Mockler Hostel	NSW	8	0	0	8
138	1067	Catholic Healthcare Gertrude Abbott Aged Care	NSW	10	0	13	23
139	159	Catholic Healthcare Holy Spirit Aged Care	NSW	2	0	4	6
140	27500	Catholic Healthcare Holy Spirit Casula	NSW	37	1	40	77
141	5635	Catholic Healthcare Holy Spirit Croydon	NSW	0	0	13	13
142	576	Catholic Healthcare Holy Spirit Dubbo	NSW	0	0	2	2
143	1031	Catholic Healthcare Lewisham Nursing Home	NSW	0	0	10	10
144	302	Catholic Healthcare Lewisham Retirement Hostel	NSW	8	0	5	13
145	459	Catholic Healthcare Maranatha Lodge	NSW	1	0	3	4
146	196	Catholic Healthcare McQuoin Park	NSW	12	0	2	14
147	268	Catholic Healthcare Percy Miles Villa	NSW	1	0	4	5
148	851	Catholic Healthcare St Anne's Aged Care	NSW	0	0	2	2
149	103	Catholic Healthcare St Bedes Home	NSW	6	0	8	14
150	127	Catholic Healthcare St James Villa	NSW	7	0	15	22
151	102	Catholic Healthcare St Joseph Aged Care	NSW	3	0	4	7
152	277	Catholic Healthcare St Joseph's Aged Care	NSW	8	0	7	15
153	217	Catholic Healthcare St Mary's Retirement Village	NSW	0	0	2	2
154	7619	Catholic Healthcare St Paul's Residential Aged Care	NSW	0	0	3	3
155	6880	Catholic Healthcare St Peter's Lane Cove North	NSW	1	0	5	6
156	278	Catholic Healthcare The Sister Anne Court Aged Care	NSW	7	0	13	20
157	5179	Catholic Healthcare Villa Maria Centre	NSW	1	0	5	6

Column1	NAPSID	Service Name	State	Resident Cases	Resident Deaths	Staff Cases	Total Cases
158	176	Catholic Healthcare Vincentian Aged Care Service	NSW	3	0	3	6
159	5708	Chamberlain Gardens Aged Care	NSW	0	0	4	4
160	400	Charingfield	NSW	1	0	1	2
161	498	Charles Chambers Court	NSW	1	0	9	10
162	150	Cherrybrook Christian Care Centre	NSW	3	0	11	14
163	241	Chester Hill Village	NSW	1	0	0	1
164	7222	Chiswick Manor Care Community	NSW	1	0	6	7
165	216	Christophorus House Hostel	NSW	9	0	11	20
166	348	Clelland Lodge	NSW	0	0	4	4
167	655	Clover Lea Nursing Home	NSW	18	1	20	38
168	5456	Coastal Waters Aged Care	NSW	0	0	2	2
169	5714	Coffs Harbour Grange Care Community	NSW	10	1	15	25
170	985	Coffs Harbour Legacy Nursing Home	NSW	0	0	4	4
171	5169	Coffs Haven Residential Care Service	NSW	0	0	12	12
172	701	Columbia Aged Care Services - Acacia Centre	NSW	9	0	5	14
173	932	Columbia Aged Care Services - Strathdale Centre	NSW	32	1	20	52
174	6229	Columbia Aged Care Services - Willowood Centre	NSW	25	2	35	60
175	507	Concord Community Hostel	NSW	6	0	9	15
176	185	Constitution Hill Aged Care	NSW	57	6	68	125
177	5467	Courtlands Aged Care Facility	NSW	7	0	24	31
178	1075	Crowley Retirement Village	NSW	0	0	19	19
179	3	Dellacourt	NSW	8	0	18	26
180	1156	Denhams Beach Care Community	NSW	1	0	2	3
181	979	Dorothy Boyt House	NSW	0	0	7	7
182	1017	Dubbo Homestead Care Community	NSW	24	2	9	33
183	22861	Dudley Foord House	NSW	6	0	8	14

Column1	NAPSID	Service Name	State	Resident Cases	Resident Deaths	Staff Cases	Total Cases
184	22789	Dural House Aged Care	NSW	1	0	0	1
185	5867	Durham Green Lodge Memory Care	NSW	23	2	13	36
186	650	Eileen Armstrong House	NSW	7	0	4	11
187	430	Elizabeth Jenkins Place Aged Care Plus Centre	NSW	15	0	20	35
188	492	Elizabeth Lodge (Rushcutters Bay)	NSW	1	0	4	5
189	195	Elizabeth Lodge Hostel	NSW	1	0	7	8
190	5490	Emmaus	NSW	4	0	2	6
191	5874	Estia Health Albury	NSW	0	0	6	6
192	550	Estia Health Bankstown	NSW	51	3	48	99
193	941	Estia Health Bexley Park	NSW	15	0	5	20
194	26994	Estia Health Blakehurst	NSW	1	0	4	5
195	641	Estia Health Camden	NSW	77	3	65	142
196	804	Estia Health Epping - The Poplars	NSW	0	0	2	2
197	1041	Estia Health Figtree	NSW	0	0	3	3
198	828	Estia Health Kilbride	NSW	125	9	65	190
199	1170	Estia Health Kogarah	NSW	13	0	9	22
200	882	Estia Health Manly Vale	NSW	4	0	8	12
201	940	Estia Health Merrylands	NSW	17	2	42	59
202	5699	Estia Health Taree	NSW	1	0	0	1
203	5462	Estia Health Willoughby	NSW	5	0	0	5
204	881	Fairfield Nursing Home	NSW	36	1	23	59
205	873	Ferndale Gardens Aged Care Facility	NSW	15	1	9	24
206	484	Feros Village Bangalow	NSW	0	0	6	6
207	454	Feros Village Byron Bay	NSW	1	0	4	5
208	294	Feros Village Wommin Bay	NSW	3	0	4	7
209	502	Fig Tree Point Aged Care Facility	NSW	2	0	6	8
210	1120	Finley Regional Care	NSW	7	0	10	17
211	399	Fitzgerald Memorial Aged Care Facility Limited	NSW	3	1	8	11

Column1	NAPSID	Service Name	State	Resident Cases	Resident Deaths	Staff Cases	Total Cases
212	429	Flinders Court	NSW	0	0	3	3
213	1038	Florence Price Gardens	NSW	0	0	2	2
214	497	Frederic House	NSW	2	0	9	11
215	22921	Gallipoli Home	NSW	0	0	6	6
216	942	Garden View Nursing Home	NSW	4	0	5	9
217	1077	Garden Village	NSW	8	0	16	24
218	556	Garrawarra Centre	NSW	0	0	3	3
219	5868	Georges Estate Health & Aged Care	NSW	16	0	14	30
220	1151	Gillawarna Village	NSW	5	4	4	9
221	226	Glaica House	NSW	0	0	10	10
222	508	Glengarry	NSW	0	0	3	3
223	872	Glenwood Nursing Home	NSW	16	0	10	26
224	6153	Goodhew Gardens	NSW	2	0	1	3
225	672	Goondee Aged Care Home	NSW	2	0	3	5
226	557	Governor Phillip Manor	NSW	1	0	12	13
227	438	Greenhills Lodge	NSW	2	0	3	5
228	886	Greenwood Aged Care	NSW	3	0	3	6
229	7275	Gumleigh Gardens Hostel	NSW	2	0	1	3
230	720	Gymea Bay Aged Care	NSW	5	0	4	9
231	6808	Hakea Grove Aged Care	NSW	2	0	5	7
232	99	HammondCare - Bond House	NSW	2	0	3	5
233	8075	HammondCare - Cardiff	NSW	11	0	12	23
234	25039	HammondCare - Darlinghurst	NSW	4	0	5	9
235	512	HammondCare - Leighton Lodge	NSW	26	0	19	45
236	442	HammondCare - Princess Juliana Lodge	NSW	5	0	10	15
237	676	HammondCare - Southwood	NSW	16	0	4	20
238	396	HammondCare - The Meadows	NSW	10	0	12	22
239	365	HammondCare - Waldegrave House	NSW	1	0	3	4

Column1	NAPSID	Service Name	State	Resident Cases	Resident Deaths	Staff Cases	Total Cases
240	1016	Harbison Burradoo	NSW	7	2	13	20
241	228	Haydays Retirement Hostel	NSW	2	0	3	5
242	532	Heritage Botany	NSW	1	0	4	5
243	517	Heritage Illawong	NSW	0	0	4	4
244	862	Heritage Kingswood	NSW	3	0	11	14
245	6175	Heritage Lodge Assisted Aged Care	NSW	0		0	0
246	915	Heritage Queanbeyan	NSW	0	0	3	3
247	6377	Hillside at Figtree	NSW	0	0	4	4
248	6803	Hixson Gardens Aged Care Facility	NSW	22	0	37	59
249	7616	Homewood Gardens	NSW	3	0	2	5
250	922	Homewood Nursing Home	NSW	54	0	48	102
251	1139	Horton House and Warmington Lodge	NSW	0	0	3	3
252	5257	Hugh Cunningham Gardens	NSW	2	0	0	2
253	738	Hunters Hill Montefiore Home	NSW	13	0	15	28
254	960	Huntingdon Gardens Aged Care Facility	NSW	15	1	39	54
255	50	IBIS Care Miranda	NSW	9	0	1	10
256	65	Illawarra Diggers	NSW	1	0	3	4
257	341	Illawarra Multi-Cultural Village Hostel	NSW	9	0	9	18
258	5453	Indochinese Aged Care Services	NSW	0	0	17	17
259	946	IRT Berala on the Park	NSW	23	1	28	51
260	1116	IRT Culburra Beach	NSW	2	1	1	3
261	205	IRT Diment Towers	NSW	2	0	1	3
262	5276	IRT Greenwell Gardens	NSW	2	0	4	6
263	1063	IRT Sarah Claydon	NSW	1	0	0	1
264	982	IRT Tarrawanna Care Centre	NSW	1	0	3	4
265	173	IRT Thomas Holt Kirrawee	NSW	5	0	4	9
266	422	IRT William Beach Gardens	NSW	4	0	4	8
267	1021	IRT Woonona	NSW	5	0	6	11

Column1	NAPSID	Service Name	State	Resident Cases	Resident Deaths	Staff Cases	Total Cases
268	175	James Milson Village North Sydney	NSW	2	0	2	4
269	527	James Milson Village Woolwich	NSW	6	0	5	11
270	866	Japara Brighton-Le-Sands	NSW	3	0	27	30
271	27611	Japara Corymbia	NSW	6	0	12	18
272	1176	Japara The Brelsford	NSW	28	2	24	52
273	6383	Japara The Mariner	NSW	0	0	3	3
274	683	Jesmond Aged Care	NSW	0	0	2	2
275	7979	John Edmondson VC Gardens	NSW	22	1	27	49
276	5875	Jonathan Rogers GC House	NSW	1	0	0	1
277	132	Juliana Village	NSW	4	0	3	7
278	1161	Kanwal Gardens Care Community	NSW	52	0	37	89
279	735	Katoomba Views Care Community	NSW	3	0	7	10
280	824	Killara Gardens Aged Care	NSW	17	0	30	47
281	19285	Kintyre Lodge - Dubbo	NSW	8	1	12	20
282	452	Koonambil Aged Care	NSW	1	0	5	6
283	1051	Kurrajong & District Community Nursing Home	NSW	0	0	4	4
284	1153	Lady Of Grace Nursing Home	NSW	23	1	9	32
285	691	Lansdowne Aged Care Facility	NSW	40	3	39	79
286	6915	Lansdowne Gardens	NSW	0	0	3	3
287	479	Lara Aged Care	NSW	20	0	22	42
288	1148	Laurieton Lakeside Aged Care Residence	NSW	20	0	19	39
289	471	Leigh Place	NSW	3	0	6	9
290	227	Lemongrove Gardens Hostel	NSW	1	0	3	4
291	6230	Lucy Chieng Aged Care Centre	NSW	3	1	12	15
292	23615	MacKillop House	NSW	0	0	4	4
293	6224	Macleay Valley House	NSW	10	1	22	32
294	11	Macquarie Lodge Aged Care Plus Centre	NSW	11	0	13	24
295	930	Manly Hillside Care Community	NSW	12	0	5	17

Column1	NAPSID	Service Name	State	Resident Cases	Resident Deaths	Staff Cases	Total Cases
296	973	Manly Vale Nursing Home	NSW	50	1	35	85
297	239	Maranatha House	NSW	4	0	8	12
298	6226	Marco Polo Woonona Care Services	NSW	1	0	11	12
299	6923	Marcus Loane House	NSW	7	0	3	10
300	1045	Mareeba Aged Care	NSW	0	0	7	7
301	5856	Mark Moran at Little Bay	NSW	0	0	6	6
302	705	Maroba Nursing Home	NSW	16	0	17	33
303	965	Maroubra Shores	NSW	0	0	5	5
304	416	Mary Andrews Retirement Village Hostel	NSW	0	0	5	5
305	503	Mater Christi Aged Care Facility	NSW	11	1	23	34
306	75	Maybanke Aged Care Plus Centre	NSW	0	0	2	2
307	1128	McLean Care Mackellar Apex Campus	NSW	2	0	2	4
308	668	Meadowbank Grove Care Community	NSW	6	0	3	9
309	149	Melrose Cottage Settlement	NSW	0	0	11	11
310	22858	Melva McDonald Lodge	NSW	4	0	22	26
311	903	Mercy Aged Care Services (Singleton)	NSW	1	0	7	8
312	1000	Mildred Symons House	NSW	19	0	19	38
313	621	Milford House Nursing Home	NSW	0	0	8	8
314	5523	Minchinbury Manor	NSW	1	0	7	8
315	879	Miranda Aged Care Facility	NSW	14	0	6	20
316	885	Mona Vale House	NSW	0	0	3	3
317	889	Mona Vale View Care Community	NSW	0	0	3	3
318	5258	Montana Aged Care Facility	NSW	1	1	4	5
319	6962	Moran Engadine	NSW	1	0	0	1
320	6809	Moran Kellyville	NSW	28	3	37	65
321	6801	Moran Sylvania	NSW	2	0	8	10
322	332	Mountain View Lodge Hostel	NSW	2	0	2	4
323	894	Moyne Aged Care Plus Centre (2519)	NSW	6	0	7	13

Column1	NAPSID	Service Name	State	Resident Cases	Resident Deaths	Staff Cases	Total Cases
324	1072	Mudgee Grove Care Community	NSW	0	0	2	2
325	23	Murray Haven Hostel	NSW	2	0	6	8
326	328	Murray House	NSW	0	0	2	2
327	262	Murray Vale Shalem Hostel	NSW	1	0	0	1
328	1071	Murrayvale Aged Care	NSW	7	1	12	19
329	1073	Murwillumbah Greens Care Community	NSW	8	0	0	8
330	330	Myoora Homestead Hostel	NSW	3	0	1	4
331	1158	Narrabeen Glades Care Community	NSW	5	1	3	8
332	1100	Navorina Nursing Home	NSW	9	0	13	22
333	178	Nazareth House Tamworth	NSW	1	0	3	4
334	1028	Norah Head Care Community	NSW	18	0	8	26
335	55	Nuffield Village	NSW	14	0	8	22
336	495	Orana Gardens	NSW	1	0	1	2
337	1164	Orange Grove Care Community	NSW	7	0	8	15
338	162	Our Lady Of Consolation Home	NSW	5	1	30	35
339	432	Pacific Lodge Aged Care Plus Centre	NSW	1	1	13	14
340	47	Paling Court Residential Aged Care	NSW	26	0	15	41
341	7217	Pathways Cronulla Pines	NSW	10	0	9	19
342	6899	Pathways Sailors Bay	NSW	11	0	9	20
343	1064	Patrick Bugden VC Gardens	NSW	1	0	1	2
344	6905	Pemulwuy Aged Care	NSW	2	0	4	6
345	444	Peninsula Villages Ltd	NSW	0	0	6	6
346	756	Peter Cosgrove House	NSW	5	0	0	5
347	339	Peter Sinclair Gardens	NSW	4	0	3	7
348	547	Presbyterian Aged Care - Ashfield	NSW	7	1	21	28
349	6584	Presbyterian Aged Care - Minnamurra	NSW	0	0	2	2
350	549	Presbyterian Aged Care - Paddington	NSW	13	0	5	18
351	543	Presbyterian Aged Care - Thornleigh	NSW	0	0	7	7

Column1	NAPSID	Service Name	State	Resident Cases	Resident Deaths	Staff Cases	Total Cases
352	440	Presbyterian Aged Care - Wescott	NSW	2	0	6	8
353	316	Prunus Lodge	NSW	1	0	3	4
354	1050	Quakers Hillside Care Community	NSW	25	2	22	47
355	5340	Raffles Assisted Aged Care	NSW	0	0	2	2
356	6214	Randwick Montefiore Home	NSW	17	0	28	45
357	455	Rathgar Lodge	NSW	2	0	1	3
358	1155	Raymond Terrace Gardens Care Community	NSW	3	0	11	14
359	6158	Redleaf Manor Aged Care	NSW	18	0	2	20
360	7973	Regis Elmore Vale	NSW	12	0	4	16
361	1098	Regis Hornsby	NSW	1	0	5	6
362	752	Regis Hurstville	NSW	0	0	2	2
363	5671	Regis Port Macquarie	NSW	0	0	4	4
364	5578	Regis Port Stephens	NSW	13	0	13	26
365	1187	Regis Rose Bay	NSW	5	0	8	13
366	354	Remembrance Village	NSW	6	0	16	22
367	383	Residential Gardens	NSW	53	1	47	100
368	5674	RFBI Basin View Masonic Village	NSW	1	0	2	3
369	35	RFBI Bellingen Masonic Village - JJ	NSW	6	0	11	17
370	124	RFBI Benhome Masonic Village	NSW	14	0	23	37
371	417	RFBI Berry Masonic Village	NSW	0	0	2	2
372	274	RFBI Coffs Harbour Masonic Village	NSW	0	0	3	3
373	449	RFBI Goulburn Masonic Village	NSW	2	0	3	5
374	404	RFBI Kurri Kurri Masonic Village	NSW	1	0	6	7
375	5958	Riverside Gardens Nursing Care Centre	NSW	3	0	4	7
376	356	Riverwood Hostel	NSW	0	0	2	2
377	7977	Ron Middleton VC Gardens	NSW	10	1	17	27
378	384	Rose Mumbler Village	NSW	0	0	9	9
379	945	Rosemore Aged Care	NSW	19	1	7	26

Column1	NAPSID	Service Name	State	Resident Cases	Resident Deaths	Staff Cases	Total Cases
380	544	RSL ANZAC Village	NSW	7	0	3	10
381	5873	Ruby Manor	NSW	16	0	30	46
382	1174	Russian Relief Association of St Sergius of Radonezh	NSW	118	23	101	219
383	6387	Rutherford Park Care Community	NSW	9	0	5	14
384	605	S Antonio Da Padova Nursing Home	NSW	30	0	36	66
385	1147	Scalabrini Village Allambie Heights	NSW	1	0	1	2
386	1133	Scalabrini Village Chipping Norton	NSW	36	0	34	70
387	1111	Scalabrini Village Griffith	NSW	0	0	22	22
388	1014	Scalabrini Village Nursing Home (Austral)	NSW	27	2	47	74
389	1183	Scalabrini Village Nursing Home (Bexley)	NSW	3	0	8	11
390	1125	Seven Hills Nursing Home	NSW	1	0	3	4
391	905	Shangri-La Nursing Home	NSW	19	0	6	25
392	22879	Sienna Grange Aged Care	NSW	3	0	3	6
393	1048	Sir William Hudson Memorial Centre	NSW	0	0	8	8
394	1166	Sirius Cove Nursing Home	NSW	3	0	13	16
395	414	Southern Cross Care Assumption Villa Residential Aged Care	NSW	3	0	9	12
396	62	Southern Cross Care Cootamundra Residential Aged Care	NSW	0	0	2	2
397	410	Southern Cross Care Daceyville Residential Aged Care	NSW	6	0	11	17
398	523	Southern Cross Care Greystanes Residential Aged Care	NSW	1	0	4	5
399	130	Southern Cross Care John Woodward Residential Aged Care	NSW	2	0	28	30
400	821	Southern Cross Care Marian Nursing Home	NSW	24	1	24	48
401	5535	Southern Cross Care Marsfield Residential Aged Care	NSW	3	0	4	7

Column1	NAPSID	Service Name	State	Resident Cases	Resident Deaths	Staff Cases	Total Cases
402	489	Southern Cross Care Nagle Residential Aged Care	NSW	1	0	6	7
403	189	Southern Cross Care North Turrumurra Residential Aged Care	NSW	0	0	8	8
404	70	Southern Cross Care Orana Residential Aged Care	NSW	0	0	2	2
405	283	Southern Cross Care Parkes Residential Aged Care	NSW	1	0	6	7
406	463	Southern Cross Care South Coogee Residential Aged Care	NSW	9	0	13	22
407	94	Southern Cross Care St Catherine's Residential Aged Care	NSW	0	0	2	2
408	398	Southern Cross Care St Francis Residential Aged Care	NSW	0	0	8	8
409	5852	Southern Cross Care Tenison Goulburn Residential Aged Care	NSW	2	0	3	5
410	22781	Southern Cross Care Thornton Park	NSW	5	0	20	25
411	214	Southern Cross Care Young Residential Aged Care	NSW	3	0	2	5
412	1136	Southaven Aged Care	NSW	31	3	45	76
413	1163	Springwood Greens Care Community	NSW	15	0	6	21
414	233	St Agnes Site	NSW	1	0	3	4
415	1066	St Andrew's Village Ballina	NSW	0	0	11	11
416	7	St Basil's Annandale	NSW	12	0	26	38
417	539	St Basil's Kogarah	NSW	29	0	10	39
418	114	St Basil's Lakemba	NSW	56	9	48	104
419	7273	St Brigid's Green Maroubra	NSW	5	0	41	46
420	565	St Catherine's Aged Care Services	NSW	8	0	8	16
421	19425	St Charbel's Care Centre	NSW	38	2	31	69

Column1	NAPSID	Service Name	State	Resident Cases	Resident Deaths	Staff Cases	Total Cases
422	5176	St David's Village	NSW	1	0	2	3
423	243	St Dominic's Home for the Elderly	NSW	9	0	0	9
424	39	St Elizabeth Home	NSW	0	0	15	15
425	1165	St Ezekiel Moreno Nursing Home	NSW	26	3	25	51
426	931	St George Aged Care Centre	NSW	7	0	2	9
427	1137	St Hedwig Village	NSW	8	2	28	36
428	531	St Joseph's Aged Care Facility Kensington	NSW	12	0	8	20
429	586	St Josephs Nursing Home	NSW	1	0	5	6
430	1070	St Lukes Nursing Home	NSW	6	0	12	18
431	1026	St Luke's Village	NSW	0	0	2	2
432	546	St Marys Villa Residential Aged Care	NSW	2	0	12	14
433	19314	St Patrick's Green	NSW	2	0	11	13
434	390	St Simeon Village	NSW	1	0	0	1
435	545	St Vincent's Care Services Auburn	NSW	2	0	1	3
436	8068	St Vincent's Care Services Bronte	NSW	4	0	0	4
437	318	St Vincent's Care Services Haberfield	NSW	2	0	2	4
438	413	St Vincent's Care Services Yennora	NSW	29	7	47	76
439	898	Stanmore Place Care Community	NSW	38	3	23	61
440	22733	Strathearn House	NSW	0	0	3	3
441	299	Stroud Community Lodge	NSW	3	0	3	6
442	6961	SummitCare Baulkham Hills	NSW	8	0	49	57
443	919	SummitCare Liverpool-173	NSW	41	3	40	81
444	535	SummitCare Penrith	NSW	26	0	32	58
445	1177	SummitCare Smithfield	NSW	52	6	46	98
446	540	SummitCare St Marys	NSW	16	0	48	64
447	868	SummitCare Waverley	NSW	2	0	6	8
448	5970	SWIAA Gardens	NSW	9	1	35	44
449	6945	Tallwoods Corner Aged Care Service	NSW	1	0	7	8

Column1	NAPSID	Service Name	State	Resident Cases	Resident Deaths	Staff Cases	Total Cases
450	1149	Tarragal House	NSW	0	0	5	5
451	928	Terrey Hills Nursing Home	NSW	5	0	1	6
452	519	The Donald Coburn Centre	NSW	7	0	7	14
453	53	The Laurels	NSW	0	0	2	2
454	714	The Little Sisters of the Poor Mount St Joseph's Home	NSW	2	0	3	5
455	643	The Maronite Sisters Of The Holy Family Village	NSW	41	0	23	64
456	724	The Palms Nursing Home	NSW	1	0	14	15
457	96	The Pioneers Lodge	NSW	8	1	17	25
458	7281	The Royce Manor	NSW	13	2	10	23
459	1079	The Whiddon Group - Casino	NSW	9	0	8	17
460	1043	The Whiddon Group - Grafton	NSW	0	0	10	10
461	101	The Whiddon Group - Hornsby	NSW	4	0	10	14
462	298	The Whiddon Group - Laurieton	NSW	2	0	2	4
463	122	The Whiddon Group - Maclean	NSW	1	0	1	2
464	234	The Whiddon Group - Narrabri - Robert Young	NSW	1	0	4	5
465	310	The Whiddon Group - Redhead	NSW	10	0	11	21
466	182	The Whiddon Group Temora - Greenstone	NSW	1	0	0	1
467	805	The Willows Private Nursing Home Pty Ltd	NSW	25	0	9	34
468	5267	Thomas and Rosetta Agst Aged Care Facility	NSW	3	0	1	4
469	213	Thomas Eccles Gardens	NSW	6	1	7	13
470	825	Thomas Street Lodge	NSW	0	2	11	11
471	514	Three Tree Lodge	NSW	0	0	7	7
472	286	Touriandi Limited	NSW	1	0	1	2
473	1138	Turramurra House Nursing Home	NSW	3	0	2	5
474	5870	Tweed River Care Community	NSW	3	0	0	3
475	1157	Tweed Valley Care Community	NSW	5	0	0	5
476	604	Uniting Abrina Ashfield	NSW	6	0	0	6

Column1	NAPSID	Service Name	State	Resident Cases	Resident Deaths	Staff Cases	Total Cases
477	395	Uniting Alblas Lodge Tamworth	NSW	8	0	8	16
478	607	Uniting Aldersgate Lilyfield	NSW	4	0	19	23
479	116	Uniting Annesley Haberfield	NSW	1	0	1	2
480	6243	Uniting Arrunga Ermington	NSW	12	0	8	20
481	248	Uniting Banks Lodge Peakhurst	NSW	17	0	11	28
482	6378	Uniting Berry	NSW	0	0	4	4
483	981	Uniting Bowden Brae Normanhurst	NSW	10	0	5	15
484	161	Uniting Bruce Sharpe Rockdale	NSW	7	0	6	13
485	644	Uniting Caroon Kalina Goonellabah	NSW	0	0	2	2
486	409	Uniting Caroon Yamba	NSW	4	0	1	5
487	6388	Uniting Eden	NSW	2	0	0	2
488	1059	Uniting Edinglassie Emu Plains	NSW	1	0	4	5
489	504	Uniting Edinglassie Lodge Penrith	NSW	1	0	2	3
490	6232	Uniting Elanora Shellharbour	NSW	7	0	0	7
491	790	Uniting Elizabeth Gates Singleton	NSW	5	0	4	9
492	1055	Uniting Garden Suburb	NSW	7	0	4	11
493	238	Uniting Hawkesbury Richmond	NSW	11	0	26	37
494	394	Uniting Illowra Waverley	NSW	0	0	2	2
495	128	Uniting Irwin Hall Mayfield	NSW	1	0	3	4
496	115	Uniting Kamilaroi Lane Cove	NSW	2	0	5	7
497	5174	Uniting Kari Court St Ives	NSW	17	0	15	32
498	439	Uniting Koombahla Elmore Vale	NSW	9	0	8	17
499	152	Uniting Locke Haven Petersham	NSW	0	0	3	3
500	6233	Uniting Mingaletta Port Macquarie	NSW	13	0	19	32
501	1037	Uniting Nareen Gardens Bateau Bay	NSW	3	0	0	3
502	441	Uniting Northaven Turrumurra	NSW	20	1	20	40
503	902	Uniting Nunyara Peakhurst	NSW	13	0	4	17
504	929	Uniting Osborne Nowra	NSW	0	0	2	2

Column1	NAPSID	Service Name	State	Resident Cases	Resident Deaths	Staff Cases	Total Cases
505	6218	Uniting Quong Tart Ashfield	NSW	20	1	10	30
506	499	Uniting Roberts Lodge Peakhurst	NSW	1	0	2	3
507	491	Uniting Ronald Coleman Lodge Woollahra	NSW	1	0	0	1
508	5272	Uniting Salamander Bay	NSW	0	0	2	2
509	167	Uniting Springwood	NSW	1	0	3	4
510	483	Uniting The Garrison Mosman	NSW	1	0	2	3
511	117	Uniting The Marion Leichhardt	NSW	6	0	1	7
512	272	Uniting Thomas Roseby Lodge Marrickville	NSW	14	0	3	17
513	37	Uniting Wesley Gardens Belrose	NSW	88	0	54	142
514	125	Uniting Wesley Heights Manly	NSW	9	2	15	24
515	849	Uniting Westmead	NSW	17	0	27	44
516	815	Vaucluse Nursing Home	NSW	4	0	5	9
517	325	Vietnam Veterans Keith Payne VC Hostel	NSW	3	0	15	18
518	913	Viewhaven Lodge	NSW	0	0	2	2
519	105	Vincent Court	NSW	0	0	2	2
520	753	Wahroonga House	NSW	4	0	3	7
521	27479	Wallarah Point Care Community	NSW	0	0	3	3
522	6802	Wallsend Manor Aged Care	NSW	2	0	4	6
523	307	Warrigal Care Albion Park Rail	NSW	4	0	10	14
524	697	Warrigal Care Bundanoon	NSW	1	0	2	3
525	5255	Warrigal Care Queanbeyan	NSW	50	2	45	95
526	7339	Warrigal Care Shell Cove	NSW	0	0	2	2
527	876	Warrigal Care Warilla	NSW	6	0	8	14
528	5709	Warrigal Mount Terry	NSW	64	0	51	115
529	56	Warrina Village Hostel	NSW	0	0	4	4
530	799	Waterview Aged Care Facility	NSW	0	0	5	5
531	7259	Wesley Rayward	NSW	0	0	3	3
532	137	Wesley Taylor	NSW	2	0	4	6

Column1	NAPSID	Service Name	State	Resident Cases	Resident Deaths	Staff Cases	Total Cases
533	76	Wesley Tebbutt	NSW	2	0	2	4
534	177	Wesley Vickery	NSW	3	0	8	11
535	134	Whiddon Moree	NSW	0	0	4	4
536	764	Whitehall Nursing Home	NSW	7	0	22	29
537	765	Willandra Residential Aged Care Facility	NSW	51	4	4	55
538	5700	William Cape Gardens	NSW	21	0	0	21
539	203	Woodberry Village	NSW	15	0	22	37
540	221	Woodlands Lodge	NSW	0	0	2	2
541	505	Woodport Aged Care Plus Centre	NSW	45	2	52	97
542	324	Woolgoolga Aged Care Centre	NSW	0	0	6	6
543	419	Yallambee Lodge	NSW	3	0	2	5
544	991	Yallaroo	NSW	7	0	4	11
545	22967	Hetti Perkins	NT	0	0	2	2
546	23335	Nganampa Ngura Mutitjulu-nya (Mutitjulu Flexilbe Aged Care Service)	NT	1	1	2	3
547	4391	Old Timers	NT	18	0	14	32
548	6815	Pearl Supported Care	NT	0	0	3	3
549	22652	Pulkapulkka Kari Nursing Home and Hostel	NT	2	0	3	5
550	5397	Regis Tiwi	NT	1	0	2	3
551	5591	Adventist Retirement Village - Victoria Pt	QLD	14	0	33	47
552	5269	Algester Lodge	QLD	34	0	50	84
553	3911	Anglicare SQ St Martin's Nursing Home	QLD	11	0	14	25
554	5973	Arcare Helensvale	QLD	3	0	3	6
555	23633	Arcare Logan Reserve	QLD	1	0	10	11
556	26820	Arcare Parkwood	QLD	29	3	28	57
557	23496	Arcare Pimpama	QLD	17	0	32	49
558	3633	Ashmore Retreat	QLD	1	0	1	2
559	23017	Aspley Aged Care	QLD	18	0	29	47

Column1	NAPSID	Service Name	State	Resident Cases	Resident Deaths	Staff Cases	Total Cases
560	5308	Bellevue Care Centre	QLD	5	0	25	30
561	3429	Benevolent Living	QLD	0	0	2	2
562	3562	Berlasco Court Caring Centre	QLD	0	0	4	4
563	5884	Berrinba Greens Care Community	QLD	1	0	1	2
564	3422	Beth Eden	QLD	0		0	0
565	5651	Bethania Gardens	QLD	13	1	14	27
566	3554	Blue Care Alexandra Hills Nandeebie Aged Care Facility	QLD	4	0	17	21
567	3583	Blue Care Arundel Woodlands Lodge Aged Care Facility	QLD	11	1	22	33
568	3539	Blue Care Beenleigh Bethania Haven Aged Care Facility	QLD	19	1	17	36
569	3862	Blue Care Brassall Aged Care Facility	QLD	39	0	32	71
570	5647	Blue Care Capricorn Aged Care Facility	QLD	0	0	2	2
571	3630	Blue Care Carbrook Wirunya Aged Care Facility	QLD	6	0	11	17
572	3791	Blue Care Carina Aged Care Facility	QLD	39	3	19	58
573	3555	Blue Care Elanora Pineshaven Aged Care Facility	QLD	12	0	17	29
574	3431	Blue Care Emerald Avalon Aged Care Facility	QLD	0	0	2	2
575	3601	Blue Care Hervey Bay Masters Lodge Aged Care Facility	QLD	0	0	0	0
576	12324	Blue Care Hollingsworth Elders Village	QLD	0	0	16	16
577	3590	Blue Care Kallangur Pilgrim Aged Care Facility	QLD	0	0	1	1
578	3815	Blue Care Kenmore Aged Care Facility	QLD	10	0	26	36
579	3508	Blue Care Kirra Aged Care Facility	QLD	25	0	19	44
580	3681	Blue Care Maleny Erowal Aged Care Facility	QLD	10	1	22	32
581	5170	Blue Care Redland Bay Yarrabee Aged Care Facility	QLD	0	0	3	3
582	3660	Blue Care Tallebudgera Talleyhaven Aged Care Facility	QLD	9	2	18	27

Column1	NAPSID	Service Name	State	Resident Cases	Resident Deaths	Staff Cases	Total Cases
583	3780	Blue Care Toowoomba Residential Aged Care Facility	QLD	1	0	0	1
584	3795	Blue Care Wynnum Aged Care Facility	QLD	4	0	8	12
585	3783	Bolton Clarke Carrington	QLD	31	0	17	48
586	3637	Bolton Clarke Cazna Gardens	QLD	40	2	24	64
587	3428	Bolton Clarke Farnorha	QLD	8	0	19	27
588	3438	Bolton Clarke Fernhill	QLD	6	0	16	22
589	3610	Bolton Clarke Galleon Gardens	QLD	19	1	36	55
590	5643	Bolton Clarke Moreton Shores	QLD	2	1	12	14
591	3456	Bolton Clarke Sunset Ridge	QLD	10	0	14	24
592	5641	Bolton Clarke Talbarra	QLD	14	1	9	23
593	5640	Bolton Clarke Tantula Rise	QLD	32	1	12	44
594	3513	Bowder Care Centre	QLD	2	0	0	2
595	3572	Broadwater Grove Care Community	QLD	31	0	13	44
596	3403	Brookfield Green	QLD	4	0	19	23
597	19423	Bupa Cairns	QLD	29	0	29	58
598	3374	Bupa Glenvale	QLD	1	0	8	9
599	5304	Bupa Merrimac	QLD	7	0	12	19
600	6820	Bupa Mt Sheridan	QLD	0	0	4	4
601	3792	Bupa New Farm	QLD	16	1	26	42
602	19364	Bupa Runaway Bay	QLD	2	0	23	25
603	6819	Bupa Tugun	QLD	24	4	50	74
604	5584	Burpengary Gardens Care Community	QLD	29	0	9	38
605	3380	Cabanda Aged Care	QLD	19	0	13	32
606	5652	Calamvale Parklands Care Community	QLD	45	3	38	83
607	6825	CapellaBay Aged Care	QLD	1	0	2	3
608	7353	Carinity Cedarbrook	QLD	4	0	2	6
609	3405	Carinity Hilltop	QLD	2	0	11	13

Column1	NAPSID	Service Name	State	Resident Cases	Resident Deaths	Staff Cases	Total Cases
610	5380	Carinity Shalom	QLD	2	0	4	6
611	3635	Carinity Wishart Gardens	QLD	18	3	29	47
612	3581	Carinya Home For The Aged	QLD	0	0	3	3
613	3492	Carramar Aged Care	QLD	8	0	18	26
614	3878	Churches of Christ Brig-o-doon Aged Care Service	QLD	1	0	3	4
615	3788	Churches of Christ Clive Burdeu Aged Care Service	QLD	29	0	24	53
616	3466	Churches of Christ Crows Nest Aged Care Service	QLD	0	0	6	6
617	3415	Churches of Christ Fassifern Aged Care Service	QLD	1	0	3	4
618	3417	Churches of Christ Golden Age Aged Care Service	QLD	8	0	18	26
619	3546	Churches of Christ Homesteads Aged Care Service	QLD	1	0	0	1
620	3420	Churches of Christ Lady Small Haven Aged Care Service	QLD	4	0	5	9
621	3587	Churches of Christ Marana Gardens Aged Care Service	QLD	7	0	10	17
622	3418	Churches of Christ Moonah Park Aged Care Service	QLD	3	1	21	24
623	3419	Churches of Christ Toowoomba Aged Care Service	QLD	1	0	4	5
624	3491	Cooinda Aged Care Centre	QLD	27	3	31	58
625	5477	Coolum Beach Care Centre	QLD	6	0	8	14
626	3591	De Paul Villa Aged Care	QLD	26	0	35	61
627	3908	Dovetree	QLD	0	0	2	2
628	8005	Embracia in Woodford	QLD	1	0	2	3
629	3773	Estia Health Albany Creek	QLD	44	0	26	70
630	6453	Estia Health Nambour	QLD	2	0	0	2

Column1	NAPSID	Service Name	State	Resident Cases	Resident Deaths	Staff Cases	Total Cases
631	5732	Estia Health Southport	QLD	7	0	25	32
632	3488	Finnicare Aged Care	QLD	1	0	2	3
633	3693	Forest Lake Lodge	QLD	0		0	0
634	3493	Garden City Retirement Home	QLD	16	0	19	35
635	3473	Good Shepherd Lodge	QLD	2	0	4	6
636	6816	Harbour Quays Residential Aged Care	QLD	1	0	1	2
637	3654	Hill View House - Ashmore	QLD	2	0	1	3
638	5639	Hill View House - Merrimac	QLD	1	0	0	1
639	3802	Holland Park Aged Care	QLD	8	1	16	24
640	3451	Holy Spirit Home	QLD	22	1	23	45
641	3543	Immanuel Gardens	QLD	0	0	2	2
642	22902	Infinite Care Cornubia	QLD	38	2	38	76
643	23484	Infinite Care Edmonton Gardens	QLD	1	0	0	1
644	25034	Infinite Care Ipswich	QLD	8	0	4	12
645	19417	IRT Woodlands	QLD	0	0	2	2
646	3845	Japara Gympie Views	QLD	9	0	5	14
647	3884	Japara Noosa	QLD	2	0	8	10
648	26604	Japara Robina Rise	QLD	4	0	29	33
649	5885	Jeta Gardens Aged Care Facility	QLD	100	10	82	182
650	3758	Jimbelunga Nursing Centre	QLD	37	1	25	62
651	26546	Jimboomba Community Aged Care	QLD	21	3	44	65
652	3457	Kabara Aged Care	QLD	11	0	18	29
653	3732	Karingal Nursing Home	QLD	1	0	1	2
654	3650	Keperra Sanctuary Hostel	QLD	0	0	2	2
655	8008	Kerrisdale Gardens	QLD	0	0	2	2
656	7016	Kewarra Beach Aged Care	QLD	1	0	1	2
657	3373	Magnolia Aged Care Coomera	QLD	25	2	25	50
658	3700	Marebello	QLD	3	0	1	4

Column1	NAPSID	Service Name	State	Resident Cases	Resident Deaths	Staff Cases	Total Cases
659	3512	McGowan Care Centre	QLD	1	0	2	3
660	3536	MiCare Prins Willem Alexander Lodge	QLD	40	2	49	89
661	3698	Morayfield Grove Care Community	QLD	1	0	0	1
662	5369	Mossman Multipurpose Health Service	QLD	0	0	3	3
663	3714	Mt Lofty Nursing Home	QLD	0	0	2	2
664	3596	Mutkin Residential Aged Care	QLD	2	0	21	23
665	3611	Nanyima Aged Care	QLD	1	0	0	1
666	19367	Narangba Community Aged Care	QLD	0	0	2	2
667	3576	Nazareth House Wynnum	QLD	16	0	12	28
668	3453	Nazareth Residential Aged Care	QLD	1	0	2	3
669	26938	Newstead Grand Care Community	QLD	5	0	0	5
670	22881	North Lakes Terrace Care Community	QLD	2	0	1	3
671	3358	Oxley Grove Care Community	QLD	1	0	0	1
672	3859	Ozcare Bakhita Villa Aged Care Facility	QLD	20	0	22	42
673	3606	Ozcare Caroline Chisholm	QLD	17	1	23	40
674	3460	Ozcare Keith Turnbull Place	QLD	40	2	29	69
675	23596	Ozcare Mackay	QLD	5	0	2	7
676	5581	Ozcare Noosa Heads	QLD	18	0	20	38
677	3834	Ozcare Palm Lodge	QLD	5	2	21	26
678	5944	Ozcare Parkwood Gardens	QLD	11	1	20	31
679	3607	Ozcare Port Douglas	QLD	0	0	1	1
680	3808	Ozcare Villa Vincent	QLD	3	0	7	10
681	6822	Palm Lake Aged Care Deception Bay	QLD	8	0	26	34
682	7370	Palm Lake Care Bargara	QLD	1	0	2	3
683	23525	Palm Lake Care Mt Warren Park	QLD	33	2	30	63
684	5945	Parklands Aged Care Facility & Retirement Village	QLD	26	2	24	50
685	3735	Parklands Residential Aged Care Facility	QLD	7	0	7	14
686	3720	Parkview	QLD	0	0	2	2

Column1	NAPSID	Service Name	State	Resident Cases	Resident Deaths	Staff Cases	Total Cases
687	3751	Peninsula Aged Care Service	QLD	23	0	13	36
688	5279	Peninsula Palms Retirement Village	QLD	5	0	18	23
689	3699	PM Aged Care	QLD	0	0	3	3
690	22592	Portofino Hamilton	QLD	16	0	25	41
691	3499	PresCare - Alexandra Gardens	QLD	2	0	3	5
692	3468	Pyramid Residential Care Centre	QLD	9	1	5	14
693	3870	Redcliffe Aged Care Service	QLD	3	0	2	5
694	5984	Redland Residential Care Facility	QLD	1	0	1	2
695	3464	Regis Bulimba	QLD	13	1	41	54
696	3885	Regis Caboolture	QLD	19	2	32	51
697	7017	Regis Ferny Grove	QLD	1	0	10	11
698	3638	Regis Home Hill	QLD	1	0	2	3
699	5877	Regis Kuluin	QLD	1	0	0	1
700	23367	Regis Sandgate - Griffith	QLD	1	0	3	4
701	3881	Regis Sandgate - Lucinda	QLD	11	0	4	15
702	3532	Regis Sandgate - Musgrave	QLD	6	0	1	7
703	3450	Regis Whitfield	QLD	27	0	8	35
704	3785	Regis Yeronga	QLD	4	0	1	5
705	3683	Resthaven On Quarry	QLD	10	0	12	22
706	23586	Rockpool RAC Morayfield	QLD	17	1	29	46
707	5637	Sandbrook Assisted Aged Care	QLD	11	2	27	38
708	6268	Sandy Boyd Hostel	QLD	0	0	2	2
709	3598	Sarina Aged Care Ltd	QLD	0	0	2	2
710	7416	Seabrae Manor	QLD	13	0	15	28
711	7347	Seaton Place Aged Care	QLD	29	0	17	46
712	3522	Sinnamon Village - Jacobs Court	QLD	5	0	1	6
713	3520	Sinnamon Village - Nash Court	QLD	0	0	3	3
714	3696	Sir James Terrace	QLD	3	0	11	14

Column1	NAPSID	Service Name	State	Resident Cases	Resident Deaths	Staff Cases	Total Cases
715	5435	Southern Cross Care Facility Caloundra	QLD	3	0	4	7
716	3582	Southern Cross Care Raceview - St Mary's	QLD	0	0	2	2
717	6446	Southern Cross Care Stretton Gardens	QLD	29	1	33	62
718	3397	Southern Cross Care Taroom - Leichhardt Villa	QLD	12	0	6	18
719	3652	Southport Lodge	QLD	2	0	3	5
720	23614	Springwood Terrace Care Community	QLD	15	0	6	21
721	8012	St Luke's Green Residential Care	QLD	1	0	1	2
722	3907	St Nicholas Aged Care	QLD	22	1	29	51
723	5977	St Vincent's Care Carina	QLD	5	0	1	6
724	3544	St Vincent's Care Services Arundel	QLD	24	0	6	30
725	3435	St Vincent's Care Services Kangaroo Point - Marycrest	QLD	0	0	8	8
726	3865	St Vincent's Care Services Mitchelton	QLD	0	0	2	2
727	3663	St Vincent's Care Services Southport	QLD	3	0	12	15
728	3436	St Vincent's Care Services Toowoomba - Hostel	QLD	0	0	2	2
729	3852	Sylvan Woods Nursing Home	QLD	12	2	1	13
730	7242	The Menzies @ Pacific Paradise	QLD	1	0	4	5
731	8009	The Ormsby Aged Care	QLD	1	0	0	1
732	3387	The Plains	QLD	0	0	16	16
733	6560	The Terraces Assisted Aged Care	QLD	17	1	34	51
734	3443	Torbay	QLD	0	0	2	2
735	3887	TriCare Bayview Place Aged Care Residence	QLD	28	2	17	45
736	3750	TriCare Cypress Gardens Aged Care Residence	QLD	2	0	11	13
737	3761	TriCare Kawana Waters Aged Care Residence	QLD	10	0	37	47
738	3863	TriCare Mt Gravatt Aged Care Residence	QLD	83	3	23	106
739	3893	TriCare Pimpama Aged Care Residence	QLD	2	0	0	2
740	3561	TriCare Pt Vernon Aged Care Residence	QLD	0	0	3	3
741	3760	TriCare Stafford Lakes Aged Care Residence	QLD	0	0	1	1

Column1	NAPSID	Service Name	State	Resident Cases	Resident Deaths	Staff Cases	Total Cases
742	3861	TriCare Toowoomba Aged Care Residence	QLD	1	0	0	1
743	3744	Tully & District Nursing Home	QLD	10	0	18	28
744	5978	Varsity Views Care Community	QLD	2	0	21	23
745	3412	Villa Maria Centre	QLD	9	0	15	24
746	3413	Villa Maria Eastern Heights	QLD	5	0	0	5
747	3603	Voller Care Centre	QLD	0		0	0
748	3433	Warrina Innisfail	QLD	1	0	0	1
749	3588	Whiddon Beaudesert Star	QLD	4	1	18	22
750	3564	Windsor Aged Care Services	QLD	0	0	6	6
751	3729	Yaralla Place	QLD	12	0	14	26
752	3370	Zion	QLD	8	0	18	26
753	5981	ACH Group Residential Care - Highercombe	SA	9	0	18	27
754	4252	ACH Group Residential Care - Kapara	SA	3	0	3	6
755	4031	Aldersgate Aged Care Services	SA	13	0	14	27
756	4181	Aldinga Beach Court	SA	17	3	13	30
757	4342	All Care Aged Care The Vales	SA	0	0	5	5
758	4340	Alwyndor Aged Care	SA	2	0	32	34
759	4154	Amber Aged Care	SA	0	0	3	3
760	4153	Aminya Village Hostel	SA	2	1	12	14
761	4287	Ananda Aged Care Findon	SA	6	2	8	14
762	4257	Ananda Hope Valley Residential Care	SA	3	0	10	13
763	5486	AnglicareSA Brompton	SA	7	0	7	14
764	4179	AnglicareSA Elizabeth - Dutton Court	SA	2	0	9	11
765	4371	AnglicareSA Elizabeth East	SA	0	0	2	2
766	4239	AnglicareSA Grange	SA	3	1	5	8
767	5355	AnglicareSA Westbourne Park	SA	31	6	19	50
768	4080	Balaklava Millcourt Homes	SA	0	0	6	6
769	4091	Barunga Village Incorporated	SA	0	0	8	8

Column1	NAPSID	Service Name	State	Resident Cases	Resident Deaths	Staff Cases	Total Cases
770	4318	Bene Aged Care - Campbelltown	SA	0	0	7	7
771	4272	Bene Aged Care - St Clair	SA	5	0	6	11
772	4035	Bene Aged Care - The Italian Village	SA	27	4	19	46
773	4105	Bethsalem Care	SA	9	0	16	25
774	4167	Boandik Crouch Street	SA	0	0	2	2
775	4324	Boandik Kessal	SA	19	2	38	57
776	4042	Boandik Sutton	SA	1	0	1	2
777	4344	Bucklands Residential Care	SA	17	0	27	44
778	4106	Bupa Campbelltown	SA	1	0	15	16
779	4150	Bupa Enfield	SA	0	0	3	3
780	4325	Bupa Morphettville	SA	17	0	18	35
781	4262	Calvary Flora McDonald Retirement Community	SA	30	1	34	64
782	4044	Charla Lodge	SA	2	0	6	8
783	4055	Charles Young Residential Care Centre	SA	5	0	3	8
784	4353	Christies Beach Residential Care Services	SA	14	2	14	28
785	4049	Clayton Church Homes - Magill	SA	3	0	5	8
786	4277	Clayton Church Homes - Onkaparinga Valley	SA	19	0	19	38
787	5338	Disability SA Northgate	SA	0	0	4	4
788	23155	Eastern Eyre - Cowell MPS	SA	1	0	0	1
789	4159	Edenfield Family Care	SA	1	0	2	3
790	4200	Eldercare Acacia Court	SA	0	0	5	5
791	4196	Eldercare Allambi	SA	1	0	15	16
792	4193	Eldercare Cottage Grove	SA	7	0	14	21
793	4348	Eldercare Evanston Park	SA	2	0	5	7
794	4357	Eldercare Oxford	SA	5	0	8	13
795	5797	Eldercare Seaford	SA	1	0	3	4
796	4197	Eldercare The Lodge	SA	18	0	22	40
797	4120	Eldercare Trowbridge House	SA	4	0	14	18

Column1	NAPSID	Service Name	State	Resident Cases	Resident Deaths	Staff Cases	Total Cases
798	5480	Estia Health Burton	SA	4	0	13	17
799	4356	Estia Health Craigmore	SA	8	0	24	32
800	4278	Estia Health Daw Park	SA	0	0	2	2
801	4204	Estia Health Flagstaff Hill	SA	0	0	3	3
802	4217	Estia Health Hope Valley	SA	4	0	5	9
803	4023	Estia Health Kadina	SA	0	0	2	2
804	4270	Estia Health Kensington Gardens	SA	0	0	2	2
805	5553	Estia Health Salisbury	SA	13	2	21	34
806	5558	Estia Health Salisbury East	SA	5	2	23	28
807	4064	Fullarton Lutheran Homes	SA	44	2	38	82
808	4110	Fullarton Residential Care	SA	1	0	2	3
809	4308	Gawler Grande Views	SA	0	0	6	6
810	4066	Gilbert Valley Senior Citizens Homes	SA	0	0	2	2
811	4238	Gloucester Residential Care	SA	17	1	40	57
812	4067	Hamley Bridge Rest Home	SA	8	1	6	14
813	5271	Hawksbury Gardens Aged Care Facility	SA	27	1	19	46
814	4242	Helping Hand Aged Care - Doreen Bond House	SA	6	0	21	27
815	22996	Helping Hand Aged Care - Golden Grove	SA	4	0	15	19
816	4017	Helping Hand Aged Care - Ingle Farm	SA	0	0	5	5
817	4189	Helping Hand Aged Care - Lealholme Port Pirie	SA	0	0	5	5
818	7077	Helping Hand Aged Care - Lightsview	SA	3	0	6	9
819	5407	Helping Hand Aged Care - Mawson Lakes Facility	SA	27	0	21	48
820	4378	Helping Hand Aged Care - Parafield Gardens	SA	0	0	6	6
821	4068	Helping Hand Aged Care - Rotary House	SA	2	0	4	6
822	4230	Japara Brighton	SA	2	0	5	7
823	4307	Japara Oaklands	SA	0	0	10	10
824	5545	Japara The Homestead	SA	1	0	5	6
825	4275	Japara Trevu House	SA	2	0	5	7

Column1	NAPSID	Service Name	State	Resident Cases	Resident Deaths	Staff Cases	Total Cases
826	4142	John Paul II Village Residential Care	SA	5	0	2	7
827	4143	Kalyra Woodcroft Aged Care	SA	4	0	4	8
828	5262	Keith & District Hospital Inc	SA	0	0	2	2
829	6871	Kingston SE/Robe MPS	SA	3	0	2	5
830	4145	Labrina Village Residential Care	SA	29	4	22	51
831	4374	Lerwin Nursing Home	SA	1	1	2	3
832	5282	LHI Glynde	SA	2	0	17	19
833	4151	LHI Hope Valley	SA	0	0	3	3
834	4101	Linsell Lodge Aged Care Facility	SA	33	7	24	57
835	4086	Longridge Aged Care	SA	0	0	4	4
836	4372	Marten Residential Care Centre	SA	2	0	3	5
837	4043	Mary Cecelia Hart Court Hostel	SA	0	0	3	3
838	4359	Matthew Flinders Home Inc	SA	0	0	2	2
839	4109	Mount Carmel Residential Care	SA	2	1	5	7
840	4034	Murray Mudge	SA	0	0	3	3
841	4331	North Eastern Community Nursing Home	SA	19	2	20	39
842	4249	Oakden Green	SA	4	0	10	14
843	8021	Oakfield Lodge Residential Care	SA	0	0	9	9
844	4373	Oakwood Aged Care	SA	0	0	3	3
845	4284	Olive Grove Aged Care	SA	21	0	15	36
846	5555	Onkaparinga Lodge Residential Care	SA	21	1	15	36
847	4370	Para Hills Residential Care	SA	2	0	7	9
848	4301	Parkrose Village	SA	3	1	3	6
849	4354	Parkview Aged Care	SA	0	0	3	3
850	4163	Pennwood Village	SA	0	0	5	5
851	4102	Regis Burnside	SA	4	0	22	26
852	4280	Regis Playford	SA	47	1	48	95
853	4144	Rembrandt Court	SA	8	0	4	12

Column1	NAPSID	Service Name	State	Resident Cases	Resident Deaths	Staff Cases	Total Cases
854	22823	Resthaven Aberfoyle Park	SA	0	0	3	3
855	4093	Resthaven Bellevue Heights	SA	1	0	7	8
856	5296	Resthaven Craigmore	SA	10	0	17	27
857	4253	Resthaven Leabrook	SA	11	0	5	16
858	4333	Resthaven Marion	SA	5	0	3	8
859	4254	Resthaven Mitcham	SA	8	0	2	10
860	4098	Resthaven Murray Bridge	SA	15	0	13	28
861	4347	Resthaven Paradise	SA	33	3	17	50
862	7451	Resthaven Port Elliot	SA	1	0	2	3
863	4309	Resthaven Westbourne Park	SA	1	0	2	3
864	4141	Ridgehaven Residential Care Centre	SA	4	0	10	14
865	4132	Ridleyton Greek Home for the Aged	SA	56	3	54	110
866	4082	Riverview Lutheran Rest Home	SA	1	0	3	4
867	4383	Rose Court Aged Care Facility	SA	2	0	9	11
868	4360	Salisbury Private Nursing Home	SA	32	1	31	63
869	6260	Seaview Village Aged Care Service	SA	1	0	0	1
870	4264	Serene Residential Care Services	SA	0	0	3	3
871	4183	Smithfield Residential Care Centre	SA	1	0	10	11
872	4326	Somerton Residential Care Centre	SA	0	0	3	3
873	4161	St Anna's Residential Care Facility	SA	0	0	14	14
874	4168	St Basil's Aegean Village	SA	1	0	4	5
875	4157	St Basil's at Croydon Park	SA	0	0	13	13
876	4237	St Basil's at St Peters	SA	0	0	4	4
877	4194	Strathalbyn & District Aged Care Facility	SA	15	0	2	17
878	4115	Tanunda Lutheran Home	SA	0	0	16	16
879	4256	The Carlyle on Cross	SA	5	1	19	24
880	4375	The Claridge Residential Care	SA	0	0	15	15
881	4219	The House of Saint Hilarion	SA	25	1	26	51

Column1	NAPSID	Service Name	State	Resident Cases	Resident Deaths	Staff Cases	Total Cases
882	4107	The Philip Kennedy Centre Residential Care	SA	1	5	3	4
883	4111	The Pines Lodge Residential Care	SA	2	0	3	5
884	4319	Walkerville Residential Care Centre	SA	3	0	2	5
885	4122	Warrina Court Residential Aged Care Service	SA	3	0	4	7
886	4188	Warrina Park Residential Aged Care Service	SA	0	0	10	10
887	4089	Wesley House	SA	0	0	6	6
888	5556	West Beach Residential Care	SA	3	0	4	7
889	4274	Wheatfields Incorporated	SA	1	0	3	4
890	5022	Cadorna House	Tas	2	0	6	8
891	4997	Corumbene Hostel	Tas	0	0	2	2
892	5065	Fred French Nursing Home	Tas	7	0	0	7
893	5311	Glenview Community Services Inc.	Tas	2	0	1	3
894	23507	Korongee	Tas	2	0	2	4
895	5093	May Shaw Residential Aged Care	Tas	1	0	3	4
896	4984	Mount Esk Aged Care	Tas	1	0	1	2
897	5097	Regis Tasmania - Eastern Shore	Tas	7	0	6	13
898	5047	Rosary Gardens	Tas	2	0	3	5
899	5315	St Ann's	Tas	19	0	9	28
900	4974	Uniting AgeWell Aldersgate	Tas	0	0	5	5
901	4981	Uniting AgeWell Lillian Martin	Tas	8	1	8	16
902	1803	AdventCare Whitehorse	Vic	7	0	9	16
903	2964	Alan David Lodge	Vic	2	0	1	3
904	23256	Alpine Health Hawthorn Village MPS	Vic	0	0	2	2
905	3043	Anzac Lodge Private Nursing Home	Vic	4	0	5	9
906	5936	Arcare Carnegie	Vic	1	0	1	2
907	1987	Arcare Cheltenham	Vic	6	0	2	8
908	2735	Arcare Malvern East	Vic	1	0	0	1
909	7105	Arcare Point Lonsdale	Vic	3	0	1	4

Column1	NAPSID	Service Name	State	Resident Cases	Resident Deaths	Staff Cases	Total Cases
910	2008	Arcare Reservoir	Vic	2	0	2	4
911	2324	Arcare Sydenham	Vic	32	0	28	60
912	1932	Arpad Aged Care	Vic	0	0	0	0
913	2122	Assisi Centre Aged Care	Vic	15	0	8	23
914	3007	Auburn House	Vic	0	0	5	5
915	8029	Aurrum Plenty	Vic	2	0	7	9
916	3034	Bairnsdale Parklands Care Community	Vic	4	0	0	4
917	2166	Banawah	Vic	0	0	2	2
918	6924	Banfields Aged Care	Vic	4	0	0	4
919	6908	Banksia Lodge Residential Aged Care Service	Vic	5	0	0	5
920	5378	Baptcare - Strathalan Community	Vic	4	0	4	8
921	2346	Baptcare - Westhaven Community	Vic	5	0	8	13
922	5913	Baptcare Heritage Manor Community	Vic	18	0	30	48
923	2630	Baptcare Peninsula View Community	Vic	3	0	3	6
924	19354	Baptcare The Orchards Community	Vic	5	0	10	15
925	2954	Baptcare Wyndham Lodge Community	Vic	5	0	7	12
926	1788	Benetas Broughton Hall	Vic	0	0	2	2
927	1916	Benetas St Laurence Court - Kangaroo Flat	Vic	1	0	1	2
928	1814	Benetas St Paul's Terrace	Vic	17	2	14	31
929	25096	Bentleys Aged Care	Vic	0	0	3	3
930	8027	Bentons Lodge - Residential Aged Service	Vic	43	1	32	75
931	27740	Berengarra - St George's Health Service, Kew	Vic	0	0	6	6
932	5923	Bethel Aged Care	Vic	14	0	25	39
933	2895	Birchip Nursing Home	Vic	0	0	2	2
934	1995	BlueCross Autumdale	Vic	8	0	0	8
935	1884	BlueCross Box Hill	Vic	28	0	18	46
936	3041	BlueCross Darnlee	Vic	2	0	1	3
937	8042	BlueCross Highgrove	Vic	1	0	0	1

Column1	NAPSID	Service Name	State	Resident Cases	Resident Deaths	Staff Cases	Total Cases
938	2679	BlueCross Hilltop	Vic	13	0	11	24
939	1779	BlueCross Ivanhoe	Vic	9	0	24	33
940	1929	BlueCross Livingstone Gardens	Vic	2	0	4	6
941	5463	BlueCross Monterey	Vic	2	0	1	3
942	5175	BlueCross Riverlea	Vic	11	0	0	11
943	2781	BlueCross The Mews	Vic	3	0	0	3
944	2777	Boronia Residential Aged Care	Vic	9	0	1	10
945	2619	Brentwood Nursing Home	Vic	1	1	0	1
946	3018	Brimlea Aged Care	Vic	23	3	21	44
947	2067	BSL Aged Care - Clifton Hill	Vic	1	0	4	5
948	5305	Bupa Bendigo	Vic	1	0	0	1
949	2707	Bupa Coburg	Vic	7	0	9	16
950	5702	Bupa Greensborough	Vic	2	0	6	8
951	6835	Bupa Mildura	Vic	0	0	5	5
952	2846	Bupa South Morang	Vic	33	1	33	66
953	19281	Bupa Templestowe	Vic	0	0	4	4
954	2824	Bupa Wodonga	Vic	25	2	39	64
955	2728	Bupa Woodend	Vic	8	1	12	20
956	2327	Cabrini Residential Care - Ashwood	Vic	0	0	3	3
957	1778	Carinya Lodge Hostel	Vic	0	0	2	2
958	2953	Carinya Nursing Home (Frankston Extended Care)	Vic	3	0	0	3
959	3037	Carrum Downs Aged Care	Vic	1	0	2	3
960	5946	Casey Aged Care	Vic	5	0	0	5
961	2246	Casterton Memorial Hospital Nursing Home	Vic	0	0	3	3
962	5760	CCSSCI - On Luck Chinese Nursing Home	Vic	14	0	5	19
963	27664	Charles Brownlow Retirement Village	Vic	0	0	3	3
964	2014	Cheltenham Manor	Vic	1	0	12	13
965	1990	Chomley House Hostel	Vic	1	0	7	8

Column1	NAPSID	Service Name	State	Resident Cases	Resident Deaths	Staff Cases	Total Cases
966	5927	Churches of Christ Arcadia Aged Care Service	Vic	1	0	0	1
967	1981	Clarendon Grange Hostel	Vic	0	0	5	5
968	3052	Clarinda on the Park	Vic	1	0	12	13
969	22872	Clifton Views	Vic	2	0	1	3
970	2706	Clovelly Cottage	Vic	7	0	20	27
971	1791	Cohuna Village	Vic	2	0	1	3
972	2042	Cooinda Village Inc	Vic	2	0	3	5
973	2026	Coptic Hostel	Vic	2	0	7	9
974	1897	Corpus Christi Community	Vic	2	0	8	10
975	2770	Craigcare Berwick	Vic	2	0	2	4
976	2956	Craigcare Mornington	Vic	7	0	8	15
977	1850	Crossley House Hostel Inc	Vic	9	0	2	11
978	1994	Croydon Grove Care Community	Vic	2	0	3	5
979	2949	Darlingford Upper Goulburn Nursing Home	Vic	1	0	1	2
980	2935	Daylesford Nursing Home	Vic	1	0	2	3
981	2632	Deloraine Private Nursing Home	Vic	0	0	4	4
982	1769	Dorothy Impey Home	Vic	8	0	6	14
983	5799	Doutta Galla Avondale Heights Aged Care Facility	Vic	27	0	34	61
984	1984	Doutta Galla Grantham Green Aged Care Facility	Vic	14	0	10	24
985	2124	Doutta Galla Lynch's Bridge Aged Care Facility	Vic	12	1	0	12
986	2300	Doutta Galla Queens Park Aged Care Facility	Vic	1	0	1	2
987	2140	Doutta Galla Woornack Aged Care Facility	Vic	7	0	0	7
988	1808	Edgarley Home	Vic	0	0	2	2
989	2947	Edward Street Nursing Home	Vic	3	0	5	8
990	8030	Embracia Moonee Valley	Vic	1	0	9	10
991	1796	Emmy Monash Aged Care	Vic	0	0	1	1
992	22843	Epping Gardens	Vic	9	0	2	11
993	2298	Estia Health Coolaroo	Vic	10	0	5	15

Column1	NAPSID	Service Name	State	Resident Cases	Resident Deaths	Staff Cases	Total Cases
994	2304	Estia Health Dandenong	Vic	2	0	2	4
995	2343	Estia Health Melton South	Vic	28	0	11	39
996	5445	Estia Health Plenty Valley	Vic	9	0	0	9
997	2269	Estia Health Ringwood	Vic	6	0	6	12
998	2768	Estia Health Wattle Glen	Vic	1	0	5	6
999	5415	Estia Health Werribee	Vic	11	0	8	19
1000	2103	Eventide Homes (Stawell) Inc	Vic	0	0	3	3
1001	2043	Eventide Lutheran Homes	Vic	1	0	2	3
1002	1855	Faversham House	Vic	1	0	7	8
1003	6833	Forest Lodge Residential Aged Care	Vic	1	0	0	1
1004	3045	Fronditha Anesi Aged Care Services - Thornbury	Vic	51	9	45	96
1005	5814	Fronditha Lower Templestowe	Vic	2	0	1	3
1006	2912	Glenview Community Care Nursing Home	Vic	2	0	2	4
1007	19382	Grand Cedar	Vic	4	0	0	4
1008	2873	GraniteHill Aged Care	Vic	1	0	2	3
1009	2197	Grant Lodge Aged Care Facility	Vic	1	0	0	1
1010	23010	Greenview	Vic	15	0	1	16
1011	5805	Greenway Gardens	Vic	13	0	0	13
1012	2334	HammondCare - Caulfield Village	Vic	23	0	5	28
1013	2186	HammondCare - The Glens	Vic	6	0	6	12
1014	2148	Harmony Village Inc	Vic	0	0	6	6
1015	1940	Havilah Hostel	Vic	1	0	3	4
1016	2339	Highwood Court	Vic	6	0	7	13
1017	1971	Hillview Bunyip Aged Care Inc	Vic	2	1	29	31
1018	2152	Homewood Residential Aged Care	Vic	12	0	0	12
1019	2822	Hope Aged Care Gladstone Park	Vic	1	0	0	1
1020	22901	Hope Aged Care Swan Hill	Vic	0	0	3	3
1021	2946	Ian Brand Residential Care	Vic	2	0	2	4

Column1	NAPSID	Service Name	State	Resident Cases	Resident Deaths	Staff Cases	Total Cases
1022	2326	Inverloch Coast Care Community	Vic	43	0	13	56
1023	2238	Irvin House	Vic	0	0	2	2
1024	2616	Japara Bayview	Vic	40	1	24	64
1025	2769	Japara Central Park	Vic	1	0	22	23
1026	5312	Japara Elanora	Vic	3	0	19	22
1027	2245	Japara George Vowell	Vic	3	0	8	11
1028	5313	Japara Kelaston	Vic	0	0	2	2
1029	2891	Japara Lakes Entrance	Vic	0	0	2	2
1030	2666	Japara Lower Plenty Garden Views	Vic	8	0	14	22
1031	5713	Japara Scottvale	Vic	10	0	12	22
1032	2727	Japara St Judes	Vic	32	0	5	37
1033	27689	Japara Trugo Place	Vic	1	1	0	1
1034	5266	Japara Viewhills Manor	Vic	1	0	0	1
1035	2674	Jewish Care (VIC) Inc Residential Homes Carnegie	Vic	1	0	4	5
1036	1783	Jewish Care (Vic) Inc. Residential Homes, Windsor	Vic	0	0	5	5
1037	2233	Karana	Vic	1	0	3	4
1038	1809	Karingal Seymour	Vic	0	0	4	4
1039	2250	Karinya	Vic	0	0	2	2
1040	2807	Kensington Grange	Vic	9	0	6	15
1041	2755	Kew Gardens Aged Care	Vic	7	0	11	18
1042	2141	Kurrajong Lodge	Vic	0	0	4	4
1043	23485	Langwarrin Community Aged Care	Vic	14	0	13	27
1044	2273	Latrobe Regional Hospital Nursing Home	Vic	3	0	3	6
1045	1885	Latvian Aged Care Facility	Vic	0	0	3	3
1046	5408	Lexington Gardens	Vic	3	0	0	3
1047	1989	Liferview Argyle Court	Vic	2	0	1	3
1048	5386	Liferview Emerald Glades	Vic	1	0	0	1

Column1	NAPSID	Service Name	State	Resident Cases	Resident Deaths	Staff Cases	Total Cases
1049	6326	Liferview Willow Wood	Vic	18	0	18	36
1050	2908	Lilydale Aged Care	Vic	5	0	5	10
1051	1893	Lionsbrae Hostel	Vic	0	0	2	2
1052	2015	Liscombe House	Vic	1	0	2	3
1053	2169	Little Sisters of the Poor St Joseph's Home	Vic	0	0	2	2
1054	1861	Lynden Aged Care	Vic	1	0	2	3
1055	2235	Maldon Hospital - Mountview Nursing Home	Vic	2	0	5	7
1056	2282	MannaCare - Doncaster Melaleuca Lodge	Vic	1	0	0	1
1057	1767	Manor Court Werribee Aged Care Ltd	Vic	1	0	5	6
1058	2293	Marina Residential Aged Care Service	Vic	1	0	0	1
1059	2057	May Noonan Centre	Vic	0	0	2	2
1060	2093	McLellan House Hostel	Vic	3	0	3	6
1061	2025	mecwacare Ballan Hostel	Vic	4	0	1	5
1062	26621	mecwacare John Atchison Centre	Vic	11	0	8	19
1063	1782	mecwacare Noel Miller Centre	Vic	1	0	0	1
1064	2291	mecwacare Park Hill	Vic	2	0	1	3
1065	1910	mecwacare Vincent House	Vic	8	0	2	10
1066	2342	Medina Manor	Vic	19	0	5	24
1067	1828	Melaleuca Aged Care	Vic	0	0	2	2
1068	2308	Melville Grange Hostel	Vic	27	1	21	48
1069	2027	Mercy Place Ave Maria	Vic	0	0	1	1
1070	1763	Mercy Place Corben	Vic	13	0	0	13
1071	1833	Mercy Place Fernhill	Vic	1	0	0	1
1072	2850	Mercy Place Keon Park	Vic	33	1	16	49
1073	2045	Mercy Place Lynbrook	Vic	0	0	6	6
1074	6493	Mercy Place Parkville	Vic	2	0	0	2
1075	6497	Mercy Place Warrnambool	Vic	12	1	5	17
1076	2990	Monash Gardens	Vic	2	0	2	4

Column1	NAPSID	Service Name	State	Resident Cases	Resident Deaths	Staff Cases	Total Cases
1077	2117	Mooroopna Place Residential Aged Care Service	Vic	5	0	6	11
1078	7525	Moran Roxburgh Park	Vic	18	1	12	30
1079	5418	Mornington Bay Care Community	Vic	6	0	2	8
1080	22726	Mount Clear Aged Care	Vic	13	0	12	25
1081	2910	Mount View Aged Care Facility	Vic	0	0	2	2
1082	2113	Moyne Health Services-Moyneyana House	Vic	5	0	2	7
1083	2060	Moyola Lodge Hostel	Vic	2	0	2	4
1084	1930	Multicultural Aged Care Services Geelong Inc	Vic	5	0	3	8
1085	22911	Nellie Melba Retirement Village	Vic	11	0	1	12
1086	2313	Noble Gardens Residential Aged Care	Vic	1	0	0	1
1087	5929	Noble Manor Residential Aged Care	Vic	5	0	0	5
1088	5919	Northern Gardens Aged Care	Vic	32	7	25	57
1089	2046	Numurkah Pioneers Memorial Lodge	Vic	2	0	0	2
1090	1972	Oaklea Hall	Vic	4	0	8	12
1091	2278	Oasis Aged Care	Vic	25	0	16	41
1092	8032	Ocean Mist Aged Care	Vic	8	0	1	9
1093	5351	Olivet Aged Persons Home	Vic	2	0	2	4
1094	2151	Omeo District Health	Vic	1	0	0	1
1095	2277	Ottoman Village Aged Care	Vic	0	0	4	4
1096	2100	Ottrey Lodge	Vic	1	0	7	8
1097	5921	Park Lane Croydon	Vic	0	0	5	5
1098	7103	Peninsula Grange Aged Care	Vic	5	0	2	7
1099	3042	Plumpton Villa Aged Care Facility	Vic	28	4	19	47
1100	6033	Princeton View	Vic	2	0	7	9
1101	1887	Prom Country Aged Care	Vic	0	0	4	4
1102	22865	Racecourse Grange Residential Care	Vic	1	0	20	21
1103	5725	Ranelagh Gardens	Vic	1	0	0	1
1104	2317	Rangeview Private Nursing Home	Vic	1	0	1	2

Column1	NAPSID	Service Name	State	Resident Cases	Resident Deaths	Staff Cases	Total Cases
1105	7104	Rathdowne Place	Vic	7	0	0	7
1106	1905	Regis Alawarra Lodge	Vic	25	0	10	35
1107	1879	Regis East Malvern	Vic	43	0	30	73
1108	2177	Regis Inala Lodge	Vic	27	0	4	31
1109	2810	Regis Ringwood	Vic	1	0	1	2
1110	1998	Regis Rosebud	Vic	0	0	14	14
1111	5594	Riddell Gardens Hostel	Vic	0	0	1	1
1112	1949	Riverside Hostel	Vic	5	0	2	7
1113	2079	Rochester and District Hostel	Vic	0	0	4	4
1114	2160	Rochester Nursing Home Annexe	Vic	0	0	4	4
1115	1890	Rosary Home	Vic	0	0	3	3
1116	1856	Rosebank Hostel	Vic	1	0	0	1
1117	2682	Rosehill Aged Care Facility	Vic	1	0	0	1
1118	27724	Rowville Manor	Vic	14	0	2	16
1119	1907	Royal Freemasons - Elizabeth Gardens Hostel	Vic	4	0	0	4
1120	22867	Royal Freemasons Bendigo	Vic	0	0	3	3
1121	22424	Royal Freemasons Flora Hill	Vic	3	0	2	5
1122	23483	Royal Freemasons Moe	Vic	25	0	19	44
1123	22866	Royal Freemasons Sale	Vic	1	0	0	1
1124	2793	Salisbury House Nursing Home	Vic	1	0	1	2
1125	2870	San Carlo Homes for the Aged	Vic	13	0	4	17
1126	2876	Shepparton Aged Care	Vic	0	0	1	1
1127	2206	Sheridan Aged Care	Vic	1	0	1	2
1128	5451	Somerville Gardens Care Community	Vic	1	0	2	3
1129	2849	South Port Community Residential Home	Vic	4	0	3	7
1130	2962	St Elmo's Nursing Home	Vic	1	0	2	3
1131	2998	St John's	Vic	1	0	2	3
1132	2088	St Paul's Hostel for the Elderly	Vic	10	0	11	21

Column1	NAPSID	Service Name	State	Resident Cases	Resident Deaths	Staff Cases	Total Cases
1133	2167	St Vincent's Care Services Eltham - Eltham Lodge	Vic	19	1	4	23
1134	2062	St Vincent's Care Services Eltham - Willandra Lodge	Vic	4	0	2	6
1135	22952	St Vincent's Care Services Werribee	Vic	4	0	3	7
1136	5932	Sunlight Residential Aged Care	Vic	14	0	0	14
1137	1816	Sunnyside Lutheran Retirement Village	Vic	0		0	0
1138	5363	Sutton Park Assisted Aged Care	Vic	1	0	4	5
1139	5362	Tabulam & Templer Home for the Aged	Vic	6	0	0	6
1140	1933	Tannoch Brae Senior Living	Vic	2	0	1	3
1141	19309	Templestowe Manor	Vic	4	0	2	6
1142	2266	The Alexander Aged Care Centre	Vic	9	1	11	20
1143	5501	The Belmont Residential Aged Care	Vic	1	0	0	1
1144	7099	The Heights Donvale	Vic	1	0	0	1
1145	1886	The Views at Heidelberg	Vic	3	0	3	6
1146	2610	Traralgon Aged Care	Vic	3	0	8	11
1147	2089	Trentham Hostel	Vic	0	0	2	2
1148	2054	Twin Parks Aged Care Centre	Vic	0	0	2	2
1149	2098	Twin Parks Hostel	Vic	1	0	1	2
1150	1840	Uniting AgeWell Condare Court	Vic	3	0	2	5
1151	2773	Uniting AgeWell Noble Park	Vic	6	0	4	10
1152	2748	Uniting AgeWell Preston	Vic	6	0	0	6
1153	1844	Uniting AgeWell Strath-Haven	Vic	0	0	17	17
1154	2275	Vasey RSL Care Brighton	Vic	4	0	2	6
1155	2852	Vermont Aged Care	Vic	3	0	0	3
1156	5934	Victoria by the Park	Vic	6	1	16	22
1157	19548	Victorian Croatian Aged Care Services Inc	Vic	13	0	7	20
1158	2292	Villa Del Sole	Vic	25	0	3	28

Column1	NAPSID	Service Name	State	Resident Cases	Resident Deaths	Staff Cases	Total Cases
1159	2257	Villa Maria Catholic Homes Berwick Aged Care Residence	Vic	0	0	1	1
1160	2261	Villa Maria Catholic Homes Bundoora Aged Care Residence	Vic	26	0	23	49
1161	6003	Villa Maria Catholic Homes Corpus Christi Aged Care Residence	Vic	25	0	0	25
1162	1882	Villa Maria Catholic Homes John R Hannah Aged Care Residence	Vic	34	1	25	59
1163	2783	Villa Maria Catholic Homes O'Neill Aged Care Residence	Vic	0	0	3	3
1164	1780	Village Baxter - Lodge	Vic	1	0	0	1
1165	5911	Village Glen Aged Care Residences - Mornington	Vic	2	0	0	2
1166	2892	Violet Town Bush Nursing Centre	Vic	7	0	6	13
1167	2963	Warrawee Nursing Home	Vic	7	0	7	14
1168	2283	Warrnambool Place Care Community	Vic	4	0	4	8
1169	2085	Warrnambool Riverside Care Community	Vic	5	0	1	6
1170	7465	Water Gardens	Vic	14	0	4	18
1171	2311	Waverley Valley Aged Care	Vic	4	0	3	7
1172	1807	Wharparilla Lodge	Vic	1	0	0	1
1173	2996	Whittlesea Lodge	Vic	0	0	2	2
1174	5992	Wintringham Eunice Seddon Home	Vic	7	0	6	13
1175	5902	Wintringham Ron Conn Nursing Home	Vic	1	0	0	1
1176	1768	Woorayl Lodge Hostel	Vic	0	0	2	2