



COVID-19 outbreaks in Australian residential aged care facilities

National snapshot

As at 8:00 pm 24 February 2022 there are 1,950 COVID-19 cases in residents (1,014) and staff (936) in 286 active outbreaks in residential aged care facilities across Australia.

Table 1: Aged Care COVID-19 data as at 8.00pm 24 February 2022¹

Active outbreaks	286
Resident cases – total cases associated with active outbreaks	2,754
Resident cases – total cases currently active (total cases minus recovered cases and deceased)	1,014
Staff cases – total cases associated with current active outbreaks	2,623
Staff cases – total cases currently active (total cases minus recovered cases and deceased, noting no deaths recorded to date)	936
Total number of deaths since the start of the pandemic	1,781 ²
Total number of residential aged care facilities that have had an outbreak - Cumulative total since the beginning of the pandemic	2,097
Total number of outbreaks at residential aged care facilities – Cumulative total since the beginning of the pandemic	3,427
Resident cases – Cumulative total since the beginning of the pandemic	18,880
Staff cases - Cumulative total since the beginning of the pandemic	21,705

¹ Includes transition care

² There were 685 deaths in 2020, 282 deaths in 2021 and, as at 25 February 2022 814 in 2022.

Analysis

Current situation in Australia

Joint arrangements are in place in all states and territories with active outbreak sites to support facilities with outbreaks and additional support for State emergency operation centres is being provided as the need arises. In Victoria, the Victorian Aged Care Response Centre is also fully operational, with Commonwealth and Victorian Government officials working closely together in a coordinated effort to respond to aged care outbreaks across the state.

As at 12:00 hrs 24 February 2022 there has been a total of 2,772,182 cases of COVID-19 reported, including 204,480 active cases and 5,068 deaths in Australia.

As at 24 February 2022 there are:

- 286 active outbreaks in residential aged care facilities nationally – 125 in NSW, 25 in Victoria, 44 in SA, 71 in QLD, 1 in TAS, 10 in the NT, 7 in the ACT, and 3 in WA.
- 1,014 residents and 936 staff currently COVID-19 positive in active outbreaks.
 - Of the residents, 605 are in NSW, 56 in Victoria, 41 in SA, 210 in QLD, 1 in TAS, 56 in the NT, 20 in the ACT, and 25 in WA.
 - Of the staff, 641 are in NSW, 28 in Victoria, 61 in SA, 148 in QLD, 0 in TAS, 26 in the NT, 19 in the ACT, and 13 in WA.
- 814 reported deaths in 2022 (a total of 1,781 since beginning of pandemic: 685 in 2020; 282 in 2021 and 814 in 2022).

Case numbers and numbers of deaths are dependent upon reporting from facilities and validation of deaths from state and territory governments. In some cases this may be delayed, reflecting case numbers reported during a period rather than necessarily occurring during this period.

Determining cause of death rests with the States and Territories. In many cases where the resident has comorbidities, confirming a COVID death may take time and be impacted by findings from coronial inquiries. Reported COVID deaths are subject to change following these inquiries.

Further investigations are underway with State and Territory Governments to confirm 2021 and 2022 numbers reflect official and agreed deaths data.

Given the high caseload in January 2022 cases were not being identified as resolved and had been previously reported as active cases. Instead all cases associated with active outbreaks (recovered, deceased and active) were being reported.

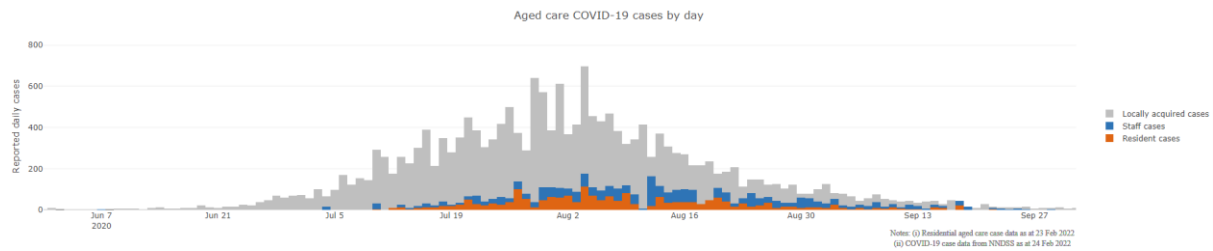
These numbers are under constant review and confirmation from facilities. Cases are considered to be resolved once a resident or staff member ceases to be symptomatic and has completed their isolation period, in line with national guidance.

An outbreak is considered to be active pending advice from the relevant Public Health Unit. This typically occurs when there are no longer any symptomatic or potentially infectious cases and will occur after the isolation period.

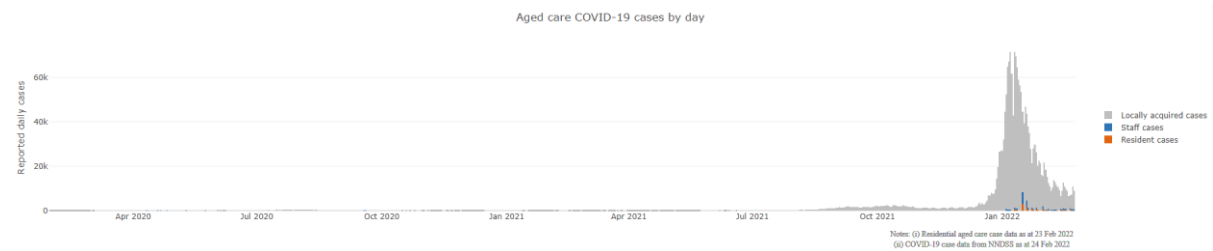
All numbers are subject to further change as additional information is reported to the Department of Health.

Figure 1: Number of daily reported COVID-19 cases in Australian residential aged care Facilities overlayed with national locally acquired cases³

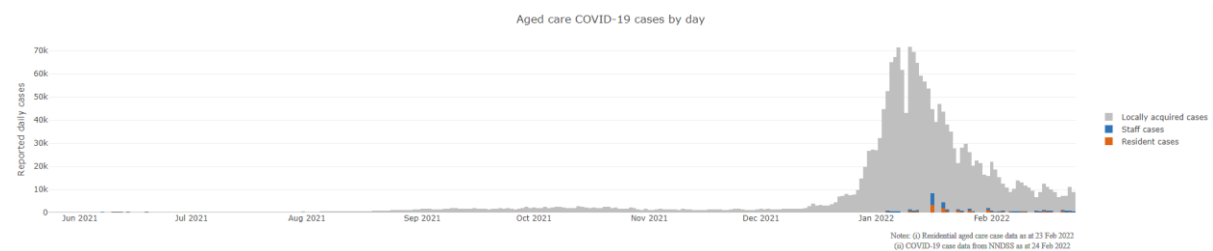
June 2020 to October 2020



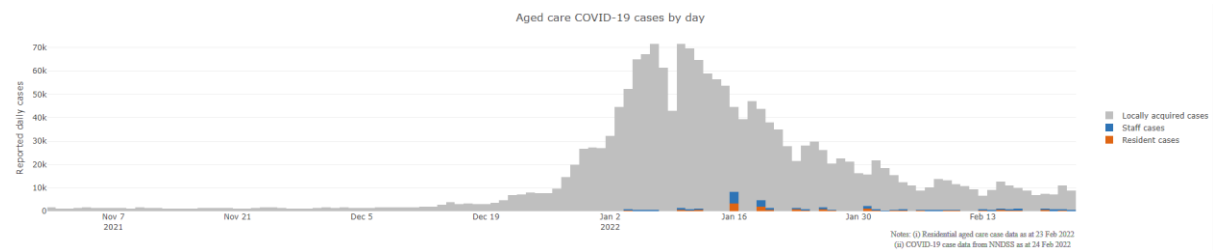
April 2020 to January 2022



June 2021 to February 2022



November 2021 to February 2022



International comparisons

During the COVID-19 pandemic, no country has been able to avoid outbreaks or deaths in residential aged care when there has been widespread community transmission.

The Australian death rate is 0.81 per cent (8.1 in 1,000) against the total number of residential aged care beds across the country.

By comparison, Canada has experienced over 9 times the number of deaths in care homes

³ National daily cases sourced from NNDSS data and filtered to locally acquired cases. Case numbers reflect the date of reporting which may differ to diagnosis date. Residential aged care facility staff and resident data reflects data reported to the Department of Health. Totals reflect the date of case report and may be affected by delayed reporting.

than Australia as at 25 February 2022.

- As at 25 February 2022, Canada had experienced 35,936 deaths. This includes 16,528 deaths at residential in care homes (or 46 per cent).
- 60 per cent of all aged care homes in Canada have had reported cases of COVID-19 in residents or staff (compared to 78 per cent in Australia).

Workforce in active residential aged care outbreaks

As at 25 February 2022, workforce surge staff have filled 84,300 shifts in aged care services impacted by COVID-19, these shifts include roles for GPs, nurses, care workers, allied health workers, executive and ancillary staff. This includes:

Table 2: Workforce resources supplied to residential aged care facilities

Agency	Resources Supplied (as at 25 February 2022)
State and NACER (National Aged Care Emergency Response) Teams	Tasmanian Government: 7 clinical and 2 support staff. Western Australian Government: 19 clinical personnel and 4 support staff. South Australian Government: 18 clinical personnel and 4 support staff. 12 NACER teams (70 personnel) have been deployed. The deployment of State and NACER teams is now complete.
Recruitment, Consulting, and Staffing Association (RCSA)	Staff supplied to fill 47,045 shifts.
Healthcare Australia	Staff supplied filled 7,447 shifts for workforce surge and 2,295 shifts for NACER teams.
Mable	Supplied 130 staff to fill 2,711 shifts.
Aspen Medical	15,022 shifts filled, including clinical first responder deployments.
Health X	Supplied 96 staff to fill 7,012 shifts.
Torrens Health	Supplied 2,768 shifts in surge workforce roles.
Residential Aged Care Visitation Assistant (RACVA)	RACVAs completed 2,733 shifts.

In addition, the Government is deploying up to 1,700 Australian Defence Force (ADF) personnel to assist stabilise outbreaks and support staff shortages in residential aged care facilities.

Up to 200 personnel in each state and territory, or up to 1,700 personnel, will be deployed nationally if required. Of these, 100 ADF personnel will provide clinical support and 1,600 ADF personnel will provide general duty support.

ADF teams consist of clinical and non-clinical personnel. 10 Independent ADF Standing Force Teams (consisting of 10 members per team, 100 members total) in Queensland, Victoria, South Australia, New South Wales and Northern Territory have been available for deployment from 15 February. An 18 member Coordination and Planning Team is working with the Department of Health in Canberra, ACT. 14 Augmentation Teams (consisting of three members per team, 42 members total) are supporting in all states and territories.

The main ADF support surge occurred on 12 February with 200 personnel available in each state and territory for tasking. All ADF personnel completed necessary induction training before undertaking work in the aged care sector.

As at 24 February 2022, the ADF has 238 personnel deployed across 33 Residential Aged Care Facilities. A cumulative total of 64 facilities have been supported so far.

Provision of personal protective equipment (PPE)

A range of resources and online training on the use of PPE is available on the Department's website for aged care workers.

Since March 2020, the Commonwealth Government has been working with state and territory governments to ensure aged care facilities have sufficient PPE. PPE is dispatched both directly from the National Medical Stockpile (NMS) and by jurisdictions on the NMS' behalf, depending on the specific circumstances.

As at 24 February 2022, the NMS has provided aged care facilities with approximately:

- 53.8 million masks
- 22.5 million gowns
- 60.3 million gloves
- 15.1 million goggles and face shields
- 200,000 bottles of hand sanitiser

Testing of aged care residents and staff

Rapid Antigen Testing for Aged Care

The Australian Government, through the Department of Health, made COVID-19 rapid antigen testing (RAT) kits available to residential aged care facilities and short-term restorative care (aged care services) in high transmission-risk areas and experiencing outbreaks.

Since August 2021, more than 18.3 million RATs have been distributed to aged care facilities. More than 78 million have been purchased by the Australian Government and these are being prioritised for aged care.

Sonic Weekly Testing

As at 22 February 2022, under contract with the Commonwealth, Sonic Healthcare has conducted 1,592,478 COVID 19 PCR tests at 2,927 unique residential aged care facilities (RACFs) nationally. Of the 1,592,478 PCR tests conducted, 23,553 have been positive..

Vaccination in Residential Aged Care Facilities

As at 25 February 2022, a total of 503,357 doses of COVID-19 vaccines have been administered to residents in residential aged care facilities.

The Australian Government's COVID-19 booster vaccination program is delivering in-reach

vaccine services for aged care residents and workers across Australia, through Commonwealth vaccine providers, primary care and self-vaccination services by aged care providers.

All residential aged care facilities have now received an in-reach booster clinic under the program and additional return visits are currently being offered to ensure every resident has the opportunity to access a booster vaccine.

Oral antiviral treatments

Distribution of the oral anti-viral Lagevrio (Molnupiravir) commenced on 6 February 2022 to all RACFs with outbreak sites prioritised for delivery. As at 16 February 2022, the National Medical Stockpile has deployed 48,101 treatment courses of Lagevrio (Molnupiravir) to aged care facilities.

Infection control and audits

The Aged Care Quality and Safety Commission (Commission) conducts a range of site and non-site activities to monitor and assess residential aged care services, including site audits and assessment contacts (site and non-site) (see Table 3 below). In August 2020, the Commission commenced an infection control monitoring (ICM) spot check program in all Australian jurisdictions.

The ICM spot check program involves on-site visits to residential aged care services, without an outbreak, to check compliance with personal protective equipment (PPE) and infection control arrangements. The purpose of the ICM spot check is to observe infection control practices, to ensure that staff, management and visitors were adhering to safe personal protective equipment protocols and to safe infection control arrangements as required under the quality standards.

As at 25 February 2022, the Commission had conducted 4,226 ICM spot checks to observe infection control practices and PPE protocols in residential aged care facilities.

All residential aged care facilities are required to engage an onsite clinical lead to provide leadership and increase capacity in relation to infection prevention and control.

Under the Commonwealth-State Plan to boost aged care preparedness, states and territories are complementing the activity being undertaken by the Commission through additional site visits by state health services at the local level, which includes work relating to infection prevention and control. These visits are strengthening state health service relationships with local aged care services as part of the standing up of joint health aged care emergency response centres in each jurisdiction.

Table 3: Total Quality Assessment and Monitoring Activities with residential services (including IPC), by type and month 1 March 2020 to 24 February 2022

Regulatory Activities	2019-20 (1 Mar - 30 Jun 2020)	2020-21	2021-22 (to 10 Feb 2022)	Total
Site visits	318	3,452	984	4,754
Non-site activities	3,711	8,390	3,242	15,343
Total activities	4,029	11,842	4,226	20,097

Appendix 1: National residential aged care services with Active outbreaks COVID-19⁴

NAPS ID	Service Name	State	Resident Cases	Resident Deaths	Staff Cases	Total Incidents
1195	Adria Village Ltd	ACT	1	0	6	7
1201	Bill McKenzie Gardens	ACT	16	2	27	43
5649	Calvary Haydon Retirement Community	ACT	1	0	2	3
1207	Canberra Aged Care Facility	ACT	0	0	3	3
1210	Jindalee Aged Care Residence	ACT	23	1	40	63
23508	LDK Greenway Views	ACT	9	0	17	26
1190	Sir Leslie Morshead Manor	ACT	9	0	8	17
1142	Abernethy Nursing Home	NSW	0	0	3	3
5849	Advantaged Care at Bondi Waters	NSW	1	0	0	1
408	Allambie Heights Village Residential Aged Care Facility	NSW	2	0	2	4
7272	Anglicare Barry Marsh House	NSW	0	0	5	5
6385	Anthem	NSW	2	0	34	36
250	Aurrum Norah Head	NSW	6	0	7	13
22548	Australian Vietnamese Aged Care Services	NSW	12	0	28	40
210	BaptistCare Bethshan Gardens Centre	NSW	0	0	3	3
156	BaptistCare George Forbes House	NSW	3	0	3	6
718	BaptistCare Niola Centre	NSW	6	0	2	8
6381	Bayswater Gardens	NSW	1	0	5	6
755	Belmore Place Care Community	NSW	31	2	15	46
1162	Berkeley Vale Care Community	NSW	10	0	8	18
914	Bexley Care Centre	NSW	30	0	25	55
26558	Bill Newton VC Gardens	NSW	7	0	1	8
906	Blacktown Nursing Home	NSW	44	0	31	75
954	Bupa Ashbury	NSW	34	0	16	50
6957	Bupa Baulkham Hills	NSW	32	0	52	84

⁴ Data presented is based on numbers of cases and deaths as reported to the Department.

939	Canterbury Place Care Community	NSW	72	4	24	96
552	Carol Allen House	NSW	24	0	23	47
877	Caroline Chisholm Nursing Home	NSW	3	0	1	4
281	Catholic Healthcare Emmaus Village	NSW	0	0	7	7
1067	Catholic Healthcare Gertrude Abbott Aged Care	NSW	5	1	3	8
159	Catholic Healthcare Holy Spirit Aged Care	NSW	2	0	4	6
1031	Catholic Healthcare Lewisham Nursing Home	NSW	0	0	12	12
196	Catholic Healthcare McQuoin Park	NSW	12	0	2	14
103	Catholic Healthcare St Bedes Home	NSW	6	0	8	14
127	Catholic Healthcare St James Villa	NSW	7	0	15	22
277	Catholic Healthcare St Joseph's Aged Care	NSW	8	0	11	19
217	Catholic Healthcare St Mary's Retirement Village	NSW	0	0	2	2
6880	Catholic Healthcare St Peter's Lane Cove North	NSW	1	0	5	6
150	Cherrybrook Christian Care Centre	NSW	4	0	11	15
5456	Coastal Waters Aged Care	NSW	15	0	7	22
985	Coffs Harbour Legacy Nursing Home	NSW	0	0	13	13
650	Eileen Armstrong House	NSW	7	0	4	11
5490	Emmaus	NSW	13	0	0	13
454	Feros Village Byron Bay	NSW	1	0	5	6
429	Flinders Court	NSW	0	0	3	3
1038	Florence Price Gardens	NSW	0	0	2	2
556	Garrawarra Centre	NSW	0	0	5	5
6808	Hakea Grove Aged Care	NSW	8	0	6	14
99	HammondCare - Bond House	NSW	8	0	5	13
7975	HammondCare - Wahroonga	NSW	2	0	3	5
365	HammondCare - Waldegrave House	NSW	1	0	3	4
517	Heritage Illawong	NSW	0	0	4	4
5257	Hugh Cunningham Gardens	NSW	5	1	8	13
738	Hunters Hill Montefiore Home	NSW	15	0	22	37
866	Japara Brighton-Le-Sands	NSW	24	0	9	33

6383	Japara The Mariner	NSW	1	0	0	1
571	John Goodlet Manor	NSW	4	0	9	13
1161	Kanwal Gardens Care Community	NSW	52	6	38	90
5615	Kyogle Multi-Purpose Service	NSW	9	0	6	15
343	Lee Hostel	NSW	1	0	6	7
227	Lemongrove Gardens Hostel	NSW	1	0	3	4
6230	Lucy Chieng Aged Care Centre	NSW	3	1	12	15
6224	Macleay Valley House	NSW	10	1	22	32
1068	Maitland Grange Care Community	NSW	1	0	0	1
6226	Marco Polo Woonona Care Services	NSW	1	0	11	12
6923	Marcus Loane House	NSW	7	0	3	10
1045	Mareeba Aged Care	NSW	1	1	7	8
75	Maybanke Aged Care Plus Centre	NSW	0	0	2	2
668	Meadowbank Grove Care Community	NSW	6	0	3	9
22858	Melva McDonald Lodge	NSW	5	0	23	28
1000	Mildred Symons House	NSW	1	0	1	2
879	Miranda Aged Care Facility	NSW	14	0	6	20
6962	Moran Engadine	NSW	13	2	3	16
1164	Orange Grove Care Community	NSW	8	1	2	10
432	Pacific Lodge Aged Care Plus Centre	NSW	1	1	13	14
1064	Patrick Bugden VC Gardens	NSW	13	0	1	14
838	Peakhurst Nursing Home	NSW	3	0	0	3
6905	Pemulwuy Aged Care	NSW	11	0	4	15
444	Peninsula Villages Ltd	NSW	0	0	6	6
756	Peter Cosgrove House	NSW	5	0	0	5
339	Peter Sinclair Gardens	NSW	0	0	3	3
547	Presbyterian Aged Care - Ashfield	NSW	8	1	14	22
543	Presbyterian Aged Care - Thornleigh	NSW	0	0	8	8
5340	Raffles Assisted Aged Care	NSW	0	0	13	13
7973	Regis Elermore Vale	NSW	36	3	13	49

5671	Regis Port Macquarie	NSW	0	0	4	4
7977	Ron Middleton VC Gardens	NSW	16	0	25	41
945	Rosemore Aged Care	NSW	32	2	12	44
544	RSL ANZAC Village	NSW	2	0	1	3
605	S Antonio Da Padova Nursing Home	NSW	34	0	36	70
1014	Scalabrini Village Nursing Home (Austral)	NSW	45	5	52	97
1183	Scalabrini Village Nursing Home (Bexley)	NSW	3	0	8	11
22879	Sienna Grange Aged Care	NSW	3	0	3	6
1166	Sirius Cove Nursing Home	NSW	3	0	13	16
523	Southern Cross Care Greystanes Residential Aged Care	NSW	5	0	1	6
130	Southern Cross Care John Woodward Residential Aged Care	NSW	9	0	1	10
70	Southern Cross Care Orana Residential Aged Care	NSW	0	0	4	4
398	Southern Cross Care St Francis Residential Aged Care	NSW	0	0	8	8
214	Southern Cross Care Young Residential Aged Care ⁵	NSW	7	0	0	7
739	St Basil's Kensington	NSW	5	0	1	6
39	St Elizabeth Home	NSW	0	0	15	15
1070	St Lukes Nursing Home	NSW	6	0	12	18
1026	St Luke's Village	NSW	0	0	2	2
546	St Marys Villa Residential Aged Care	NSW	7	0	13	20
545	St Vincent's Care Services Auburn	NSW	19	0	6	25
6961	SummitCare Baulkham Hills	NSW	27	0	70	97
535	SummitCare Penrith	NSW	26	0	32	58
868	SummitCare Waverley	NSW	3	0	6	9
519	The Donald Coburn Centre	NSW	21	0	7	28
53	The Laurels	NSW	0	0	2	2
643	The Maronite Sisters Of The Holy Family Village	NSW	1	0	2	3
825	Thomas Street Lodge	NSW	0	2	11	11

⁵ This was incorrectly reported as 17 positive resident cases on 18 February 2022.

5870	Tweed River Care Community	NSW	2	0	1	3
395	Uniting Alblas Lodge Tamworth	NSW	1	0	10	11
6243	Uniting Arrunga Ermington	NSW	17	3	16	33
6378	Uniting Berry	NSW	18	0	3	21
409	Uniting Carroona Yamba	NSW	4	0	3	7
1059	Uniting Edinglassie Emu Plains	NSW	1	0	4	5
504	Uniting Edinglassie Lodge Penrith	NSW	17	0	6	23
1055	Uniting Garden Suburb	NSW	32	0	11	43
115	Uniting Kamilaroi Lane Cove	NSW	2	0	5	7
6233	Uniting Mingaletta Port Macquarie	NSW	13	0	19	32
441	Uniting Northaven Turramurra	NSW	20	1	20	40
167	Uniting Springwood	NSW	23	0	13	36
272	Uniting Thomas Roseby Lodge Marrickville	NSW	14	0	5	19
105	Vincent Court	NSW	0	0	3	3
7339	Warrigal Care Shell Cove	NSW	0	0	2	2
5709	Warrigal Mount Terry	NSW	82	10	53	135
56	Warrina Village Hostel	NSW	0	0	4	4
7259	Wesley Rayward	NSW	0	0	4	4
5700	William Cape Gardens	NSW	24	0	11	35
991	Yallaroo	NSW	8	0	2	10
4402	Flynn Lodge	NT	3	0	2	5
22967	Hetti Perkins	NT	45	1	25	70
4399	Juninga Centre	NT	1	0	3	4
6851	Kalano Flexible Aged Care Service (Katherine)	NT	11	0	1	12
6281	Malala Flexible Aged Care Service (Maningrida)	NT	1	0	9	10
6815	Pearl Supported Care	NT	3	0	7	10
22652	Pulkapulkka Kari Nursing Home and Hostel	NT	3	0	5	8
5397	Regis Tiwi	NT	3	0	16	19
4396	Terrace Gardens	NT	0	0	2	2
27727	Thamarrurr Development Corporation	NT	1	0	2	3

5591	Adventist Retirement Village - Victoria Pt	QLD	23	0	42	65
5269	Algerter Lodge	QLD	38	0	59	97
5971	Arcare North Lakes	QLD	11	0	5	16
23496	Arcare Pimpama	QLD	35	0	44	79
3633	Ashmore Retreat	QLD	2	0	2	4
3429	Benevolent Living	QLD	0	0	2	2
5651	Bethania Gardens	QLD	22	1	33	55
3431	Blue Care Emerald Avalon Aged Care Facility	QLD	0	0	2	2
3508	Blue Care Kirra Aged Care Facility	QLD	1	0	0	1
3679	Bolton Clarke Baycrest	QLD	1	0	1	2
3706	Bolton Clarke Fairways	QLD	8	0	4	12
3438	Bolton Clarke Fernhill	QLD	1	1	0	1
5643	Bolton Clarke Moreton Shores	QLD	15	0	2	17
3572	Broadwater Grove Care Community	QLD	59	0	21	80
19423	Bupa Cairns	QLD	54	3	37	91
3380	Cabanda Aged Care	QLD	29	0	20	49
3634	Capricorn Adventist Retirement Village	QLD	0	0	5	5
3602	Churches of Christ Gracehaven Aged Care Service	QLD	27	0	14	41
5521	Churches of Christ Kolan Gardens Aged Care Service	QLD	2	0	3	5
3418	Churches of Christ Moonah Park Aged Care Service	QLD	16	0	0	16
3591	De Paul Villa Aged Care	QLD	34	0	42	76
3659	Estia Health Mount Coolum	QLD	21	1	16	37
3701	Glenella Care	QLD	0	0	2	2
3473	Good Shepherd Lodge	QLD	1	0	0	1
3543	Immanuel Gardens	QLD	0	0	2	2
3884	Japara Noosa	QLD	6	0	17	23
22884	Kawana Waters Care Community	QLD	34	0	10	44
5173	Kirra Beach Care Community	QLD	0	0	4	4
26962	Kuba Natha Hostel	QLD	3	0	2	5
3545	Lions Haven For The Aged	QLD	4	0	5	9

3536	MiCare Prins Willem Alexander Lodge	QLD	1	0	0	1
5377	Mundubbera Multipurpose Health Service	QLD	1	0	1	2
3596	Mutkin Residential Aged Care	QLD	2	0	27	29
3906	Nambour Gardens Care Community	QLD	42	1	18	60
19367	Narangba Community Aged Care	QLD	6	0	9	15
3576	Nazareth House Wynnum	QLD	1	0	2	3
3736	North Rockhampton Nursing Centre	QLD	10	0	0	10
19391	Ozcare - Hervey Bay	QLD	2	0	1	3
3460	Ozcare Keith Turnbull Place	QLD	45	4	34	79
5944	Ozcare Parkwood Gardens	QLD	20	4	30	50
23525	Palm Lake Care Mt Warren Park	QLD	47	3	38	85
5466	Proserpine Nursing Home	QLD	4	0	22	26
3870	Redcliffe Aged Care Service	QLD	3	0	2	5
3704	Regis Gatton	QLD	32	0	6	38
3638	Regis Home Hill	QLD	2	0	2	4
3465	Regis Kirwan	QLD	5	0	1	6
3674	Regis Maroochydore	QLD	4	0	0	4
23367	Regis Sandgate - Griffith	QLD	13	0	8	21
3776	Rosalie Nursing Care Centre	QLD	14	0	3	17
3486	Salem	QLD	6	0	2	8
6268	Sandy Boyd Hostel	QLD	0	0	2	2
3522	Sinnamon Village - Jacobs Court	QLD	5	2	12	17
3520	Sinnamon Village - Nash Court	QLD	4	0	3	7
3626	Southern Cross Care Edens Landing - Connolly Court	QLD	4	0	5	9
5435	Southern Cross Care Facility Caloundra	QLD	7	0	22	29
3471	Southern Cross Care Holland Park - Duhig Village	QLD	0	0	2	2
6446	Southern Cross Care Stretton Gardens	QLD	1	0	0	1
3627	St Andrews	QLD	3	0	1	4
3544	St Vincent's Care Services Arundel	QLD	28	1	10	38
3436	St Vincent's Care Services Toowoomba - Hostel	QLD	0	0	2	2

7242	The Menzies @ Pacific Paradise	QLD	1	0	4	5
3387	The Plains	QLD	3	0	2	5
3443	Torbay	QLD	0	0	2	2
3851	TriCare Bundaberg Aged Care Residence	QLD	2	0	1	3
3893	TriCare Pimpama Aged Care Residence	QLD	3	0	0	3
3561	TriCare Pt Vernon Aged Care Residence	QLD	7	0	3	10
3688	TriCare Upper Mt Gravatt Aged Care Residence	QLD	5	0	1	6
3487	Trinder Park	QLD	18	0	3	21
5274	Villa Serena	QLD	1	0	0	1
3526	Wheller Gardens - John Wesley Gardens	QLD	1	0	0	1
3621	Woodlands Aged Care and NDIS Services	QLD	13	0	6	19
4252	ACH Group Residential Care - Kapara	SA	9	0	5	14
4031	Aldersgate Aged Care Services	SA	0	0	1	1
4287	Ananda Aged Care Findon	SA	11	2	17	28
4239	AnglicareSA Grange	SA	17	1	23	40
4149	Ashman Grove Aged Care Hostel	SA	4	0	3	7
4091	Barunga Village Incorporated	SA	3	0	4	7
4035	Bene Aged Care - The Italian Village	SA	7	0	7	14
4349	Bupa Woodville	SA	1	0	1	2
4159	Edenfield Family Care	SA	0	0	0	0
4382	Edenfield Family Care - Nerrilda	SA	1	0	3	4
4056	Edenfield Family Care - Ramsay	SA	4	0	7	11
4196	Eldercare Allambi	SA	15	0	28	43
4193	Eldercare Cottage Grove	SA	7	0	15	22
5797	Eldercare Seaford	SA	2	0	7	9
4197	Eldercare The Lodge	SA	18	0	27	45
4119	Eldercare The Village	SA	0	0	2	2
4120	Eldercare Trowbridge House	SA	4	0	17	21
4023	Estia Health Kadina	SA	0	0	2	2
7252	Estia Health Lockleys	SA	1	0	0	1

4238	Gloucester Residential Care	SA	22	1	42	64
4346	Hahndorf Residential Care Services	SA	4	0	6	10
5271	Hawksbury Gardens Aged Care Facility	SA	25	1	19	44
4242	Helping Hand Aged Care - Doreen Bond House	SA	12	0	25	37
4378	Helping Hand Aged Care - Parafield Gardens	SA	0	0	0	0
4059	Holly Residential Care Centre	SA	5	0	2	7
4142	John Paul II Village Residential Care	SA	0	0	1	1
6871	Kingston SE/Robe MPS	SA	3	0	2	5
4108	Lourdes Valley The Lodge Residential Care	SA	2	0	3	5
4249	Oakden Green	SA	5	2	4	9
6467	Oaklands Park Lodge Residential Care	SA	0	0	0	0
4284	Olive Grove Aged Care	SA	31	2	19	50
4370	Para Hills Residential Care	SA	5	0	8	13
4289	Regis Marleston	SA	4	0	2	6
4098	Resthaven Murray Bridge	SA	19	2	15	34
4132	Ridleyton Greek Home for the Aged	SA	63	6	60	123
6260	Seaview Village Aged Care Service	SA	1	0	0	1
4157	St Basil's at Croydon Park	SA	0	0	18	18
4376	Star Of The Sea Home For The Aged	SA	1	0	4	5
4115	Tanunda Lutheran Home	SA	0	0	5	5
4107	The Philip Kennedy Centre Residential Care	SA	2	0	3	5
4319	Walkerville Residential Care Centre	SA	0	0	2	2
4350	Westminster Village Nursing Home	SA	2	0	0	2
4274	Wheatfields Incorporated	SA	1	0	3	4
4379	Yeltana Nursing Home	SA	0	0	2	2
5047	Rosary Gardens	TAS	1	0	0	1
2964	Alan David Lodge	VIC	2	0	0	2
3043	Anzac Lodge Private Nursing Home	VIC	19	0	10	29
1987	Arcare Cheltenham	VIC	7	0	2	9
5912	Arcare Civic Manor	VIC	30	0	1	31

2637	Arcare Knox	VIC	1	0	0	1
19354	Baptcare The Orchards Community	VIC	8	0	2	10
1884	BlueCross Box Hill	VIC	1	0	0	1
3018	Brimlea Aged Care	VIC	30	4	36	66
2818	Cumberland Manor	VIC	13	0	1	14
1806	Dunmunkle Lodge Hostel	VIC	2	0	2	4
2333	Edenvale Manor Aged Care Facility	VIC	2	0	1	3
8028	Hepburn House	VIC	7	0	1	8
2657	Hope Aged Care Brunswick	VIC	52	2	18	70
2202	Jacaranda Village	VIC	9	0	0	9
5313	Japara Kelaston	VIC	11	1	6	17
1938	Mekong Vietnamese Aged Care	VIC	3	0	0	3
2027	Mercy Place Ave Maria	VIC	7	2	5	12
1944	Mercy Place Dandenong	VIC	5	0	2	7
2797	Millhaven Lodge	VIC	1	0	0	1
3042	Plumpton Villa Aged Care Facility	VIC	0	0	3	3
5316	Regis Cranbourne	VIC	1	0	0	1
2847	Regis Sunraysia	VIC	4	0	3	7
5268	St Vincent's Care Services Hawthorn	VIC	1	0	0	1
5501	The Belmont Residential Aged Care	VIC	1	0	0	1
2851	Westgate Aged Care Facility	VIC	18	0	1	19
26561	Aegis Shorehaven	WA	0	0	2	2
5888	Brightwater The Cove	WA	23	0	9	32
4673	Juniper Cygnet	WA	10	0	5	15