



# COVID-19 outbreaks in Australian residential aged care facilities

## National snapshot

As at 5:00pm 10 February 2022 there are 8,972 COVID-19 positive residents (4,190) and staff (4,782) in 987 active outbreaks in residential aged care facilities across Australia.

Table 1: Aged Care COVID-19 data as at 1700 of 10 February 2022<sup>1</sup>

<b>Active outbreaks</b>	<b>987</b>
Resident cases – total cases associated with active outbreaks	8,797
Resident cases – total cases currently active (total cases minus recovered cases and deceased)	4,190
Staff cases – total cases associated with current active outbreaks	10,174
Staff cases – total cases currently active (total cases minus recovered cases and deceased, noting no deaths recorded to date)	4,782
Total number of deaths since the start of the pandemic	1,619 <sup>2</sup>
Total number of residential aged care facilities that have had an outbreak - Cumulative total since the beginning of the pandemic	2,033
Total number of outbreaks at residential aged care facilities – Cumulative total since the beginning of the pandemic	2,901
Resident cases – Cumulative total since the beginning of the pandemic	17,002
Staff cases - Cumulative total since the beginning of the pandemic	19,067

<sup>1</sup> Includes transition care

<sup>2</sup> There were 685 deaths in 2020, 282 deaths in 2021 and, as at 11 February 2022 652 in 2022.

## Analysis

### Current situation in Australia

Joint arrangements are in place in all states and territories with active outbreak sites to support facilities with outbreaks and additional support for State emergency operation centres is being provided as the need arises. In Victoria, the Victorian Aged Care Response Centre is also fully operational, with Commonwealth and Victorian Government officials working closely together in a coordinated effort to respond to aged care outbreaks across the state.

As at 12:00 hrs 11 February 2022 there has been a total of 2,462,729 cases of COVID-19 reported, including 256,794 active cases and 4,431 deaths in Australia.

As at 10 February 2022 there are:

- 987 active outbreaks in residential aged care facilities nationally – 503 in NSW, 180 in Victoria, 86 in SA, 188 in QLD, 7 in TAS, 5 in the NT, and 18 in the ACT.
- 4,190 residents and 4,782 staff currently COVID-19 positive in active outbreaks.
  - Of the residents, 2,513 are in NSW, 647 in Victoria, 138 in SA, 803 in QLD, 34 in TAS, 2 in the NT and 53 in the ACT.
  - Of the staff, 3,267 are in NSW, 472 in Victoria, 110 in SA, 803 in QLD, 19 in TAS, 19 in NT and 92 in the ACT.
- 652 deaths have been reported in 2022 (a total of 1,619 since beginning of pandemic: 685 in 2020; 282 in 2021 and 652 in 2022).

Case numbers and numbers of deaths are dependent upon reporting from facilities and validation of deaths from state and territory governments. In some cases this may be delayed, reflecting case numbers reported during a period rather than necessarily occurring during this period.

Determining cause of death rests with the States and Territories. In many cases where the resident has comorbidities, confirming a COVID death may take time and be impacted by findings from coronial inquiries. Reported COVID deaths are subject to change following these inquiries.

Further investigations are underway with State and Territory Governments to confirm 2021 and 2022 numbers reflect official and agreed deaths data.

Given the high caseload in January 2022 cases were not being identified as resolved and had been previously reported as active cases. Instead all cases associated with active outbreaks (recovered, deceased and active) were being reported.

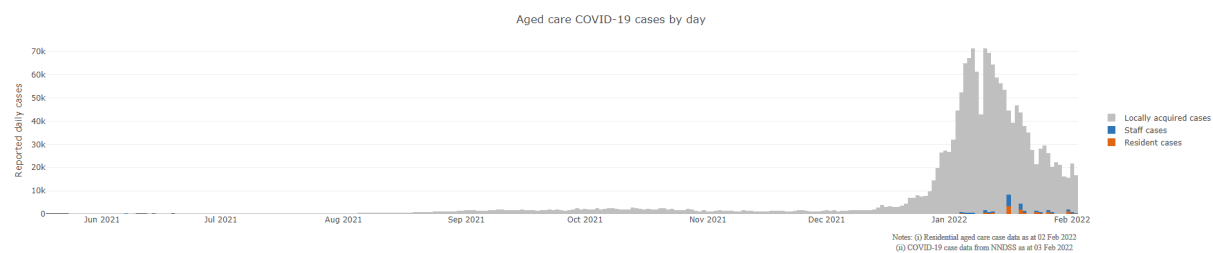
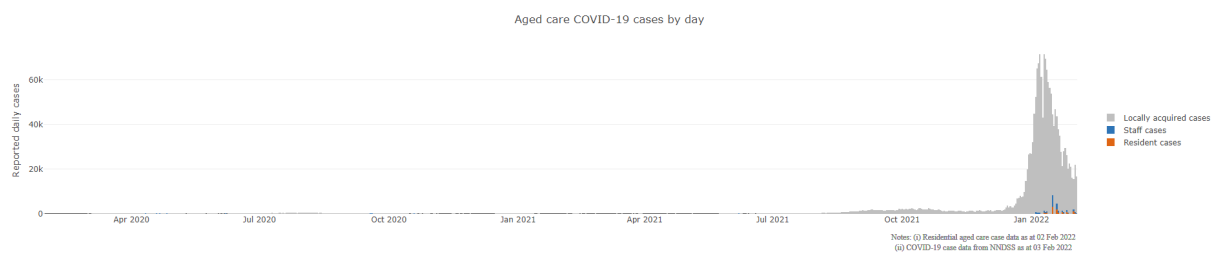
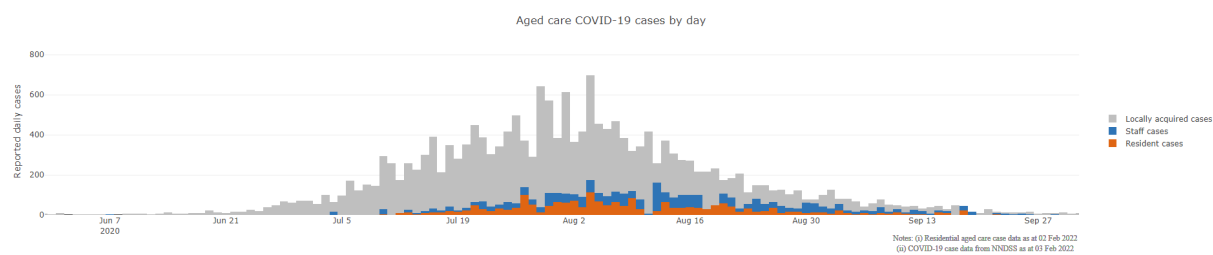
These numbers are under constant review and confirmation from facilities. Cases are considered to be resolved once a resident or staff member ceases to be symptomatic and has completed their isolation period, in line with national guidance.

A review of all facilities has led to a reduction in cases being reported as active in this report.

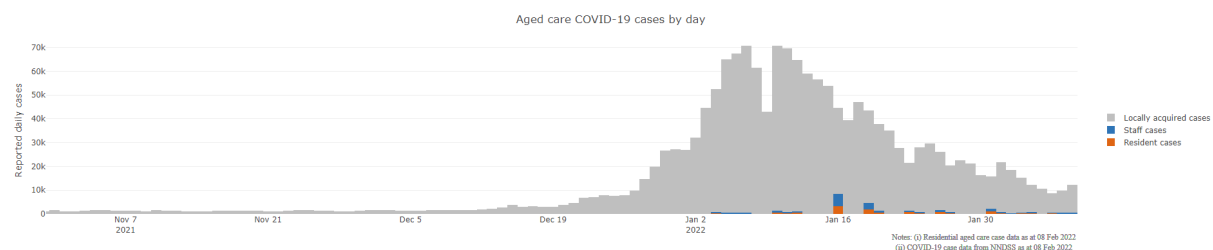
An outbreak is considered to be active pending advice from the relevant Public Health Unit. This typically occurs when there are no longer any symptomatic or potentially infectious cases and will occur after the isolation period.

All numbers are subject to further change as additional information is reported to the Department of Health.

**Figure 1: Number of daily reported COVID-19 cases in Australian residential aged care Facilities overlayed with national locally acquired cases<sup>3</sup>**



### November 2021 to January 2022



### International comparisons

During the COVID-19 pandemic, no country has been able to avoid outbreaks or deaths in residential aged care when there has been widespread community transmission.

The Australian death rate is 0.74 per cent (7.4 in 1,000) against the total number of residential aged care beds across the country.

By comparison, Canada has experienced over 10 times the number of deaths in care homes than Australia as at 11 February 2022.

- As at 11 February 2022, Canada had experienced 34,753 deaths. This includes 16,345 deaths at residential in care homes (or 47 per cent).

<sup>4</sup> National daily cases sourced from NNDSS data as at 16 December 2021 and are filtered to locally acquired cases. Case numbers reflect the date of reporting which may differ to diagnosis date. Residential aged care facility staff and resident data sourced from the Department of Health Aged Care COVID Liaison Team. Totals reflect the date of case report and may be affected by delayed reporting.

<sup>3</sup> 'RACF' refers to cases in residential aged care facilities (staff and residents)

- 59 per cent of all aged care homes in Canada have had reported cases of COVID-19 in residents or staff (compared to 75 per cent in Australia).

### Workforce in active residential aged care outbreaks

As at 11 February 2022, workforce surge staff have filled 81,833 shifts in aged care services impacted by COVID-19, these shifts include roles for GPs, nurses, care workers, allied health workers, executive and ancillary staff. This includes:

**Table 2: Workforce resources supplied to residential aged care facilities**

Agency	Resources Supplied (as at 11 February 2022)
State and NACER (National Aged Care Emergency Response) Teams	Tasmanian Government: 7 clinical and 2 support staff. Western Australian Government: 19 clinical personnel and 4 support staff. South Australian Government: 18 clinical personnel and 4 support staff. 12 NACER teams (70 personnel) have been deployed. The deployment of State and NACER teams is now complete.
Recruitment, Consulting, and Staffing Association (RCSA)	Staff supplied to fill 45,270 shifts.
Healthcare Australia	Staff supplied filled 7,271 shifts for workforce surge and 2,295 shifts for NACER teams.
Mable	Supplied 130 staff to fill 2,711 shifts.
Aspen Medical	14,733 shifts filled, including clinical first responder deployments.
Health X	Supplied 95 staff to fill 6,804 shifts.
Torrens Health	Supplied 2,749 shifts in surge workforce roles.
Residential Aged Care Visitation Assistant (RACVA)	RACVAs completed 2,733 shifts.
Australian Defence Force Personnel	38 ADF personnel deployed nationally, supporting 13 RACF in Victoria, 12 in South Australia and 13 in Queensland

The Government is deploying up to 1,700 Australian Defence Force (ADF) personnel to assist stabilise outbreaks and support staff shortages in residential aged care facilities.

Up to 200 personnel in each state and territory, or up to 1,700 personnel, will be deployed nationally if required. Of these, 100 ADF personnel will provide clinical support and 1,600 ADF personnel will provide general duty support.

### **Provision of personal protective equipment (PPE)**

A range of resources and online training on the use of PPE is available on the Department's website for aged care workers.

Since March 2020, the Commonwealth Government has been working with state and territory governments to ensure aged care facilities have sufficient PPE. PPE is dispatched both directly from the National Medical Stockpile (NMS) and by jurisdictions on the NMS' behalf, depending on the specific circumstances.

As at 10 February 2022, the NMS has provided aged care facilities with approximately:

- 47.3 million masks
- 17.8 million gowns
- 50.3 million gloves
- 13.6 million goggles and face shields
- 200,000 bottles of hand sanitiser

### **Testing of aged care residents and staff**

#### **Rapid Antigen Testing for Aged Care**

The Australian Government, through the Department of Health, made COVID-19 rapid antigen testing (RAT) kits available to residential aged care facilities and short-term restorative care (aged care services) in high transmission-risk areas and experiencing outbreaks.

Since August 2021, more than 12.2 million RATs have been distributed to aged care facilities. More than 78 million have been purchased by the Australian Government and these are being prioritised for aged care.

#### **Sonic Weekly Testing**

As at 8 February 2022, under contract with the Commonwealth, Sonic Healthcare has conducted 1,557,864 COVID 19 PCR tests at 2,912 unique residential aged care facilities (RACFs) nationally. Of the 1,557,864 PCR tests conducted, 22,404 have been positive.

#### **Vaccination in Residential Aged Care Facilities**

As at 11 February 2022, a total of 483,647 doses have been administered to residents in residential aged care facilities.

The Australian Government's COVID-19 booster vaccination program for residential aged care facilities has commenced. Consistent with the initial vaccine roll-out to residential aged care, the booster program will start with in-reach clinics, delivered primarily by vaccine administration providers under contract arrangements to the Commonwealth. Boosters can also be delivered by residential aged care facility self-management and GP and pharmacy in-reach clinics.

All residential aged care facilities have now received an in-reach booster clinic, except a small number of sites currently experiencing active outbreaks.

#### **Oral antiviral treatments**

Distribution of the oral anti-viral Lagevrio (Molnupiravir) commenced on 6 February 2022 to all RACFs with outbreak sites prioritised for delivery. As at 11 February 2022, the National Medical Stockpile has deployed approximately 48,000 treatment courses of Lagevrio (Molnupiravir) to aged care facilities.

## Infection control and audits

The Aged Care Quality and Safety Commission (Commission) conducts a range of site and non-site activities to monitor and assess residential aged care services, including site audits and assessment contacts (site and non-site) (see Table 3 below). In August 2020, the Commission commenced an infection control monitoring (ICM) spot check program in all Australian jurisdictions.

The ICM spot check program involves on-site visits to residential aged care services, without an outbreak, to check compliance with personal protective equipment (PPE) and infection control arrangements. The purpose of the ICM spot check is to observe infection control practices, to ensure that staff, management and visitors were adhering to safe personal protective equipment protocols and to safe infection control arrangements as required under the quality standards.

As at 3 February 2022, the Commission had conducted 3,040 ICM spot checks to observe infection control practices and PPE protocols in residential aged care facilities.

All residential aged care facilities are required to engage an onsite clinical lead to provide leadership and increase capacity in relation to infection prevention and control.

Under the Commonwealth-State Plan to boost aged care preparedness, states and territories are complementing the activity being undertaken by the Commission through additional site visits by state health services at the local level, which includes work relating to infection prevention and control. These visits are strengthening state health service relationships with local aged care services as part of the standing up of joint health aged care emergency response centres in each jurisdiction.

**Table 3: Total Quality Assessment and Monitoring Activities with residential services (including IPC), by type and month 1 March 2020 to 10 February 2022**

Regulatory Activities	2019-20 (1 Mar - 30 Jun 2020)	2020-21	2021-22 (to 10 Feb 2022)	Total
Site visits	318	3,452	768	4,538
Non-site activities	3,711	8,378	3,166	15,255
Total activities	4,029	11,830	3,934	19,793

## Appendix 1: National residential aged care services with Active outbreaks COVID-19<sup>4</sup>

NAPSID	Service	State	Resident Cases	Resident Deaths	Staff Cases	Total cases
1206	BaptistCare Griffith	ACT	0	0	16	16
1201	Bill McKenzie Gardens	ACT	15	2	24	39
1209	Fred Ward Gardens	ACT	2	0	7	9
1193	Goodwin Ainslie (Goodwin House)	ACT	7	0	7	14
1203	Goodwin Monash	ACT	4	0	26	30
23508	LDK Greenway Views	ACT	1	0	4	5
7984	Mona Tait Gardens	ACT	0	0	2	2
1198	Mountain View Aged Care Plus Centre	ACT	3	0	9	12
6571	Pines Living	ACT	10	0	31	41
1192	RFBI Holt Masonic Village	ACT	1	0	2	3
1190	Sir Leslie Morshead Manor	ACT	3	0	6	9
6311	Southern Cross Care Campbell Residential Aged Care	ACT	1	0	2	3
1188	Southern Cross Care Ozanam Residential Aged Care	ACT	0	0	17	17
1200	St Andrews Village Hostel	ACT	18	1	9	27
1202	Uniting Eabrai Weston ACT	ACT	0	0	6	6
1208	Uniting Mirinjani Weston ACT	ACT	1	0	0	1
1196	Villaggio Sant Antonio Hostel	ACT	17	1	18	35
7990	Warrigal Care Calwell	ACT	33	2	38	71
978	Abbey House Aged Care	NSW	3	0	1	4
1142	Abernethy Nursing Home	NSW	0	0	2	2
211	Adelene Court Hostel	NSW	1	0	1	2
1029	Adelene Nursing Home	NSW	1	0	5	6
5849	Advantaged Care at Bondi Waters	NSW	5	0	2	7
6237	Advantaged Care at Georges Manor	NSW	36	5	27	63

<sup>4</sup> Data presented is based on numbers of cases and deaths as reported to the Department.

NAPSID	Service	State	Resident Cases	Resident Deaths	Staff Cases	Total cases
933	Adventist Nursing Home	NSW	21	0	36	57
183	Agris Hutrof House	NSW	13	2	8	21
5310	Alexander Aged Care	NSW	32	2	36	68
83	Alexander Campbell House	NSW	2	0	2	4
7253	Alkira Gardens	NSW	3	0	5	8
408	Allambie Heights Village Residential Aged Care Facility	NSW	2	0	2	4
827	Amaroo Aged Care Facility	NSW	1	0	3	4
1135	Anglican Care Cedar Wharf Lodge	NSW	20	0	13	33
254	Anglican Care Greenmount Gardens	NSW	2	1	4	6
529	Anglican Care Jesmond Grove	NSW	5	0	6	11
23517	Anglican Care Mirrabooka Place	NSW	1	0	0	1
246	Anglican Care Storm Village	NSW	8	1	14	22
5843	Anglican Care Warnervale Gardens	NSW	3	0	0	3
7272	Anglicare Barry Marsh House	NSW	0	0	4	4
891	Annandale Grove Care Community	NSW	16	0	14	30
10964	Annie Green Court	NSW	3	0	2	5
6385	Anthem	NSW	2	0	2	4
22821	Arcare Glenhaven	NSW	0	0	6	6
5858	Arcare Kanwal	NSW	8	0	16	24
27493	Arcare Mollymook	NSW	0	0	2	2
10975	Arcare Oatlands	NSW	0	0	2	2
22057	Arcare Warriewood	NSW	0	0	21	21
163	Archbold House Aged Care Facility	NSW	0	0	5	5
19290	Arthur Blackburn VC Gardens	NSW	10	0	4	14
141	Ascott Gardens	NSW	9	0	6	15
613	Ashburn House Aged Care Facility	NSW	13	0	6	19
15	Ashfield Terrace Care Community	NSW	1	0	15	16
617	Ashwood Residential Care Service	NSW	36	0	31	67



NAPSID	Service	State	Resident Cases	Resident Deaths	Staff Cases	Total cases
795	Auburn Glen Care Community	NSW	0	0	2	2
5419	Aurrum Erina	NSW	2	0	20	22
1121	Aurrum Kincumber	NSW	1	0	7	8
250	Aurrum Norah Head	NSW	1	0	1	2
22548	Australian Vietnamese Aged Care Services	NSW	7	0	28	35
9	Autumn Lodge Butler Street	NSW	6	0	8	14
121	Autumn Lodge Hostel	NSW	0	0	2	2
5536	Bangalor Retreat	NSW	19	0	11	30
5546	BaptistCare Aminya Centre	NSW	0	0	2	2
79	BaptistCare Cooina Court	NSW	2	1	6	8
305	BaptistCare Dorothy Henderson Lodge	NSW	0	0	13	13
156	BaptistCare George Forbes House	NSW	0	0	5	5
5	BaptistCare Maranoa Centre - Alstonville	NSW	1	0	6	7
500	BaptistCare Morven Gardens Centre	NSW	1	0	6	7
718	BaptistCare Niola Centre	NSW	24	0	22	46
5565	BaptistCare Shalom Centre	NSW	2	0	5	7
6814	BaptistCare The Gracewood Centre	NSW	3	0	4	7
1024	Bathurst Riverview Care Community	NSW	8	0	5	13
6381	Bayswater Gardens	NSW	1	0	5	6
951	Beechwood Aged Care	NSW	7	0	2	9
833	Beecroft House Aged Care	NSW	1	0	5	6
755	Belmore Place Care Community	NSW	25	1	14	39
7982	Benjamin Short Grove	NSW	1	0	3	4
6216	Beresford Hall	NSW	1	0	2	3
1162	Berkeley Vale Care Community	NSW	5	0	0	5
1181	Bernard Chan Nursing Home	NSW	0	0	2	2
1080	Bethany Aged Care Plus Centre	NSW	7	0	4	11
627	Bethel Lodge	NSW	1	0	7	8
914	Bexley Care Centre	NSW	6	0	2	8

NAPSID	Service	State	Resident Cases	Resident Deaths	Staff Cases	Total cases
906	Blacktown Nursing Home	NSW	19	0	26	45
22953	Blacktown Terrace Care Community	NSW	22	1	23	45
630	Blakehurst Aged Care Centre	NSW	11	0	26	37
110	Blue Haven Bonaira	NSW	2	0	22	24
5432	Blue Hills Manor	NSW	2	0	7	9
28082	BlueWave Living	NSW	12	0	27	39
793	Bolton Clarke Cabrini	NSW	0	1	9	9
6198	Bolton Clarke Darlington	NSW	1	0	8	9
426	Bolton Clarke Macquarie View - Bolton Point	NSW	1	1	7	8
240	Bolton Clarke Winders Lodge	NSW	2	1	4	6
237	Borella House	NSW	5	1	7	12
22792	Boronia House	NSW	39	4	42	81
1060	Bossley Parkside Care Community	NSW	86	9	39	125
126	Brother Alberts Home	NSW	2	0	35	37
450	Bundaleer Gardens Hostel	NSW	0	0	5	5
954	Bupa Ashbury	NSW	34	1	16	50
949	Bupa Ashfield	NSW	6	0	6	12
6964	Bupa Bankstown	NSW	34	1	42	76
534	Bupa Banora Point	NSW	3	0	9	12
33	Bupa Bateau Bay	NSW	0	0	19	19
6957	Bupa Baulkham Hills	NSW	28	4	52	80
854	Bupa Bexley	NSW	8	1	6	14
5391	Bupa Dural	NSW	35	0	35	70
1036	Bupa Kempsey	NSW	21	0	27	48
956	Bupa Maroubra	NSW	36	0	22	58
5256	Bupa Mosman	NSW	0	0	5	5
897	Bupa North Rocks	NSW	47	2	46	93
6239	Bupa Pottsville Beach	NSW	9	0	8	17
20701	Bupa Seaforth	NSW	2	0	20	22

NAPSID	Service	State	Resident Cases	Resident Deaths	Staff Cases	Total cases
20699	Bupa St Ives	NSW	3	0	10	13
6231	Bupa Sutherland	NSW	9	0	5	14
526	Bupa Tamworth	NSW	0	0	12	12
6583	Bupa Willoughby	NSW	1	0	0	1
46	Byron Aged Care	NSW	0	0	3	3
569	Calvary Cessnock Retirement Community	NSW	3	0	5	8
1173	Calvary Ryde Retirement Community - Mary Potter Residential Care	NSW	6	0	1	7
309	Calvary St Francis Retirement Community	NSW	4	0	2	6
486	Calvary Tanilba Shores Retirement Community	NSW	1	0	1	2
642	Canberra Nursing Home	NSW	32	4	30	62
939	Canterbury Place Care Community	NSW	72	4	24	96
679	Carino Care at Oatley	NSW	21	1	15	36
552	Carol Allen House	NSW	19	0	22	41
877	Caroline Chisholm Nursing Home	NSW	3	0	1	4
923	Casa Mia Aged Care Centre	NSW	11	1	1	12
10914	CASS Residential Aged Care Facility	NSW	0	0	8	8
112	Catholic Healthcare Bethlehem House	NSW	0	0	2	2
554	Catholic Healthcare Bodington	NSW	0	0	5	5
281	Catholic Healthcare Emmaus Village	NSW	0	0	7	7
133	Catholic Healthcare George Mockler Hostel	NSW	8	0	0	8
1067	Catholic Healthcare Gertrude Abbott Aged Care	NSW	10	0	13	23
159	Catholic Healthcare Holy Spirit Aged Care	NSW	2	0	4	6
27500	Catholic Healthcare Holy Spirit Casula	NSW	37	1	40	77
5635	Catholic Healthcare Holy Spirit Croydon	NSW	0	0	13	13
576	Catholic Healthcare Holy Spirit Dubbo	NSW	0	0	2	2

NAPSID	Service	State	Resident Cases	Resident Deaths	Staff Cases	Total cases
1031	Catholic Healthcare Lewisham Nursing Home	NSW	0	0	10	10
302	Catholic Healthcare Lewisham Retirement Hostel	NSW	8	0	5	13
196	Catholic Healthcare McQuoin Park	NSW	12	0	2	14
268	Catholic Healthcare Percy Miles Villa	NSW	1	0	4	5
851	Catholic Healthcare St Anne's Aged Care	NSW	0	0	2	2
103	Catholic Healthcare St Bedes Home	NSW	6	0	8	14
127	Catholic Healthcare St James Villa	NSW	7	0	15	22
102	Catholic Healthcare St Joseph Aged Care	NSW	3	0	4	7
277	Catholic Healthcare St Joseph's Aged Care	NSW	8	0	7	15
217	Catholic Healthcare St Mary's Retirement Village	NSW	0	0	2	2
7619	Catholic Healthcare St Paul's Residential Aged Care	NSW	0	0	3	3
6880	Catholic Healthcare St Peter's Lane Cove North	NSW	1	0	5	6
278	Catholic Healthcare The Sister Anne Court Aged Care	NSW	7	0	13	20
5179	Catholic Healthcare Villa Maria Centre	NSW	1	0	5	6
176	Catholic Healthcare Vincentian Aged Care Service	NSW	3	0	3	6
5708	Chamberlain Gardens Aged Care	NSW	0	0	4	4
400	Charingfield	NSW	2	0	1	3
498	Charles Chambers Court	NSW	1	0	9	10
150	Cherrybrook Christian Care Centre	NSW	4	0	11	15
241	Chester Hill Village	NSW	1	0	0	1
7222	Chiswick Manor Care Community	NSW	1	0	6	7
216	Christophorus House Hostel	NSW	9	0	11	20

NAPSID	Service	State	Resident Cases	Resident Deaths	Staff Cases	Total cases
348	Clelland Lodge	NSW	0	0	4	4
655	Clover Lea Nursing Home	NSW	18	1	20	38
5456	Coastal Waters Aged Care	NSW	4	0	2	6
985	Coffs Harbour Legacy Nursing Home	NSW	0	0	4	4
5169	Coffs Haven Residential Care Service	NSW	0	0	12	12
701	Columbia Aged Care Services - Acacia Centre	NSW	9	0	5	14
932	Columbia Aged Care Services - Strathdale Centre	NSW	32	1	20	52
6229	Columbia Aged Care Services - Willowood Centre	NSW	25	2	35	60
507	Concord Community Hostel	NSW	6	0	9	15
5467	Courtlands Aged Care Facility	NSW	7	0	24	31
1075	Crowley Retirement Village	NSW	0	0	19	19
3	Dellacourt	NSW	8	0	18	26
1156	Denhams Beach Care Community	NSW	1	0	2	3
979	Dorothy Boyt House	NSW	0	0	7	7
1017	Dubbo Homestead Care Community	NSW	24	2	9	33
22861	Dudley Foord House	NSW	6	0	10	16
22789	Dural House Aged Care	NSW	1	0	0	1
5867	Durham Green Lodge Memory Care	NSW	23	2	14	37
650	Eileen Armstrong House	NSW	7	0	4	11
430	Elizabeth Jenkins Place Aged Care Plus Centre	NSW	15	0	20	35
492	Elizabeth Lodge (Rushcutters Bay)	NSW	1	0	4	5
195	Elizabeth Lodge Hostel	NSW	1	0	7	8
5490	Emmaus	NSW	9	0	6	15
550	Estia Health Bankstown	NSW	51	4	49	100
941	Estia Health Bexley Park	NSW	18	0	5	23
26994	Estia Health Blakehurst	NSW	2	0	4	6

NAPSID	Service	State	Resident Cases	Resident Deaths	Staff Cases	Total cases
641	Estia Health Camden	NSW	81	3	69	150
1041	Estia Health Figtree	NSW	0	0	3	3
828	Estia Health Kilbride	NSW	125	9	65	190
1170	Estia Health Kogarah	NSW	13	0	9	22
882	Estia Health Manly Vale	NSW	4	0	8	12
940	Estia Health Merrylands	NSW	17	2	42	59
5462	Estia Health Willoughby	NSW	5	0	0	5
881	Fairfield Nursing Home	NSW	36	1	23	59
873	Ferndale Gardens Aged Care Facility	NSW	15	1	9	24
484	Feros Village Bangalow	NSW	0	0	6	6
454	Feros Village Byron Bay	NSW	1	0	5	6
294	Feros Village Wommin Bay	NSW	3	0	4	7
502	Fig Tree Point Aged Care Facility	NSW	2	0	6	8
1120	Finley Regional Care	NSW	9	0	11	20
399	Fitzgerald Memorial Aged Care Facility Limited	NSW	3	1	8	11
429	Flinders Court	NSW	0	0	3	3
1038	Florence Price Gardens	NSW	0	0	2	2
497	Frederic House	NSW	2	0	9	11
22921	Gallipoli Home	NSW	0	0	6	6
942	Garden View Nursing Home	NSW	4	0	5	9
1077	Garden Village	NSW	8	0	16	24
556	Garrawarra Centre	NSW	0	0	11	11
5868	Georges Estate Health & Aged Care	NSW	16	0	14	30
226	Glaica House	NSW	0	0	10	10
508	Glengarry	NSW	0	0	3	3
872	Glenwood Nursing Home	NSW	16	0	10	26
6153	Goodhew Gardens	NSW	2	0	1	3
672	Goondee Aged Care Home	NSW	2	0	3	5

NAPSID	Service	State	Resident Cases	Resident Deaths	Staff Cases	Total cases
557	Governor Phillip Manor	NSW	1	0	12	13
438	Greenhills Lodge	NSW	2	0	3	5
886	Greenwood Aged Care	NSW	5	0	10	15
7275	Gumleigh Gardens Hostel	NSW	2	0	1	3
720	Gymea Bay Aged Care	NSW	5	0	4	9
6808	Hakea Grove Aged Care	NSW	2	0	5	7
99	HammondCare - Bond House	NSW	2	0	4	6
8075	HammondCare - Cardiff	NSW	11	0	12	23
25039	HammondCare - Darlinghurst	NSW	4	0	5	9
512	HammondCare - Leighton Lodge	NSW	26	0	19	45
442	HammondCare - Princess Juliana Lodge	NSW	5	0	2	7
676	HammondCare - Southwood	NSW	19	0	9	28
365	HammondCare - Waldegrave House	NSW	1	0	3	4
385	HammondCare Waratah	NSW	1	0	2	3
1016	Harbison Burradoo	NSW	7	2	13	20
228	Haydays Retirement Hostel	NSW	2	0	3	5
532	Heritage Botany	NSW	1	0	4	5
517	Heritage Illawong	NSW	0	0	4	4
862	Heritage Kingswood	NSW	3	0	11	14
6175	Heritage Lodge Assisted Aged Care	NSW	0		0	0
915	Heritage Queanbeyan	NSW	0	0	3	3
6377	Hillside at Figtree	NSW	0	0	4	4
6803	Hixson Gardens Aged Care Facility	NSW	25	2	37	62
7616	Homewood Gardens	NSW	3	0	2	5
922	Homewood Nursing Home	NSW	54	0	48	102
1139	Horton House and Warmington Lodge	NSW	0	0	3	3
5257	Hugh Cunningham Gardens	NSW	4	0	8	12
738	Hunters Hill Montefiore Home	NSW	0		0	0
960	Huntingdon Gardens Aged Care Facility	NSW	15	1	39	54

NAPSID	Service	State	Resident Cases	Resident Deaths	Staff Cases	Total cases
50	IBIS Care Miranda	NSW	9	0	1	10
65	Illawarra Diggers	NSW	1	0	3	4
341	Illawarra Multi-Cultural Village Hostel	NSW	9	0	9	18
5453	Indochinese Aged Care Services	NSW	0	0	17	17
5180	IRT Crown Gardens	NSW	1	0	1	2
1116	IRT Culburra Beach	NSW	2	1	1	3
205	IRT Diment Towers	NSW	2	0	1	3
5276	IRT Greenwell Gardens	NSW	2	0	4	6
1063	IRT Sarah Claydon	NSW	1	0	0	1
982	IRT Tarrawanna Care Centre	NSW	1	0	3	4
173	IRT Thomas Holt Kirrawee	NSW	5	0	4	9
422	IRT William Beach Gardens	NSW	4	0	4	8
1021	IRT Woonona	NSW	5	1	14	19
333	Jacaranda Grove Hostel	NSW	0	0	3	3
175	James Milson Village North Sydney	NSW	2	0	2	4
527	James Milson Village Woolwich	NSW	6	0	5	11
27611	Japara Corymbia	NSW	6	0	12	18
6383	Japara The Mariner	NSW	0	0	3	3
988	Jean Ross House	NSW	0	0	2	2
683	Jesmond Aged Care	NSW	0	0	2	2
5875	Jonathan Rogers GC House	NSW	1	0	0	1
132	Juliana Village	NSW	4	0	3	7
1161	Kanwal Gardens Care Community	NSW	52	0	37	89
735	Katoomba Views Care Community	NSW	3	0	7	10
824	Killara Gardens Aged Care	NSW	17	0	30	47
19285	Kintyre Lodge - Dubbo	NSW	8	1	12	20
452	Koonambil Aged Care	NSW	1	0	5	6
1051	Kurrajong & District Community Nursing Home	NSW	0	0	4	4



NAPSID	Service	State	Resident Cases	Resident Deaths	Staff Cases	Total cases
1153	Lady Of Grace Nursing Home	NSW	23	1	9	32
691	Lansdowne Aged Care Facility	NSW	40	3	38	78
6915	Lansdowne Gardens	NSW	0	0	5	5
479	Lara Aged Care	NSW	20	0	22	42
1148	Laurieton Lakeside Aged Care Residence	NSW	20	0	19	39
5427	Leeton Hospital	NSW	7	0	9	16
471	Leigh Place	NSW	3	0	6	9
227	Lemongrove Gardens Hostel	NSW	1	0	3	4
6230	Lucy Chieng Aged Care Centre	NSW	3	1	12	15
23615	MacKillop House	NSW	0	0	4	4
6224	Macleay Valley House	NSW	10	1	22	32
11	Macquarie Lodge Aged Care Plus Centre	NSW	11	0	13	24
1068	Maitland Grange Care Community	NSW	1	0	1	2
930	Manly Hillside Care Community	NSW	12	0	5	17
973	Manly Vale Nursing Home	NSW	50	1	35	85
239	Maranatha House	NSW	4	0	8	12
6226	Marco Polo Woonona Care Services	NSW	1	0	11	12
6923	Marcus Loane House	NSW	7	0	3	10
1045	Mareeba Aged Care	NSW	1	1	7	8
5856	Mark Moran at Little Bay	NSW	0	0	6	6
705	Maroba Nursing Home	NSW	16	0	17	33
965	Maroubra Shores	NSW	0	0	5	5
416	Mary Andrews Retirement Village Hostel	NSW	0	0	5	5
503	Mater Christi Aged Care Facility	NSW	11	1	23	34
75	Maybanke Aged Care Plus Centre	NSW	0	0	2	2
668	Meadowbank Grove Care Community	NSW	6	0	3	9
149	Melrose Cottage Settlement	NSW	0	0	11	11
22858	Melva McDonald Lodge	NSW	5	0	23	28
903	Mercy Aged Care Services (Singleton)	NSW	1	0	7	8

NAPSID	Service	State	Resident Cases	Resident Deaths	Staff Cases	Total cases
1000	Mildred Symons House	NSW	1	0	1	2
621	Milford House Nursing Home	NSW	0	0	8	8
5523	Minchinbury Manor	NSW	1	0	7	8
879	Miranda Aged Care Facility	NSW	14	0	6	20
885	Mona Vale House	NSW	0	0	3	3
889	Mona Vale View Care Community	NSW	0	0	3	3
5258	Montana Aged Care Facility	NSW	1	1	4	5
6962	Moran Engadine	NSW	1	0	0	1
6809	Moran Kellyville	NSW	28	3	37	65
6801	Moran Sylvania	NSW	2	0	8	10
332	Mountain View Lodge Hostel	NSW	2	0	2	4
894	Moyne Aged Care Plus Centre (2519)	NSW	6	0	7	13
1072	Mudgee Grove Care Community	NSW	0	0	2	2
262	Murray Vale Shalem Hostel	NSW	1	0	0	1
1073	Murwillumbah Greens Care Community	NSW	46	2	15	61
330	Myoora Homestead Hostel	NSW	3	0	1	4
1158	Narrabeen Glades Care Community	NSW	5	1	3	8
1100	Navorina Nursing Home	NSW	9	1	13	22
178	Nazareth House Tamworth	NSW	1	0	3	4
7212	Newmarch House	NSW	1	0	0	1
1028	Norah Head Care Community	NSW	18	0	8	26
495	Orana Gardens	NSW	1	0	1	2
1164	Orange Grove Care Community	NSW	7	0	8	15
162	Our Lady Of Consolation Home	NSW	5	1	30	35
432	Pacific Lodge Aged Care Plus Centre	NSW	1	1	13	14
47	Paling Court Residential Aged Care	NSW	26	0	15	41
7217	Pathways Cronulla Pines	NSW	10	0	9	19
6899	Pathways Sailors Bay	NSW	11	0	11	22
1064	Patrick Bugden VC Gardens	NSW	11	0	1	12

NAPSID	Service	State	Resident Cases	Resident Deaths	Staff Cases	Total cases
6905	Pemulwuy Aged Care	NSW	11	0	4	15
444	Peninsula Villages Ltd	NSW	0	0	6	6
756	Peter Cosgrove House	NSW	5	0	0	5
339	Peter Sinclair Gardens	NSW	6	0	4	10
547	Presbyterian Aged Care - Ashfield	NSW	8	1	21	29
6584	Presbyterian Aged Care - Minnamurra	NSW	0	0	2	2
543	Presbyterian Aged Care - Thornleigh	NSW	0	0	7	7
1050	Quakers Hillside Care Community	NSW	25	2	22	47
5340	Raffles Assisted Aged Care	NSW	0	0	2	2
6214	Randwick Montefiore Home	NSW	19	0	28	47
455	Rathgar Lodge	NSW	2	0	1	3
1155	Raymond Terrace Gardens Care Community	NSW	3	0	11	14
6158	Redleaf Manor Aged Care	NSW	20	1	10	30
7973	Regis Elermore Vale	NSW	12	0	4	16
1098	Regis Hornsby	NSW	1	0	5	6
752	Regis Hurstville	NSW	0	0	2	2
5671	Regis Port Macquarie	NSW	0	0	4	4
5578	Regis Port Stephens	NSW	15	0	14	29
1187	Regis Rose Bay	NSW	5	0	8	13
354	Remembrance Village	NSW	6	0	16	22
383	Residential Gardens	NSW	53	1	47	100
5674	RFBI Basin View Masonic Village	NSW	1	0	2	3
35	RFBI Bellingen Masonic Village - JJ	NSW	6	0	11	17
124	RFBI Benhome Masonic Village	NSW	15	0	23	38
417	RFBI Berry Masonic Village	NSW	0	0	2	2
274	RFBI Coffs Harbour Masonic Village	NSW	0	0	3	3
449	RFBI Goulburn Masonic Village	NSW	2	0	3	5
311	RFBI Hawkins Masonic Village - Acacia House	NSW	0	0	3	3
404	RFBI Kurri Kurri Masonic Village	NSW	1	0	6	7

NAPSID	Service	State	Resident Cases	Resident Deaths	Staff Cases	Total cases
5958	Riverside Gardens Nursing Care Centre	NSW	4	0	4	8
356	Riverwood Hostel	NSW	0	0	2	2
6959	Rocky Point Residence	NSW	1	0	1	2
7977	Ron Middleton VC Gardens	NSW	10	0	19	29
384	Rose Mumbler Village	NSW	2	0	3	5
945	Rosemore Aged Care	NSW	26	0	9	35
544	RSL ANZAC Village	NSW	2	0	1	3
5873	Ruby Manor	NSW	16	0	30	46
1174	Russian Relief Association of St Sergius of Radonezh	NSW	119	23	102	221
605	S Antonio Da Padova Nursing Home	NSW	30	0	36	66
1147	Scalabrini Village Allambie Heights	NSW	21	1	22	43
1133	Scalabrini Village Chipping Norton	NSW	40	0	35	75
1111	Scalabrini Village Griffith	NSW	0	0	22	22
1014	Scalabrini Village Nursing Home (Austral)	NSW	27	3	51	78
1183	Scalabrini Village Nursing Home (Bexley)	NSW	3	0	8	11
1125	Seven Hills Nursing Home	NSW	1	0	3	4
905	Shangri-La Nursing Home	NSW	29	1	8	37
22879	Sienna Grange Aged Care	NSW	3	0	3	6
1048	Sir William Hudson Memorial Centre	NSW	0	0	8	8
1166	Sirius Cove Nursing Home	NSW	3	0	13	16
414	Southern Cross Care Assumption Villa Residential Aged Care	NSW	3	0	9	12
62	Southern Cross Care Cootamundra Residential Aged Care	NSW	0	0	2	2
410	Southern Cross Care Daceyville Residential Aged Care	NSW	6	0	11	17
523	Southern Cross Care Greystanes Residential Aged Care	NSW	1	0	4	5

NAPSID	Service	State	Resident Cases	Resident Deaths	Staff Cases	Total cases
130	Southern Cross Care John Woodward Residential Aged Care	NSW	2	0	28	30
821	Southern Cross Care Marian Nursing Home	NSW	24	1	24	48
5535	Southern Cross Care Marsfield Residential Aged Care	NSW	3	0	4	7
489	Southern Cross Care Nagle Residential Aged Care	NSW	1	0	6	7
189	Southern Cross Care North Turrumurra Residential Aged Care	NSW	0	0	8	8
70	Southern Cross Care Orana Residential Aged Care	NSW	0	0	2	2
283	Southern Cross Care Parkes Residential Aged Care	NSW	1	0	6	7
463	Southern Cross Care South Coogee Residential Aged Care	NSW	9	0	13	22
94	Southern Cross Care St Catherine's Residential Aged Care	NSW	0	0	2	2
398	Southern Cross Care St Francis Residential Aged Care	NSW	0	0	8	8
5852	Southern Cross Care Tenison Goulburn Residential Aged Care	NSW	2	0	3	5
22781	Southern Cross Care Thornton Park	NSW	5	0	20	25
214	Southern Cross Care Young Residential Aged Care	NSW	3	0	2	5
1136	Southaven Aged Care	NSW	31	3	45	76
1163	Springwood Greens Care Community	NSW	15	0	6	21
233	St Agnes Site	NSW	1	0	3	4
1066	St Andrew's Village Ballina	NSW	0	0	11	11
539	St Basil's Kogarah	NSW	29	0	10	39

NAPSID	Service	State	Resident Cases	Resident Deaths	Staff Cases	Total cases
114	St Basil's Lakemba	NSW	58	9	48	106
7273	St Brigid's Green Maroubra	NSW	6	0	41	47
565	St Catherine's Aged Care Services	NSW	8	0	8	16
19425	St Charbel's Care Centre	NSW	38	2	31	69
5176	St David's Village	NSW	1	0	2	3
243	St Dominic's Home for the Elderly	NSW	9	0	0	9
39	St Elizabeth Home	NSW	0	0	15	15
1165	St Ezekiel Moreno Nursing Home	NSW	28	3	26	54
931	St George Aged Care Centre	NSW	10	0	3	13
1137	St Hedwig Village	NSW	9	2	28	37
531	St Joseph's Aged Care Facility Kensington	NSW	12	0	8	20
586	St Josephs Nursing Home	NSW	1	0	5	6
1070	St Lukes Nursing Home	NSW	6	0	12	18
1026	St Luke's Village	NSW	0	0	2	2
546	St Marys Villa Residential Aged Care	NSW	5	0	12	17
19314	St Patrick's Green	NSW	2	0	11	13
390	St Simeon Village	NSW	3	0	0	3
545	St Vincent's Care Services Auburn	NSW	15	0	5	20
8068	St Vincent's Care Services Bronte	NSW	4	0	0	4
318	St Vincent's Care Services Haberfield	NSW	3	0	4	7
413	St Vincent's Care Services Yennora	NSW	29	7	48	77
898	Stanmore Place Care Community	NSW	39	3	24	63
1008	Strathearn Village High Care Facility	NSW	0	0	2	2
6961	SummitCare Baulkham Hills	NSW	9	0	0	9
883	SummitCare Canley Vale	NSW	0	0	2	2
919	SummitCare Liverpool-173	NSW	42	3	41	83
535	SummitCare Penrith	NSW	26	0	32	58
1177	SummitCare Smithfield	NSW	53	6	46	99
540	SummitCare St Marys	NSW	16	0	48	64

NAPSID	Service	State	Resident Cases	Resident Deaths	Staff Cases	Total cases
868	SummitCare Waverley	NSW	2	0	6	8
6945	Tallwoods Corner Aged Care Service	NSW	1	0	7	8
1149	Tarragal House	NSW	0	0	5	5
928	Terrey Hills Nursing Home	NSW	12	1	5	17
519	The Donald Coburn Centre	NSW	7	0	7	14
303	The Greek Community Home For The Aged	NSW	1	0	1	2
53	The Laurels	NSW	0	0	2	2
714	The Little Sisters of the Poor Mount St Joseph's Home	NSW	2	0	3	5
724	The Palms Nursing Home	NSW	1	0	14	15
7281	The Royce Manor	NSW	13	2	10	23
1079	The Whiddon Group - Casino	NSW	9	0	8	17
1043	The Whiddon Group - Grafton	NSW	0	0	10	10
101	The Whiddon Group - Hornsby	NSW	5	0	10	15
298	The Whiddon Group - Laurieton	NSW	2	0	2	4
122	The Whiddon Group - Maclean	NSW	1	0	1	2
234	The Whiddon Group - Narrabri - Robert Young	NSW	1	0	4	5
310	The Whiddon Group - Redhead	NSW	10	0	12	22
182	The Whiddon Group Temora - Greenstone	NSW	1	0	0	1
805	The Willows Private Nursing Home Pty Ltd	NSW	25	0	9	34
5267	Thomas and Rosetta Agst Aged Care Facility	NSW	3	0	1	4
213	Thomas Eccles Gardens	NSW	6	1	8	14
825	Thomas Street Lodge	NSW	0	2	11	11
514	Three Tree Lodge	NSW	0	0	7	7
286	Touriandi Limited	NSW	1	0	1	2
1138	Turrumurra House Nursing Home	NSW	3	0	2	5
5870	Tweed River Care Community	NSW	3	0	0	3
1157	Tweed Valley Care Community	NSW	5	0	0	5

NAPSID	Service	State	Resident Cases	Resident Deaths	Staff Cases	Total cases
604	Uniting Abrina Ashfield	NSW	6	0	0	6
395	Uniting Alblas Lodge Tamworth	NSW	15	0	9	24
607	Uniting Aldersgate Lilyfield	NSW	4	0	19	23
116	Uniting Annesley Haberfield	NSW	1	0	1	2
6243	Uniting Arrunga Ermington	NSW	15	3	14	29
248	Uniting Banks Lodge Peakhurst	NSW	17	0	11	28
6378	Uniting Berry	NSW	9	0	3	12
981	Uniting Bowden Brae Normanhurst	NSW	10	0	5	15
161	Uniting Bruce Sharpe Rockdale	NSW	7	0	6	13
644	Uniting Caroon Kalina Goonellabah	NSW	0	0	2	2
409	Uniting Caroon Yamba	NSW	6	0	1	7
6388	Uniting Eden	NSW	2	0	0	2
1059	Uniting Edinglassie Emu Plains	NSW	1	0	4	5
504	Uniting Edinglassie Lodge Penrith	NSW	10	0	3	13
6232	Uniting Elanora Shellharbour	NSW	7	0	0	7
790	Uniting Elizabeth Gates Singleton	NSW	7	0	4	11
1055	Uniting Garden Suburb	NSW	7	0	4	11
238	Uniting Hawkesbury Richmond	NSW	11	0	26	37
394	Uniting Illowra Waverley	NSW	0	0	2	2
128	Uniting Irwin Hall Mayfield	NSW	1	0	3	4
115	Uniting Kamilaroi Lane Cove	NSW	2	0	5	7
5174	Uniting Kari Court St Ives	NSW	23	1	11	34
439	Uniting Koombahla Elmore Vale	NSW	19	0	10	29
478	Uniting Lindsay Gardens Hamilton	NSW	0	0	2	2
152	Uniting Locke Haven Petersham	NSW	0	0	3	3
6233	Uniting Mingaletta Port Macquarie	NSW	13	0	19	32
1037	Uniting Nareen Gardens Bateau Bay	NSW	3	0	0	3
441	Uniting Northaven Turramurra	NSW	20	1	20	40
902	Uniting Nunyara Peakhurst	NSW	13	0	4	17



NAPSID	Service	State	Resident Cases	Resident Deaths	Staff Cases	Total cases
929	Uniting Osborne Nowra	NSW	0	0	2	2
6218	Uniting Quong Tart Ashfield	NSW	20	1	10	30
499	Uniting Roberts Lodge Peakhurst	NSW	1	0	2	3
491	Uniting Ronald Coleman Lodge Woollahra	NSW	1	0	1	2
5272	Uniting Salamander Bay	NSW	0	0	2	2
167	Uniting Springwood	NSW	5	0	5	10
483	Uniting The Garrison Mosman	NSW	1	0	2	3
117	Uniting The Marion Leichhardt	NSW	6	0	1	7
272	Uniting Thomas Roseby Lodge Marrickville	NSW	14	0	3	17
37	Uniting Wesley Gardens Belrose	NSW	88	0	54	142
849	Uniting Westmead	NSW	17	0	27	44
815	Vaucluse Nursing Home	NSW	4	0	5	9
325	Vietnam Veterans Keith Payne VC Hostel	NSW	3	0	15	18
105	Vincent Court	NSW	0	0	3	3
753	Wahroonga House	NSW	4	0	3	7
27479	Wallarah Point Care Community	NSW	2	0	3	5
6802	Wallsend Manor Aged Care	NSW	2	0	4	6
307	Warrigal Care Albion Park Rail	NSW	37	5	36	73
697	Warrigal Care Bundanoon	NSW	1	0	2	3
5255	Warrigal Care Queanbeyan	NSW	47	3	53	100
7339	Warrigal Care Shell Cove	NSW	0	0	2	2
876	Warrigal Care Warilla	NSW	6	0	8	14
5709	Warrigal Mount Terry	NSW	78	7	51	129
56	Warrina Village Hostel	NSW	0	0	4	4
799	Waterview Aged Care Facility	NSW	0	0	5	5
7259	Wesley Rayward	NSW	0	0	3	3
137	Wesley Taylor	NSW	2	0	4	6
76	Wesley Tebbutt	NSW	2	0	2	4
177	Wesley Vickery	NSW	3	0	8	11

NAPSID	Service	State	Resident Cases	Resident Deaths	Staff Cases	Total cases
134	Whiddon Moree	NSW	0	0	4	4
764	Whitehall Nursing Home	NSW	7	0	22	29
765	Willandra Residential Aged Care Facility	NSW	50	4	3	53
5700	William Cape Gardens	NSW	21	0	0	21
203	Woodberry Village	NSW	15	0	22	37
221	Woodlands Lodge	NSW	0	0	2	2
505	Woodport Aged Care Plus Centre	NSW	45	2	52	97
324	Woolgoolga Aged Care Centre	NSW	0	0	10	10
419	Yallambee Lodge	NSW	3	0	2	5
991	Yallaroo	NSW	5	0	1	6
22967	Hetti Perkins	NT	2	0	13	15
6281	Malala Flexible Aged Care Service (Maningrida)	NT	0	0	5	5
6815	Pearl Supported Care	NT	1	0	4	5
22652	Pulkapulka Kari Nursing Home and Hostel	NT	1	0	1	2
5397	Regis Tiwi	NT	0	0	2	2
5591	Adventist Retirement Village - Victoria Pt	Qld	15	0	38	53
5269	Algester Lodge	Qld	35	0	54	89
5973	Arcare Helensvale	Qld	3	0	3	6
3675	Arcare Helensvale St James	Qld	3	1	16	19
8011	Arcare Maroochydore	Qld	9	0	6	15
22702	Arcare Parkinson	Qld	12	1	23	35
23496	Arcare Pimpama	Qld	26	0	40	66
23009	Arcare Taigum	Qld	8	0	1	9
3633	Ashmore Retreat	Qld	1	0	1	2
23017	Aspley Aged Care	Qld	19	0	32	51
3753	BallyCara Aged Care	Qld	1	0	0	1
5308	Bellevue Care Centre	Qld	5	0	25	30
3429	Benevolent Living	Qld	0	0	2	2

NAPSID	Service	State	Resident Cases	Resident Deaths	Staff Cases	Total cases
3562	Berlasco Court Caring Centre	Qld	0	0	4	4
5884	Berrinba Greens Care Community	Qld	4	0	4	8
3422	Beth Eden	Qld	0		0	0
5651	Bethania Gardens	Qld	20	1	31	51
3554	Blue Care Alexandra Hills Nandeebie Aged Care Facility	Qld	16	1	6	22
3583	Blue Care Arundel Woodlands Lodge Aged Care Facility	Qld	11	1	22	33
3791	Blue Care Carina Aged Care Facility	Qld	39	4	19	58
3555	Blue Care Elanora Pineshaven Aged Care Facility	Qld	12	0	17	29
3431	Blue Care Emerald Avalon Aged Care Facility	Qld	0	0	2	2
12324	Blue Care Hollingsworth Elders Village	Qld	0	0	16	16
3590	Blue Care Kallangur Pilgrim Aged Care Facility	Qld	19	1	9	28
3815	Blue Care Kenmore Aged Care Facility	Qld	10	0	26	36
3896	Blue Care Kingaroy Canowindra Aged Care Facility	Qld	6	0	0	6
3508	Blue Care Kirra Aged Care Facility	Qld	25	1	36	61
3364	Blue Care Labrador Aged Care Facility	Qld	0	0	1	1
3681	Blue Care Maleny Erowal Aged Care Facility	Qld	10	1	22	32
5170	Blue Care Redland Bay Yarrabee Aged Care Facility	Qld	0	0	3	3
12323	Blue Care Shalom Elders Village	Qld	6	0	2	8
3398	Blue Care Springwood Yurana Aged Care Facility	Qld	5	0	3	8
12326	Blue Care Star of the Sea Elders Village	Qld	5	0	0	5
3660	Blue Care Tallebudgera Talleyhaven Aged Care Facility	Qld	10	2	18	28

NAPSID	Service	State	Resident Cases	Resident Deaths	Staff Cases	Total cases
3795	Blue Care Wynnum Aged Care Facility	Qld	12	0	36	48
3437	Bolton Clarke Fairview	Qld	1	0	15	16
3706	Bolton Clarke Fairways	Qld	2	0	1	3
3428	Bolton Clarke Farnorha	Qld	8	0	23	31
3438	Bolton Clarke Fernhill	Qld	7	1	17	24
3610	Bolton Clarke Galleon Gardens	Qld	19	1	36	55
5643	Bolton Clarke Moreton Shores	Qld	2	0	1	3
3456	Bolton Clarke Sunset Ridge	Qld	9	0	16	25
5640	Bolton Clarke Tantula Rise	Qld	37	2	13	50
3572	Broadwater Grove Care Community	Qld	56	1	17	73
3403	Brookfield Green	Qld	5	0	6	11
3846	Bundaleer Lodge Nursing Home	Qld	6	0	19	25
19423	Bupa Cairns	Qld	46	1	34	80
5304	Bupa Merrimac	Qld	7	0	17	24
6820	Bupa Mt Sheridan	Qld	6	0	17	23
3792	Bupa New Farm	Qld	16	1	26	42
19364	Bupa Runaway Bay	Qld	3	0	24	27
6819	Bupa Tugun	Qld	23	4	53	76
5584	Burpengary Gardens Care Community	Qld	36	0	15	51
3380	Cabanda Aged Care	Qld	23	0	17	40
3905	Caloundra Place Care Community	Qld	0	0	3	3
6825	CapellaBay Aged Care	Qld	1	0	1	2
7353	Carinity Cedarbrook	Qld	4	0	4	8
3405	Carinity Hilltop	Qld	2	0	11	13
3635	Carinity Wishart Gardens	Qld	18	3	32	50
3581	Carinya Home For The Aged	Qld	0	0	3	3
3492	Carramar Aged Care	Qld	8	0	18	26
3414	Churches of Christ Bribie Aged Care Service	Qld	27	2	9	36

NAPSID	Service	State	Resident Cases	Resident Deaths	Staff Cases	Total cases
3584	Churches of Christ Buckingham Gardens Aged Care Service	Qld	1	0	0	1
3788	Churches of Christ Clive Burdeu Aged Care Service	Qld	31	1	25	56
3466	Churches of Christ Crows Nest Aged Care Service	Qld	0	0	6	6
3417	Churches of Christ Golden Age Aged Care Service	Qld	8	0	18	26
3602	Churches of Christ Gracehaven Aged Care Service	Qld	2	0	3	5
3420	Churches of Christ Lady Small Haven Aged Care Service	Qld	9	0	25	34
3587	Churches of Christ Marana Gardens Aged Care Service	Qld	8	0	10	18
3500	Churches of Christ Rockingham Aged Care Service	Qld	13	0	15	28
3419	Churches of Christ Toowoomba Aged Care Service	Qld	1	0	4	5
3491	Cooinda Aged Care Centre	Qld	27	3	32	59
5477	Coolum Beach Care Centre	Qld	6	1	8	14
3591	De Paul Villa Aged Care	Qld	33	0	38	71
3908	Dovetree	Qld	0	0	2	2
8005	Embracia in Woodford	Qld	1	0	2	3
3659	Estia Health Mount Coolum	Qld	17	0	8	25
6453	Estia Health Nambour	Qld	2	0	0	2
3779	Francis Of Assisi Home	Qld	1	0	6	7
3493	Garden City Retirement Home	Qld	17	1	21	38
3473	Good Shepherd Lodge	Qld	2	0	4	6
6816	Harbour Quays Residential Aged Care	Qld	1	0	1	2

NAPSID	Service	State	Resident Cases	Resident Deaths	Staff Cases	Total cases
5639	Hill View House - Merrimac	Qld	16	0	45	61
3802	Holland Park Aged Care	Qld	8	1	16	24
3451	Holy Spirit Home	Qld	33	1	36	69
3543	Immanuel Gardens	Qld	0	0	2	2
22902	Infinite Care Cornubia	Qld	42	1	38	80
19417	IRT Woodlands	Qld	0	0	2	2
3764	Janoah Gardens	Qld	5	0	0	5
3845	Japara Gympie Views	Qld	24	2	15	39
3884	Japara Noosa	Qld	6	0	17	23
26604	Japara Robina Rise	Qld	11	1	50	61
5885	Jeta Gardens Aged Care Facility	Qld	95	16	82	177
3758	Jimbelunga Nursing Centre	Qld	37	1	26	63
26546	Jimboomba Community Aged Care	Qld	21	3	44	65
3457	Kabara Aged Care	Qld	13	0	18	31
22884	Kawana Waters Care Community	Qld	6	0	9	15
3650	Keperra Sanctuary Hostel	Qld	0	0	2	2
8008	Kerrisdale Gardens	Qld	0	0	2	2
7016	Kewarra Beach Aged Care	Qld	1	0	1	2
3545	Lions Haven For The Aged	Qld	2	0	4	6
3373	Magnolia Aged Care Coomera	Qld	25	2	25	50
3700	Marebello	Qld	20	1	25	45
3512	McGowan Care Centre	Qld	1	0	2	3
3536	MiCare Prins Willem Alexander Lodge	Qld	40	2	49	89
3698	Morayfield Grove Care Community	Qld	1	0	3	4
5369	Mossman Multipurpose Health Service	Qld	0	0	3	3
3714	Mt Lofty Nursing Home	Qld	1	0	2	3
3596	Mutkin Residential Aged Care	Qld	2	0	26	28
3906	Nambour Gardens Care Community	Qld	13	0	4	17
3611	Nanyima Aged Care	Qld	1	0	0	1

NAPSID	Service	State	Resident Cases	Resident Deaths	Staff Cases	Total cases
19367	Narangba Community Aged Care	Qld	0	0	2	2
3453	Nazareth Residential Aged Care	Qld	1	0	2	3
26938	Newstead Grand Care Community	Qld	5	0	0	5
22881	North Lakes Terrace Care Community	Qld	14	1	6	20
3358	Oxley Grove Care Community	Qld	2	0	0	2
3859	Ozcare Bakhita Villa Aged Care Facility	Qld	20	0	23	43
3606	Ozcare Caroline Chisholm	Qld	19	1	31	50
3460	Ozcare Keith Turnbull Place	Qld	44	4	33	77
3461	Ozcare Ozanam Villa - Clontarf	Qld	1	0	0	1
3834	Ozcare Palm Lodge	Qld	10	2	25	35
5944	Ozcare Parkwood Gardens	Qld	17	2	25	42
3808	Ozcare Villa Vincent	Qld	4	0	9	13
6822	Palm Lake Aged Care Deception Bay	Qld	15	1	38	53
7370	Palm Lake Care Bargara	Qld	1	0	5	6
23525	Palm Lake Care Mt Warren Park	Qld	40	3	33	73
5945	Parklands Aged Care Facility & Retirement Village	Qld	25	2	23	48
3735	Parklands Residential Aged Care Facility	Qld	11	0	8	19
3720	Parkview	Qld	0	0	2	2
3751	Peninsula Aged Care Service	Qld	23	0	13	36
5279	Peninsula Palms Retirement Village	Qld	6	0	22	28
3699	PM Aged Care	Qld	0	0	3	3
3499	PresCare - Alexandra Gardens	Qld	2	0	3	5
3468	Pyramid Residential Care Centre	Qld	9	1	8	17
3870	Redcliffe Aged Care Service	Qld	3	0	2	5
3741	Regis Ayr North	Qld	1	0	0	1
3464	Regis Bulimba	Qld	15	1	41	56
7017	Regis Ferny Grove	Qld	1	0	10	11
3704	Regis Gatton	Qld	20	0	6	26

NAPSID	Service	State	Resident Cases	Resident Deaths	Staff Cases	Total cases
3638	Regis Home Hill	Qld	1	0	2	3
26622	Regis Lutwyche	Qld	2	0	28	30
23367	Regis Sandgate - Griffith	Qld	5	0	6	11
3450	Regis Whitfield	Qld	27	0	8	35
3785	Regis Yeronga	Qld	4	0	1	5
3683	Resthaven On Quarry	Qld	10	0	12	22
23586	Rockpool RAC Morayfield	Qld	17	1	29	46
5637	Sandbrook Assisted Aged Care	Qld	11	2	27	38
6268	Sandy Boyd Hostel	Qld	0	0	2	2
3598	Sarina Aged Care Ltd	Qld	0	0	2	2
7416	Seabrae Manor	Qld	13	0	15	28
5974	Seabrook	Qld	3	0	2	5
7347	Seaton Place Aged Care	Qld	33	1	17	50
3522	Sinnamon Village - Jacobs Court	Qld	5	2	12	17
3520	Sinnamon Village - Nash Court	Qld	4	0	3	7
3696	Sir James Terrace	Qld	3	0	11	14
3626	Southern Cross Care Edens Landing - Connolly Court	Qld	3	0	3	6
5435	Southern Cross Care Facility Caloundra	Qld	7	0	25	32
3471	Southern Cross Care Holland Park - Duhig Village	Qld	0	0	2	2
6446	Southern Cross Care Stretton Gardens	Qld	29	1	33	62
3397	Southern Cross Care Taroom - Leichhardt Villa	Qld	12	0	10	22
23614	Springwood Terrace Care Community	Qld	21	0	37	58
8012	St Luke's Green Residential Care	Qld	2	0	1	3
3907	St Nicholas Aged Care	Qld	22	1	30	52
3613	St Pauls	Qld	11	0	2	13
3544	St Vincent's Care Services Arundel	Qld	26	0	9	35



NAPSID	Service	State	Resident Cases	Resident Deaths	Staff Cases	Total cases
3865	St Vincent's Care Services Mitchelton	Qld	0	0	2	2
3436	St Vincent's Care Services Toowoomba - Hostel	Qld	0	0	2	2
3852	Sylvan Woods Nursing Home	Qld	12	2	1	13
3612	The Good Shepherd Hostel	Qld	4	0	0	4
3868	The Good Shepherd Nursing Home	Qld	7	0	25	32
7242	The Menzies @ Pacific Paradise	Qld	1	0	4	5
8009	The Ormsby Aged Care	Qld	1	0	1	2
3387	The Plains	Qld	0	0	16	16
6560	The Terraces Assisted Aged Care	Qld	21	1	34	55
3443	Torbay	Qld	0	0	2	2
3887	TriCare Bayview Place Aged Care Residence	Qld	29	2	17	46
3561	TriCare Pt Vernon Aged Care Residence	Qld	0	0	3	3
3760	TriCare Stafford Lakes Aged Care Residence	Qld	9	0	14	23
3688	TriCare Upper Mt Gravatt Aged Care Residence	Qld	3	0	0	3
3487	Trinder Park	Qld	5	0	0	5
3744	Tully & District Nursing Home	Qld	10	0	18	28
3412	Villa Maria Centre	Qld	9	0	15	24
3413	Villa Maria Eastern Heights	Qld	12	0	5	17
3433	Warrina Innisfail	Qld	1	0	0	1
3588	Whiddon Beaudesert Star	Qld	4	1	18	22
3564	Windsor Aged Care Services	Qld	20	0	12	32
3621	Woodlands Aged Care and NDIS Services	Qld	11	0	4	15
3370	Zion	Qld	8	0	18	26
4031	Aldersgate Aged Care Services	SA	13	0	14	27
4181	Aldinga Beach Court	SA	18	3	13	31
4342	All Care Aged Care The Vales	SA	0	0	5	5
4340	Alwyndor Aged Care	SA	2	0	25	27

NAPSID	Service	State	Resident Cases	Resident Deaths	Staff Cases	Total cases
4287	Ananda Aged Care Findon	SA	7	2	13	20
4257	Ananda Hope Valley Residential Care	SA	4	0	23	27
4239	AnglicareSA Grange	SA	3	1	5	8
5355	AnglicareSA Westbourne Park	SA	31	6	21	52
4149	Ashman Grove Aged Care Hostel	SA	4	0	3	7
4272	Bene Aged Care - St Clair	SA	5	0	6	11
4035	Bene Aged Care - The Italian Village	SA	27	4	20	47
4105	Bethsalem Care	SA	9	0	16	25
4167	Boandik Crouch Street	SA	0	0	2	2
4344	Bucklands Residential Care	SA	19	0	35	54
4353	Christies Beach Residential Care Services	SA	19	3	14	33
4049	Clayton Church Homes - Magill	SA	2	0	15	17
4277	Clayton Church Homes - Onkaparinga Valley	SA	19	0	20	39
4159	Edenfield Family Care	SA	1	0	2	3
4196	Eldercare Allambi	SA	8	0	3	11
4193	Eldercare Cottage Grove	SA	7	0	14	21
4348	Eldercare Evanston Park	SA	2	0	5	7
4357	Eldercare Oxford	SA	2	0	2	4
5797	Eldercare Seaford	SA	2	0	5	7
4197	Eldercare The Lodge	SA	18	0	26	44
4120	Eldercare Trowbridge House	SA	4	0	14	18
5480	Estia Health Burton	SA	4	0	14	18
4204	Estia Health Flagstaff Hill	SA	2	0	3	5
5553	Estia Health Salisbury	SA	35	2	24	59
4064	Fullarton Lutheran Homes	SA	45	2	38	83
4110	Fullarton Residential Care	SA	1	0	0	1
4238	Gloucester Residential Care	SA	22	1	42	64
5271	Hawksbury Gardens Aged Care Facility	SA	27	1	19	46

NAPSID	Service	State	Resident Cases	Resident Deaths	Staff Cases	Total cases
4242	Helping Hand Aged Care - Doreen Bond House	SA	12	0	23	35
22996	Helping Hand Aged Care - Golden Grove	SA	4	0	15	19
4017	Helping Hand Aged Care - Ingle Farm	SA	0	0	8	8
7077	Helping Hand Aged Care - Lightsview	SA	3	0	6	9
5407	Helping Hand Aged Care - Mawson Lakes Facility	SA	27	1	29	56
4378	Helping Hand Aged Care - Parafield Gardens	SA	0	0	6	6
4307	Japara Oaklands	SA	0	0	11	11
5545	Japara The Homestead	SA	1	0	5	6
4142	John Paul II Village Residential Care	SA	7	0	0	7
4143	Kalyra Woodcroft Aged Care	SA	4	0	4	8
6871	Kingston SE/Robe MPS	SA	3	0	2	5
4151	LHI Hope Valley	SA	0	0	3	3
4101	Linsell Lodge Aged Care Facility	SA	33	7	24	57
5357	Little Para Hostel	SA	0	0	7	7
4086	Longridge Aged Care	SA	0	0	4	4
4034	Murray Mudge	SA	0	0	3	3
4331	North Eastern Community Nursing Home	SA	21	2	22	43
4249	Oakden Green	SA	5	1	3	8
4284	Olive Grove Aged Care	SA	30	1	18	48
4301	Parkrose Village	SA	3	1	3	6
4354	Parkview Aged Care	SA	0	0	2	2
4163	Pennwood Village	SA	1	0	5	6
4102	Regis Burnside	SA	4	0	22	26
4280	Regis Playford	SA	47	1	49	96
4144	Rembrandt Court	SA	8	0	3	11
4093	Resthaven Bellevue Heights	SA	1	0	7	8
5296	Resthaven Craigmore	SA	10	0	20	30

NAPSID	Service	State	Resident Cases	Resident Deaths	Staff Cases	Total cases
4253	Resthaven Leabrook	SA	11	0	5	16
4333	Resthaven Marion	SA	5	0	3	8
4254	Resthaven Mitcham	SA	13	0	18	31
4098	Resthaven Murray Bridge	SA	19	2	15	34
4347	Resthaven Paradise	SA	35	3	19	54
7451	Resthaven Port Elliot	SA	1	0	2	3
4309	Resthaven Westbourne Park	SA	2	0	3	5
4186	Reynella Lodge	SA	6	0	1	7
4132	Ridleyton Greek Home for the Aged	SA	64	5	57	121
4082	Riverview Lutheran Rest Home	SA	1	0	3	4
4360	Salisbury Private Nursing Home	SA	39	1	32	71
6260	Seaview Village Aged Care Service	SA	1	0	0	1
4161	St Anna's Residential Care Facility	SA	0	0	15	15
4168	St Basil's Aegean Village	SA	1	0	4	5
4157	St Basil's at Croydon Park	SA	0	0	17	17
4237	St Basil's at St Peters	SA	0	0	4	4
4174	St Pauls Lutheran Hostel	SA	0	0	2	2
4194	Strathalbyn & District Aged Care Facility	SA	16	0	3	19
4115	Tanunda Lutheran Home	SA	0	0	3	3
4375	The Claridge Residential Care	SA	0	0	13	13
4219	The House of Saint Hilarion	SA	25	2	28	53
4107	The Philip Kennedy Centre Residential Care	SA	31	5	3	34
4111	The Pines Lodge Residential Care	SA	3	0	28	31
4319	Walkerville Residential Care Centre	SA	3	0	2	5
4122	Warrina Court Residential Aged Care Service	SA	3	1	6	9
4188	Warrina Park Residential Aged Care Service	SA	0	0	10	10
4274	Wheatfields Incorporated	SA	1	0	3	4
4980	Baptcare Karingal Community Care	Tas	4	0	3	7
5022	Cadorna House	Tas	4	0	6	10

NAPSID	Service	State	Resident Cases	Resident Deaths	Staff Cases	Total cases
5548	Glenara Lakes	Tas	9	0	1	10
5311	Glenview Community Services Inc.	Tas	2	0	1	3
23507	Korongee	Tas	5	1	5	10
5093	May Shaw Residential Aged Care	Tas	1	0	3	4
5315	St Ann's	Tas	26	2	16	42
2964	Alan David Lodge	Vic	2	0	1	3
23256	Alpine Health Hawthorn Village MPS	Vic	0	0	2	2
3043	Anzac Lodge Private Nursing Home	Vic	4	0	5	9
5936	Arcare Carnegie	Vic	1	0	1	2
1987	Arcare Cheltenham	Vic	8	0	2	10
5912	Arcare Civic Manor	Vic	8	0	1	9
2735	Arcare Malvern East	Vic	1	0	0	1
1932	Arpad Aged Care	Vic	0	0	0	0
3007	Auburn House	Vic	0	0	5	5
8029	Aurrum Plenty	Vic	2	0	7	9
3034	Bairnsdale Parklands Care Community	Vic	30	2	11	41
2166	Banawah	Vic	0	0	2	2
6924	Banfields Aged Care	Vic	4	0	0	4
7467	Baptcare Brookview Community	Vic	6	0	0	6
19354	Baptcare The Orchards Community	Vic	5	0	10	15
2287	Bayside Hostel	Vic	1	0	0	1
1788	Benetas Broughton Hall	Vic	0	0	2	2
1916	Benetas St Laurence Court - Kangaroo Flat	Vic	1	0	1	2
1814	Benetas St Paul's Terrace	Vic	18	0	14	32
25096	Bentleys Aged Care	Vic	0	0	3	3
27740	Berengarra - St George's Health Service, Kew	Vic	0	0	6	6
5923	Bethel Aged Care	Vic	15	0	28	43
2895	Birchip Nursing Home	Vic	0	0	2	2
1995	BlueCross Autumdale	Vic	13	0	0	13

NAPSID	Service	State	Resident Cases	Resident Deaths	Staff Cases	Total cases
1779	BlueCross Ivanhoe	Vic	9	0	24	33
5175	BlueCross Riverlea	Vic	11	0	0	11
6916	BlueCross Scotchmans Creek	Vic	3	0	0	3
2777	Boronia Residential Aged Care	Vic	19	0	3	22
3018	Brimlea Aged Care	Vic	24	3	21	45
2067	BSL Aged Care - Clifton Hill	Vic	1	0	4	5
2707	Bupa Coburg	Vic	7	0	9	16
5702	Bupa Greensborough	Vic	2	0	6	8
2846	Bupa South Morang	Vic	33	1	33	66
2824	Bupa Wodonga	Vic	26	2	41	67
2327	Cabrini Residential Care - Ashwood	Vic	0	0	3	3
2194	Cambridge House	Vic	1	0	0	1
2953	Carinya Nursing Home (Frankston Extended Care)	Vic	3	0	0	3
3037	Carrum Downs Aged Care	Vic	1	0	2	3
2246	Casterton Memorial Hospital Nursing Home	Vic	0	0	3	3
27664	Charles Brownlow Retirement Village	Vic	0	0	3	3
2014	Cheltenham Manor	Vic	1	0	12	13
22872	Clifton Views	Vic	2	0	1	3
2042	Cooinda Village Inc	Vic	2	0	3	5
2026	Coptic Hostel	Vic	2	0	7	9
1897	Corpus Christi Community	Vic	2	0	8	10
2770	Craigcare Berwick	Vic	2	0	2	4
1850	Crossley House Hostel Inc	Vic	9	0	2	11
2818	Cumberland Manor	Vic	1	0	0	1
2935	Daylesford Nursing Home	Vic	1	0	2	3
1769	Dorothy Impey Home	Vic	25	1	6	31
5799	Doutta Galla Avondale Heights Aged Care Facility	Vic	27	0	34	61

NAPSID	Service	State	Resident Cases	Resident Deaths	Staff Cases	Total cases
1984	Doutta Galla Grantham Green Aged Care Facility	Vic	14	0	10	24
2124	Doutta Galla Lynch's Bridge Aged Care Facility	Vic	12	1	0	12
2140	Doutta Galla Woornack Aged Care Facility	Vic	9	0	3	12
1808	Edgarley Home	Vic	0	0	5	5
2947	Edward Street Nursing Home	Vic	3	0	5	8
8030	Embracia Moonee Valley	Vic	6	0	2	8
1796	Emmy Monash Aged Care	Vic	0	0	1	1
2343	Estia Health Melton South	Vic	29	3	30	59
5445	Estia Health Plenty Valley	Vic	15	0	5	20
2103	Eventide Homes (Stawell) Inc	Vic	0	0	3	3
1855	Faversham House	Vic	10	0	7	17
5814	Froniditha Lower Templestowe	Vic	42	2	14	56
2197	Grant Lodge Aged Care Facility	Vic	1	0	0	1
3028	Gregory Lodge	Vic	1	0	1	2
2020	Hailey House Hostel	Vic	0	0	2	2
1940	Havilah Hostel	Vic	0	0	2	2
1971	Hillview Bunyip Aged Care Inc	Vic	2	1	29	31
2116	Holloway Aged Care Services	Vic	0	0	1	1
2822	Hope Aged Care Gladstone Park	Vic	1	0	0	1
22901	Hope Aged Care Swan Hill	Vic	0	0	3	3
2326	Inverloch Coast Care Community	Vic	43	0	13	56
2238	Irvin House	Vic	0	0	2	2
2245	Japara George Vowell	Vic	3	0	8	11
1992	Japara Kingston Gardens	Vic	8	0	2	10
2891	Japara Lakes Entrance	Vic	0	0	2	2
2674	Jewish Care (VIC) Inc Residential Homes Carnegie	Vic	1	0	0	1

NAPSID	Service	State	Resident Cases	Resident Deaths	Staff Cases	Total cases
1783	Jewish Care (Vic) Inc. Residential Homes, Windsor	Vic	0	0	5	5
2233	Karana	Vic	1	0	3	4
1809	Karingal Seymour	Vic	0	0	4	4
2250	Karinya	Vic	0	0	2	2
2807	Kensington Grange	Vic	9	0	6	15
2755	Kew Gardens Aged Care	Vic	7	0	11	18
2141	Kurrajong Lodge	Vic	0	0	4	4
2273	Latrobe Regional Hospital Nursing Home	Vic	3	0	3	6
1885	Latvian Aged Care Facility	Vic	0	0	3	3
5408	Lexington Gardens	Vic	3	0	0	3
1989	Liferview Argyle Court	Vic	2	0	1	3
6326	Liferview Willow Wood	Vic	23	0	21	44
1893	Lionsbrae Hostel	Vic	0	0	2	2
2169	Little Sisters of the Poor St Joseph's Home	Vic	0	0	2	2
2293	Marina Residential Aged Care Service	Vic	1	0	0	1
2874	McGregor Gardens Aged Care	Vic	20	1	5	25
2775	mecwacare Annie's Court	Vic	2	0	0	2
2025	mecwacare Ballan Hostel	Vic	4	0	1	5
5989	mecwacare Malvern Centre	Vic	12	0	1	13
1782	mecwacare Noel Miller Centre	Vic	1	0	0	1
2291	mecwacare Park Hill	Vic	2	0	1	3
1910	mecwacare Vincent House	Vic	8	0	2	10
2342	Medina Manor	Vic	23	1	5	28
1828	Melaleuca Aged Care	Vic	0	0	2	2
2308	Melville Grange Hostel	Vic	28	2	23	51
2027	Mercy Place Ave Maria	Vic	5	0	0	5
5928	Mercy Place East Melbourne	Vic	1	0	0	1
1833	Mercy Place Fernhill	Vic	1	0	0	1



NAPSID	Service	State	Resident Cases	Resident Deaths	Staff Cases	Total cases
2850	Mercy Place Keon Park	Vic	33	1	16	49
2045	Mercy Place Lynbrook	Vic	0	0	6	6
6493	Mercy Place Parkville	Vic	2	0	0	2
2724	Mercy Place Rice Village	Vic	7	1	1	8
2808	Mercy Place Shepparton	Vic	11	0	1	12
2117	Mooroopna Place Residential Aged Care Service	Vic	5	0	6	11
22726	Mount Clear Aged Care	Vic	13	0	12	25
2910	Mount View Aged Care Facility	Vic	0	0	2	2
2060	Moyola Lodge Hostel	Vic	2	0	2	4
1930	Multicultural Aged Care Services Geelong Inc	Vic	5	0	3	8
2313	Noble Gardens Residential Aged Care	Vic	1	0	0	1
5929	Noble Manor Residential Aged Care	Vic	5	0	0	5
5919	Northern Gardens Aged Care	Vic	37	7	24	61
2046	Numurkah Pioneers Memorial Lodge	Vic	2	0	0	2
8032	Ocean Mist Aged Care	Vic	12	0	1	13
2151	Omeo District Health	Vic	1	0	0	1
2277	Ottoman Village Aged Care	Vic	0	0	4	4
2100	Ottrey Lodge	Vic	1	0	7	8
2811	Parkdale Aged Care	Vic	3	1	2	5
3042	Plumpton Villa Aged Care Facility	Vic	28	4	19	47
6033	Princeton View	Vic	2	0	7	9
1887	Prom Country Aged Care	Vic	0	0	4	4
1983	Queen Elizabeth Village Hostel	Vic	0	0	2	2
5725	Ranelagh Gardens	Vic	1	0	0	1
2317	Rangeview Private Nursing Home	Vic	1	0	1	2
5930	Regis Frankston	Vic	3	0	1	4
2177	Regis Inala Lodge	Vic	27	0	4	31
2810	Regis Ringwood	Vic	1	0	1	2

NAPSID	Service	State	Resident Cases	Resident Deaths	Staff Cases	Total cases
1998	Regis Rosebud	Vic	0	0	14	14
5594	Riddell Gardens Hostel	Vic	17	0	5	22
2079	Rochester and District Hostel	Vic	0	0	4	4
1890	Rosary Home	Vic	0	0	3	3
1856	Rosebank Hostel	Vic	1	0	0	1
2682	Rosehill Aged Care Facility	Vic	1	0	0	1
27724	Rowville Manor	Vic	14	0	4	18
1907	Royal Freemasons - Elizabeth Gardens Hostel	Vic	4	0	0	4
22868	Royal Freemasons Bacchus Marsh	Vic	3	0	0	3
22867	Royal Freemasons Bendigo	Vic	0	0	3	3
22424	Royal Freemasons Flora Hill	Vic	9	2	12	21
23483	Royal Freemasons Moe	Vic	34	1	19	53
22866	Royal Freemasons Sale	Vic	1	0	0	1
2793	Salisbury House Nursing Home	Vic	1	0	1	2
5908	Sea Views Manor	Vic	2	0	0	2
2876	Shepparton Aged Care	Vic	0	0	1	1
5451	Somerville Gardens Care Community	Vic	1	0	2	3
2962	St Elmo's Nursing Home	Vic	1	0	2	3
2998	St John's	Vic	1	0	2	3
2088	St Paul's Hostel for the Elderly	Vic	15	0	11	26
2167	St Vincent's Care Services Eltham - Eltham Lodge	Vic	19	1	4	23
5932	Sunlight Residential Aged Care	Vic	22	0	0	22
1816	Sunnyside Lutheran Retirement Village	Vic	0		0	0
5363	Sutton Park Assisted Aged Care	Vic	1	0	4	5
1933	Tannoch Brae Senior Living	Vic	2	0	1	3
5501	The Belmont Residential Aged Care	Vic	1	0	0	1
7099	The Heights Donvale	Vic	1	0	0	1

NAPSID	Service	State	Resident Cases	Resident Deaths	Staff Cases	Total cases
1886	The Views at Heidelberg	Vic	3	0	3	6
2610	Traralgon Aged Care	Vic	3	0	8	11
2089	Trentham Hostel	Vic	0	0	2	2
2054	Twin Parks Aged Care Centre	Vic	0		0	0
2098	Twin Parks Hostel	Vic	24	0	5	29
1844	Uniting AgeWell Strath-Haven	Vic	1	0	0	1
2275	Vasey RSL Care Brighton	Vic	4	0	2	6
2128	Vasey RSL Care Bundoora	Vic	2	0	0	2
2852	Vermont Aged Care	Vic	3	0	0	3
5547	Victoria Grange Residential Aged Care Facility	Vic	1	0	4	5
2261	Villa Maria Catholic Homes Bundoora Aged Care Residence	Vic	26	0	23	49
2783	Villa Maria Catholic Homes O'Neill Aged Care Residence	Vic	0	0	3	3
1831	Villa Maria Catholic Homes St Catherine's Aged Care Residence	Vic	2	0	2	4
1780	Village Baxter - Lodge	Vic	1	0	0	1
5911	Village Glen Aged Care Residences - Mornington	Vic	2	0	0	2
2963	Warrawee Nursing Home	Vic	7	0	7	14
1807	Wharparilla Lodge	Vic	1	0	0	1
2996	Whittlesea Lodge	Vic	0	0	2	2
5902	Wintringham Ron Conn Nursing Home	Vic	1	0	0	1
1768	Woorayl Lodge Hostel	Vic	0	0	2	2
4673	Juniper Cygnet	WA	6	0	2	8