



CURRENT STATUS OF CONFIRMED CASES

2,319,029

Total cases

4,073

Total deaths

329,054

Active cases

315

CURRENT CASES
INTENSIVE CARE UNITS (ICU)

ACT	NSW	NT	QLD	SA	TAS	VIC	WA
1	160	6	52	15	2	79	0

4,448

CURRENT CASES
ADMITTED TO HOSPITALS

ACT	NSW	NT	QLD	SA	TAS	VIC	WA
65	2,494	148	798	223	13	707	0

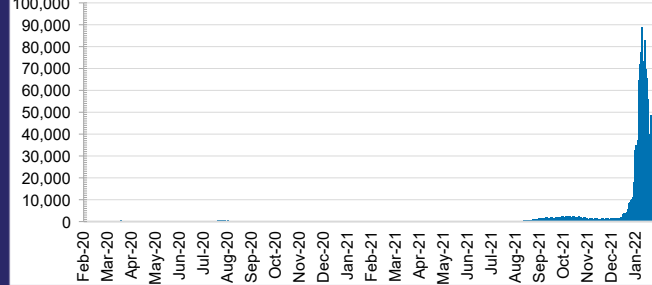
61,491,811

3.8% POSITIVE

TOTAL TESTS
CONDUCTED

ACT	NSW	NT	QLD
859,166	27,905,803	666,739	6,569,505
POSITIVE	POSITIVE	POSITIVE	POSITIVE
4.4%	3.4%	3.1%	4.9%
SA	TAS	VIC	WA
3,636,726	530,871	19,020,958	2,302,043
POSITIVE	POSITIVE	POSITIVE	POSITIVE
3.1%	2.8%	4.6%	0.1%

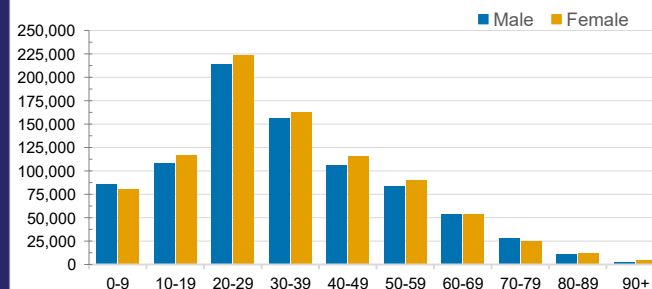
DAILY NUMBER OF REPORTED CASES



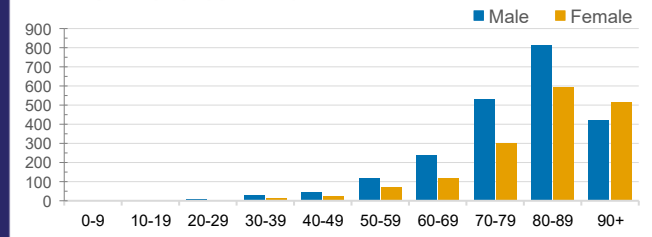
CASES IN AGED CARE SERVICES

Confirmed Cases	Australia	ACT	NSW	NT	QLD	SA	TAS	VIC	WA
Residential Care Recipients	15496 (1500)	109 (11)	5837 (396)	22 (1)	2532 (121)	1132 (87)	143 (3)	5721 (881)	0
In Home Care Recipients	205 (13)	0	45 (3)	0	15	1	5 (2)	138 (7)	1 (1)
Cases in care recipients (deaths)									

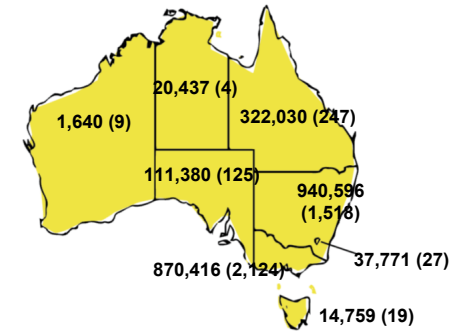
CASES BY AGE GROUP AND SEX



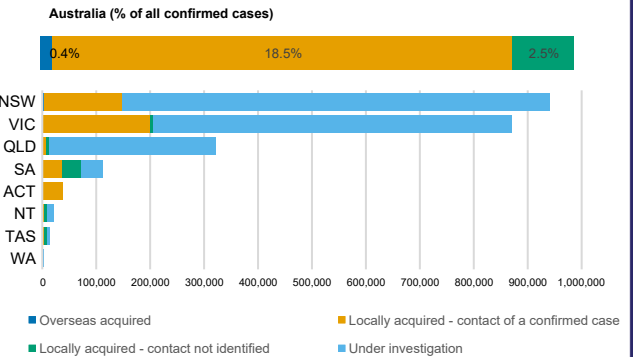
DEATHS BY AGE GROUP AND SEX



CASES (DEATHS) BY STATE AND TERRITORIES



CASES BY SOURCE OF INFECTION



PUBLIC HEALTH RESPONSE MEASURE

