



CURRENT STATUS OF CONFIRMED CASES

2,182,618

Total cases

3,758

Total deaths

379,746

Active cases

371

CURRENT CASES
INTENSIVE CARE UNITS (ICU)

ACT	NSW	NT	QLD	SA	TAS	VIC	WA
2	185	5	50	25	1	102	1

4,947

CURRENT CASES
ADMITTED TO HOSPITALS

ACT	NSW	NT	QLD	SA	TAS	VIC	WA
62	2,779	114	821	281	16	873	1

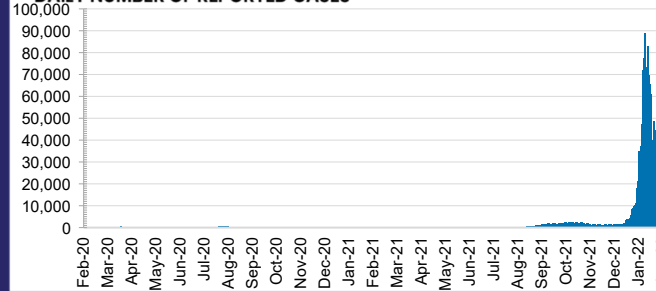
61,058,489

3.6% POSITIVE

TOTAL TESTS
CONDUCTED

ACT	NSW	NT	QLD
851,417	27,749,194	659,752	6,499,443
POSITIVE	POSITIVE	POSITIVE	POSITIVE
3.2%	3.2%	2.4%	4.7%
SA	TAS	VIC	WA
3,600,973	524,517	18,908,345	2,264,848
POSITIVE	POSITIVE	POSITIVE	POSITIVE
2.9%	2.7%	4.3%	0.1%

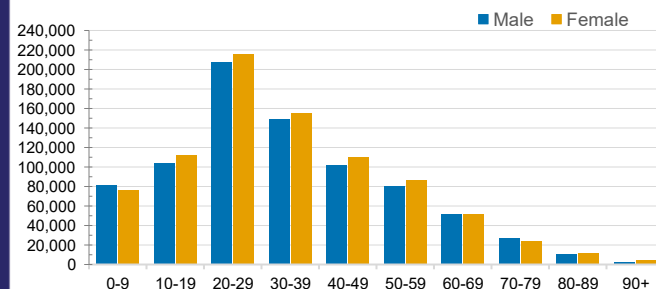
DAILY NUMBER OF REPORTED CASES



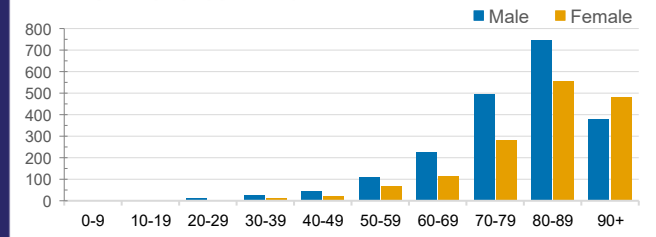
CASES IN AGED CARE SERVICES

Confirmed Cases	Australia	ACT	NSW	NT	QLD	SA	TAS	VIC	WA
Residential Care Recipients	14706 (1414)	95 (8)	5585 (362)	22	2225 (101)	1107 (76)	134 (2)	5538 (865)	0
In Home Care Recipients	205 (13)	0	45 (3)	0	15	1	5 (2)	138 (7)	1 (1)
Cases in care recipients (deaths)									

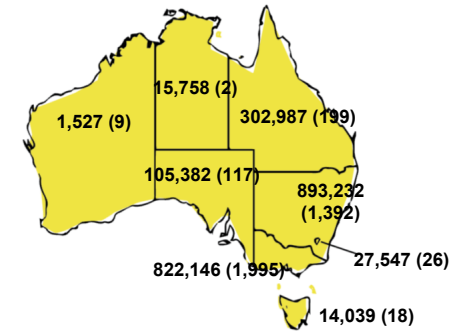
CASES BY AGE GROUP AND SEX



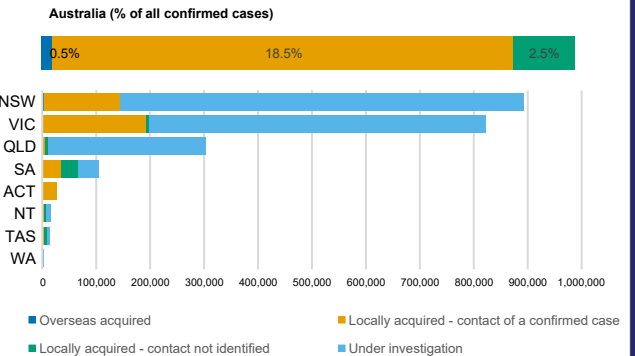
DEATHS BY AGE GROUP AND SEX



CASES (DEATHS) BY STATE AND TERRITORIES



CASES BY SOURCE OF INFECTION



PUBLIC HEALTH RESPONSE MEASURE

