



CURRENT STATUS OF CONFIRMED CASES



150



ACT	NSW	NT	QLD	SA	TAS	VIC	WA
2	59	7	25	12	2	43	0



ACT	NSW	NT	QLD	SA	TAS	VIC	WA
41	1,130	98	341	109	10	281	15

63,383,798

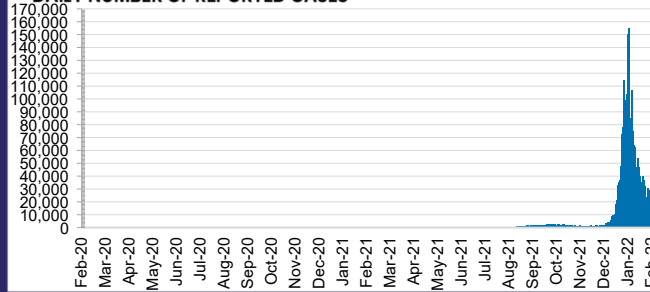


TOTAL TESTS REPORTED

ACT	NSW	NT	QLD
898,010	28,612,535	706,126	6,826,171

SA	TAS	VIC	WA
3,834,769	558,350	19,452,040	2,495,797

DAILY NUMBER OF REPORTED CASES

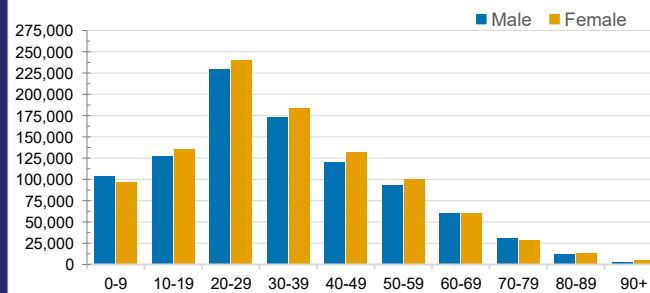


CASES IN AGED CARE SERVICES

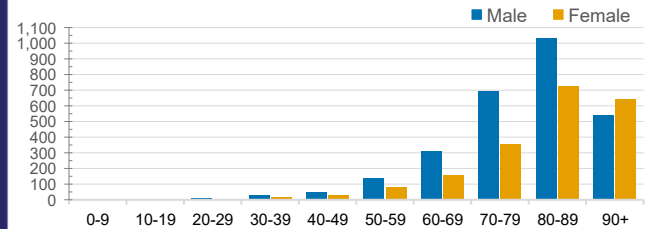
Confirmed Cases	Australia	ACT	NSW	NT	QLD	SA	TAS	VIC	WA
Residential Care Recipients	18880 (1781)	198 (15)	7200 (537)	90 (3)	3582 (197)	1310 (100)	168 (6)	6299 (923)	33
In Home Care Recipients	205 (13)	0	45 (3)	0	15	1	5 (2)	138 (7)	1 (1)

Cases in care recipients (deaths)

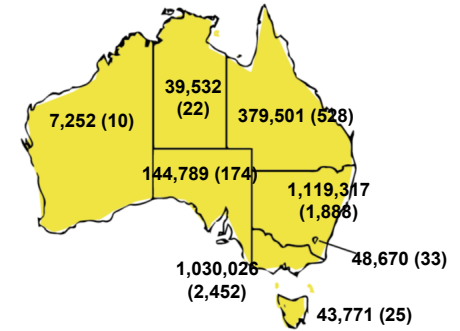
CASES BY AGE GROUP AND SEX



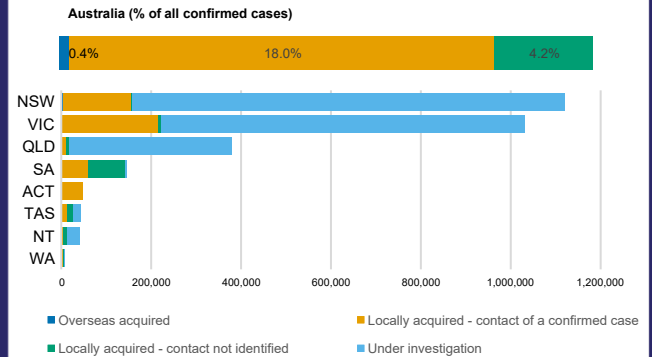
DEATHS BY AGE GROUP AND SEX



CASES (DEATHS) BY STATE AND TERRITORIES



CASES BY SOURCE OF INFECTION



PUBLIC HEALTH RESPONSE MEASURE

