



### CURRENT STATUS OF CONFIRMED CASES

2,772,182

Total cases

5,068

Total deaths

204,480

Active cases

157

CURRENT CASES  
INTENSIVE CARE UNITS (ICU)

| ACT | NSW | NT | QLD | SA | TAS | VIC | WA |
|-----|-----|----|-----|----|-----|-----|----|
| 3   | 59  | 7  | 30  | 13 | 2   | 43  | 0  |

2,186

CURRENT CASES  
ADMITTED TO HOSPITALS

| ACT | NSW   | NT  | QLD | SA  | TAS | VIC | WA |
|-----|-------|-----|-----|-----|-----|-----|----|
| 41  | 1,211 | 108 | 334 | 151 | 12  | 322 | 7  |

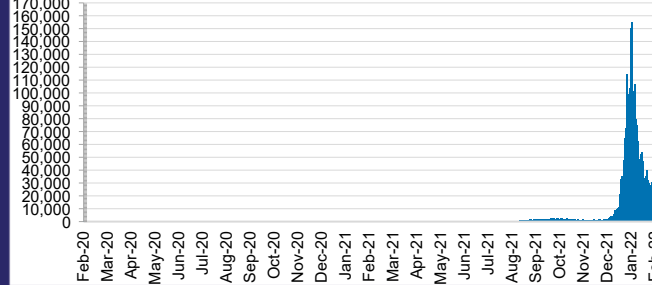
63,215,179

TOTAL TESTS  
REPORTED

| ACT     | NSW        | NT      | QLD       |
|---------|------------|---------|-----------|
| 893,862 | 28,553,702 | 703,362 | 6,807,988 |

| SA        | TAS     | VIC        | WA        |
|-----------|---------|------------|-----------|
| 3,802,642 | 555,899 | 19,415,349 | 2,482,375 |

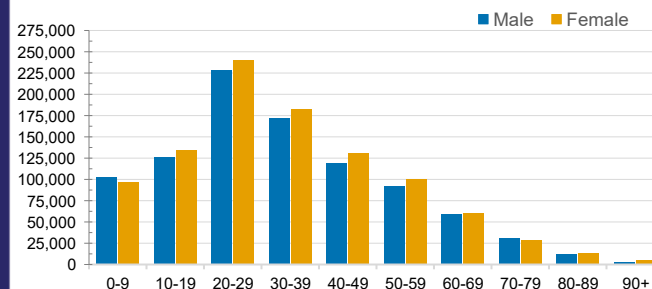
### DAILY NUMBER OF REPORTED CASES



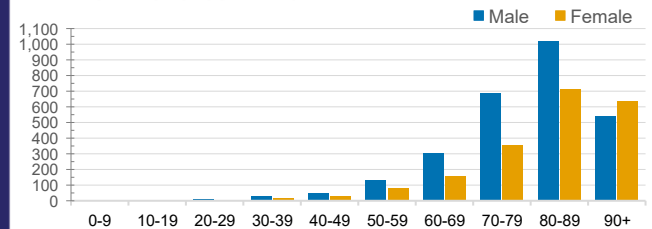
### CASES IN AGED CARE SERVICES

| Confirmed Cases                   | Australia    | ACT      | NSW        | NT     | QLD        | SA        | TAS     | VIC        | WA    |
|-----------------------------------|--------------|----------|------------|--------|------------|-----------|---------|------------|-------|
| Residential Care Recipients       | 18126 (1729) | 198 (15) | 6881 (516) | 85 (2) | 3403 (183) | 1251 (94) | 140 (6) | 6138 (913) | 30    |
| In Home Care Recipients           | 205 (13)     | 0        | 45 (3)     | 0      | 15         | 1         | 5 (2)   | 138 (7)    | 1 (1) |
| Cases in care recipients (deaths) |              |          |            |        |            |           |         |            |       |

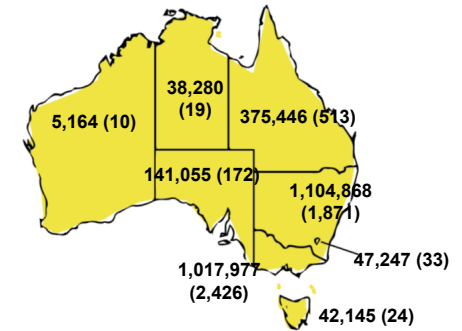
### CASES BY AGE GROUP AND SEX



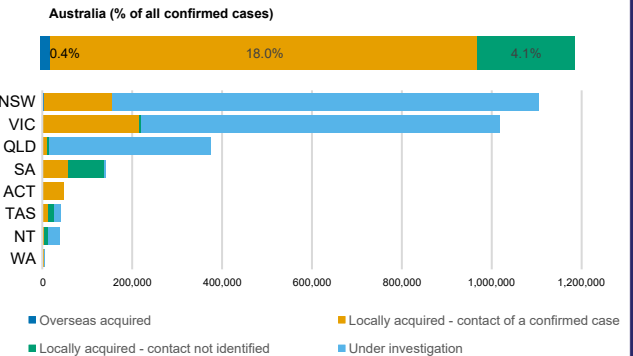
### DEATHS BY AGE GROUP AND SEX



### CASES (DEATHS) BY STATE AND TERRITORIES



### CASES BY SOURCE OF INFECTION



### PUBLIC HEALTH RESPONSE MEASURE

