



CURRENT STATUS OF CONFIRMED CASES

2,705,869

Total cases

4,929

Total deaths

209,873

Active cases

179

CURRENT CASES
INTENSIVE CARE UNITS (ICU)

ACT	NSW	NT	QLD	SA	TAS	VIC	WA
1	74	3	37	13	2	49	0

2,416

CURRENT CASES
ADMITTED TO HOSPITALS

ACT	NSW	NT	QLD	SA	TAS	VIC	WA
37	1,288	123	401	190	10	361	6


62,942,737

TOTAL TESTS
REPORTED

ACT	NSW	NT	QLD
887,301	28,443,932	699,976	6,778,594

SA	TAS	VIC	WA
3,781,556	552,030	19,355,856	2,443,492

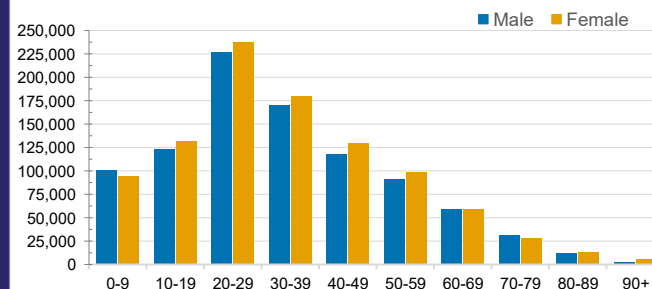
DAILY NUMBER OF REPORTED CASES



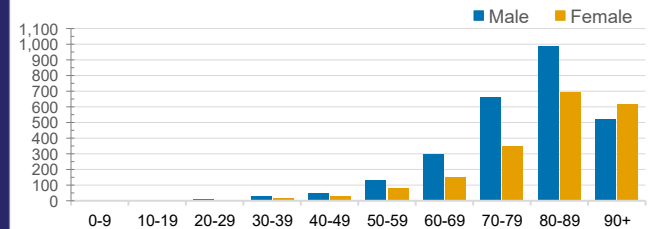
CASES IN AGED CARE SERVICES

Confirmed Cases	Australia	ACT	NSW	NT	QLD	SA	TAS	VIC	WA
Residential Care Recipients	17961 (1712)	195 (15)	6778 (499)	65 (2)	3403 (183)	1251 (94)	140 (6)	6100 (913)	29
In Home Care Recipients	205 (13)	0	45 (3)	0	15	1	5 (2)	138 (7)	1 (1)
Cases in care recipients (deaths)									

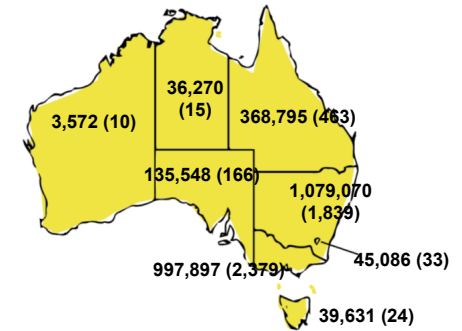
CASES BY AGE GROUP AND SEX



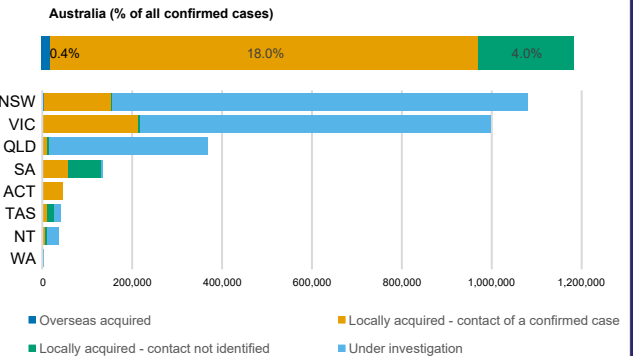
DEATHS BY AGE GROUP AND SEX



CASES (DEATHS) BY STATE AND TERRITORIES



CASES BY SOURCE OF INFECTION



PUBLIC HEALTH RESPONSE MEASURE

