



**CURRENT STATUS OF CONFIRMED CASES**



**184**

CURRENT CASES  
INTENSIVE CARE UNITS (ICU)

ACT	NSW	NT	QLD	SA	TAS	VIC	WA
1	77	2	38	13	2	51	0

**2,392**

CURRENT CASES  
ADMITTED TO HOSPITALS

ACT	NSW	NT	QLD	SA	TAS	VIC	WA
35	1,280	132	386	190	9	358	2

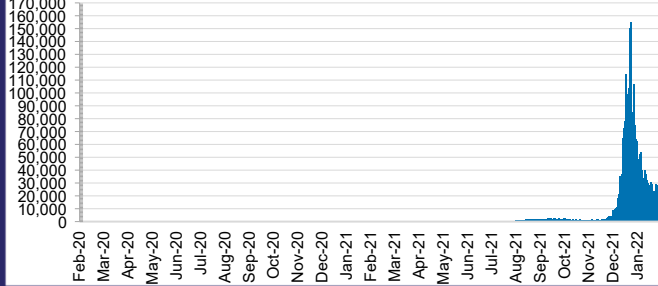
**62,878,345**

TOTAL TESTS  
REPORTED

ACT	NSW	NT	QLD
885,916	28,428,169	699,074	6,772,839

SA	TAS	VIC	WA
3,774,467	551,342	19,344,636	2,421,902

**DAILY NUMBER OF REPORTED CASES**

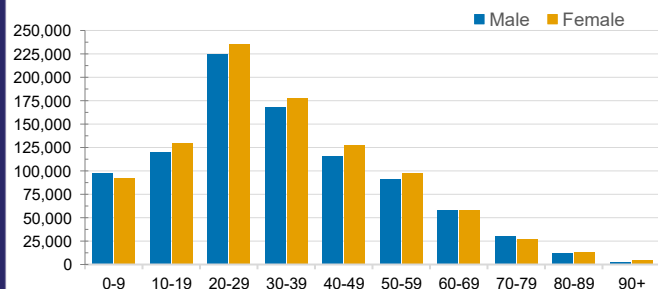


**CASES IN AGED CARE SERVICES**

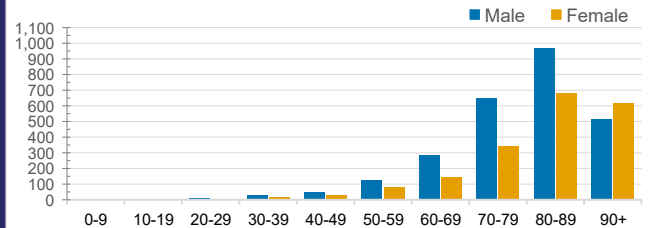
Confirmed Cases	Australia	ACT	NSW	NT	QLD	SA	TAS	VIC	WA
Residential Care Recipients	17889 (1709)	195 (15)	6690 (492)	54 (2)	3382 (184)	1277 (96)	167 (6)	6096 (914)	28
In Home Care Recipients	205 (13)	0	45 (3)	0	15	1	5 (2)	138 (7)	1 (1)

Cases in care recipients (deaths)

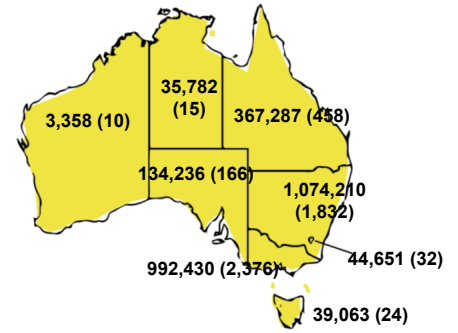
**CASES BY AGE GROUP AND SEX**



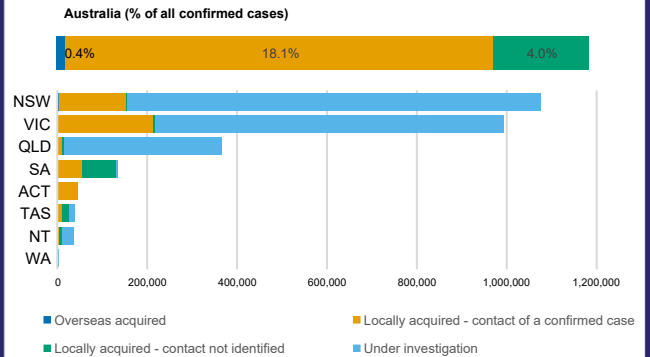
**DEATHS BY AGE GROUP AND SEX**



**CASES (DEATHS) BY STATE AND TERRITORIES**



**CASES BY SOURCE OF INFECTION**



**PUBLIC HEALTH RESPONSE MEASURE**

