



CURRENT STATUS OF CONFIRMED CASES



208



ACT	NSW	NT	QLD	SA	TAS	VIC	WA
2	92	1	34	13	2	64	0



ACT	NSW	NT	QLD	SA	TAS	VIC	WA
45	1,381	127	408	177	11	379	0

62,746,248




**TOTAL TESTS
REPORTED**

ACT	NSW	NT	QLD
882,388	28,375,561	696,678	6,753,527

SA	TAS	VIC	WA
3,757,818	549,217	19,309,157	2,421,902

DAILY NUMBER OF REPORTED CASES

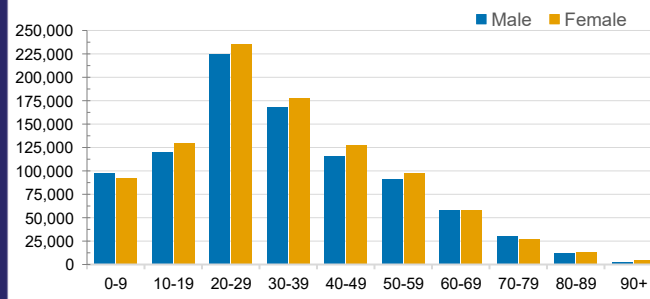


CASES IN AGED CARE SERVICES

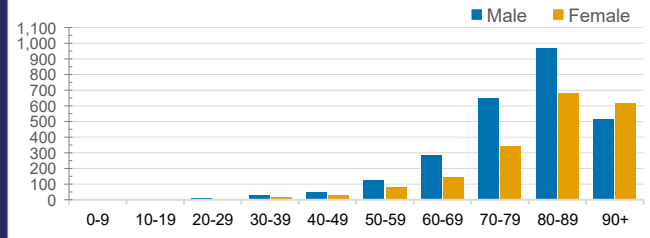
Confirmed Cases	Australia	ACT	NSW	NT	QLD	SA	TAS	VIC	WA
Residential Care Recipients	17889 (1709)	195 (15)	6690 (492)	54 (2)	3382 (184)	1277 (96)	167 (6)	6096 (914)	28
In Home Care Recipients	205 (13)	0	45 (3)	0	15	1	5 (2)	138 (7)	1 (1)

Cases in care recipients (deaths)

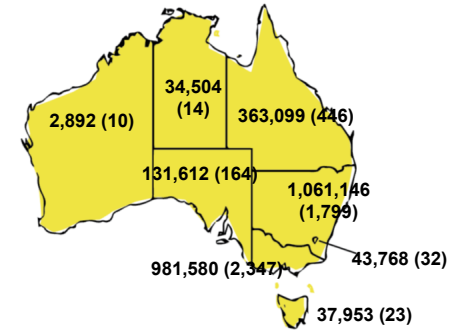
CASES BY AGE GROUP AND SEX



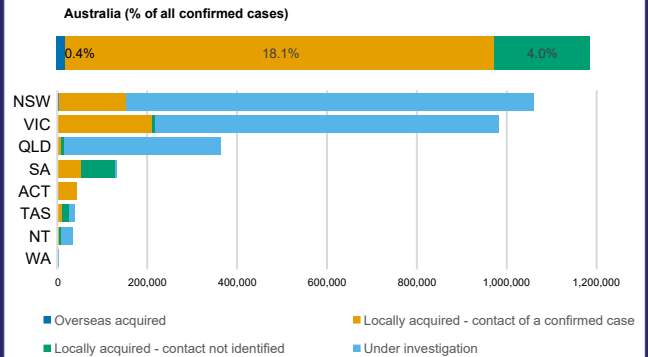
DEATHS BY AGE GROUP AND SEX



CASES (DEATHS) BY STATE AND TERRITORIES



CASES BY SOURCE OF INFECTION



PUBLIC HEALTH RESPONSE MEASURE

