



**CURRENT STATUS OF CONFIRMED CASES**



**222**



ACT	NSW	NT	QLD	SA	TAS	VIC	WA
4	96	1	35	18	1	67	0



**2,949**

ACT	NSW	NT	QLD	SA	TAS	VIC	WA
49	1,583	156	491	219	10	441	0

**62,448,135**




**TOTAL TESTS CONDUCTED**

**4.1% POSITIVE**

ACT	NSW	NT	QLD
876,607	28,252,170	691,620	6,715,904
POSITIVE	POSITIVE	POSITIVE	POSITIVE
4.8%	3.7%	4.6%	5.3%
SA	TAS	VIC	WA
3,729,458	545,058	19,243,677	2,393,641
POSITIVE	POSITIVE	POSITIVE	POSITIVE
3.4%	6.6%	5.0%	0.1%

**DAILY NUMBER OF REPORTED CASES**

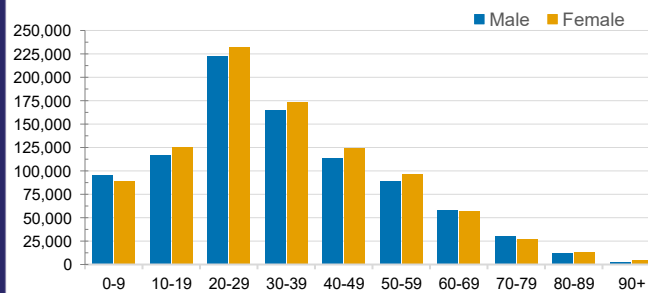


**CASES IN AGED CARE SERVICES**

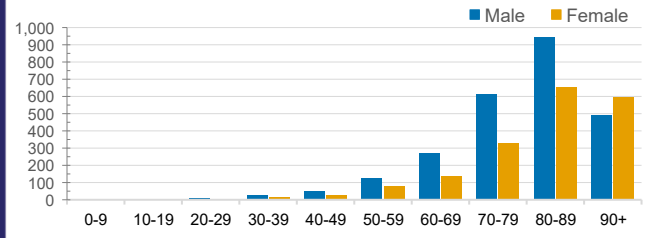
Confirmed Cases	Australia	ACT	NSW	NT	QLD	SA	TAS	VIC	WA
Residential Care Recipients	17455 (1658)	175 (15)	6403 (454)	34 (2)	3298 (175)	1277 (94)	167 (6)	6091 (912)	10
In Home Care Recipients	205 (13)	0	45 (3)	0	15	1	5 (2)	138 (7)	1 (1)

Cases in care recipients (deaths)

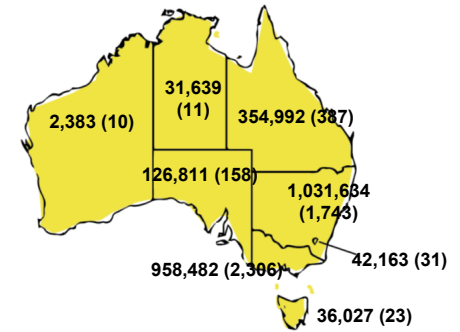
**CASES BY AGE GROUP AND SEX**



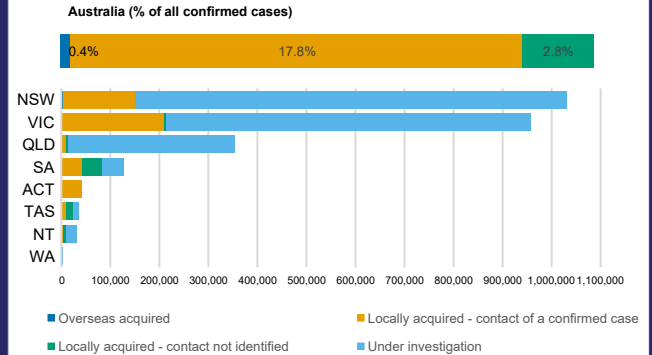
**DEATHS BY AGE GROUP AND SEX**



**CASES (DEATHS) BY STATE AND TERRITORIES**



**CASES BY SOURCE OF INFECTION**



**PUBLIC HEALTH RESPONSE MEASURE**

