



CURRENT STATUS OF CONFIRMED CASES



231



ACT	NSW	NT	QLD	SA	TAS	VIC	WA
4	100	1	41	18	1	66	0

3,069



ACT	NSW	NT	QLD	SA	TAS	VIC	WA
51	1,649	164	514	214	12	465	0

62,390,424




4.1% POSITIVE

**TOTAL TESTS
CONDUCTED**

ACT	NSW	NT	QLD
874,930	28,235,519	690,701	6,709,383
POSITIVE	POSITIVE	POSITIVE	POSITIVE
4.8%	3.6%	4.4%	5.3%
SA	TAS	VIC	WA
3,722,606	544,164	19,227,531	2,385,590
POSITIVE	POSITIVE	POSITIVE	POSITIVE
3.4%	3.0%	4.9%	0.1%

DAILY NUMBER OF REPORTED CASES

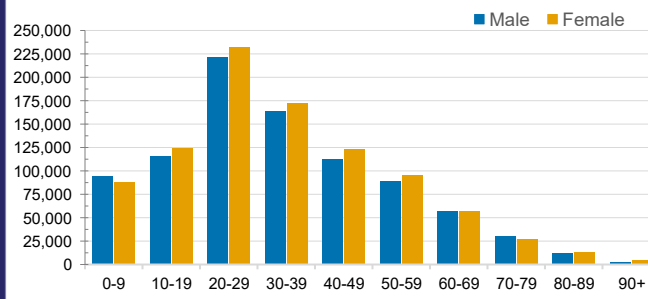


CASES IN AGED CARE SERVICES

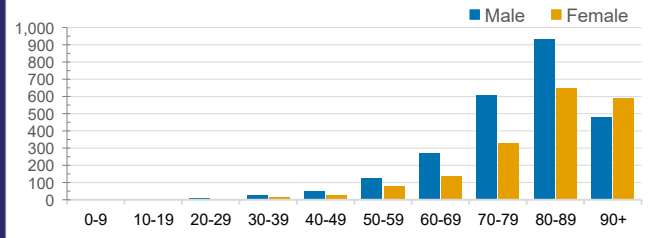
Confirmed Cases	Australia	ACT	NSW	NT	QLD	SA	TAS	VIC	WA
Residential Care Recipients	17258 (1648)	149 (14)	6312 (447)	30 (2)	3236 (173)	1263 (94)	167 (6)	6091 (912)	10
In Home Care Recipients	205 (13)	0	45 (3)	0	15	1	5 (2)	138 (7)	1 (1)

Cases in care recipients (deaths)

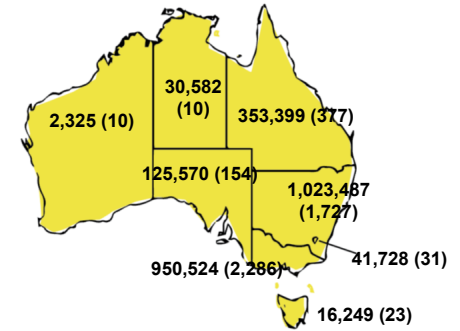
CASES BY AGE GROUP AND SEX



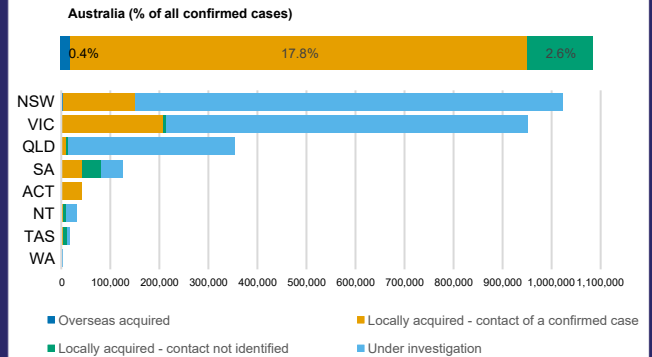
DEATHS BY AGE GROUP AND SEX



CASES (DEATHS) BY STATE AND TERRITORIES



CASES BY SOURCE OF INFECTION



PUBLIC HEALTH RESPONSE MEASURE

