



COVID-19 outbreaks in Australian residential aged care facilities

National snapshot

As at 5:00pm 28 January 2022 there are 23,900 active cases of COVID-19 related to aged care across 1,261 residential aged care facilities.

Table 1: Aged Care COVID-19 data as at 1700 of 27 January 2022¹

Active outbreaks	1,261
Resident cases associated with active outbreaks	9,643
Staff cases associated with active outbreaks	14,257
Deaths since July 2021	657 ^{2 3}
Total number of residential aged care facilities that have had an outbreak	1,952
Total number of outbreaks at residential aged care facilities	2,616
Number of residential aged care facilities with resolved outbreaks	824 (1,123 outbreaks closed)
Total resident cases	13,998
Total staff cases	16,773

¹ Includes transition care

² There were 282 deaths in 2021 and, as at 27 January 2022 389 in 2022.

³ In New South Wales, COVID-19 death is defined as a death in a confirmed case unless there is a clear alternative cause of death that cannot be related to COVID-19. There should be no period of complete recovery from COVID-19 between illness and death. The Victorian Department of Health and Human Services defines a COVID death as any death that occurs within 28 days of a positive COVID test result.

Analysis

Current situation in Australia

Joint arrangements are in place in all states and territories with active outbreak sites to support facilities with outbreaks and additional support for State emergency operation centres is being provided as the need arises. In Victoria, the Victorian Aged Care Response Centre is also fully operational, with Commonwealth and Victorian Government officials working closely together in a coordinated effort to respond to aged care outbreaks across the state.

As at 12:00 hrs 28 January 2022 there has been a total of 1,816,597 cases of COVID-19 reported, including 382,997 active cases and 3,402 deaths in Australia.

As at 28 January 2022 there are:

- 1,261 active outbreaks in residential aged care facilities nationally – 555 in NSW, 296 in Victoria, 149 in SA, 220 in QLD, 17 in TAS, 4 in the NT, and 20 in the ACT.
- 9,643 residents and 14,257 staff cases in verifiable active outbreaks.
 - Of the residents, 4,740 are in NSW, 1,891 in Victoria, 1,023 in SA, 1,844 in QLD, 69 in TAS, 19 in the NT and 57 in the ACT.
 - Of the staff, 6,356 are in NSW, 2,780 in Victoria, 1,523 in SA, 3,220 in QLD, 201 in TAS, 19 in NT and 158 in the ACT.
- 389 deaths have been reported in 2022 (a total of 1,356 since beginning of pandemic: 685 in 2020; 282 in 2021 and 389 in 2022).

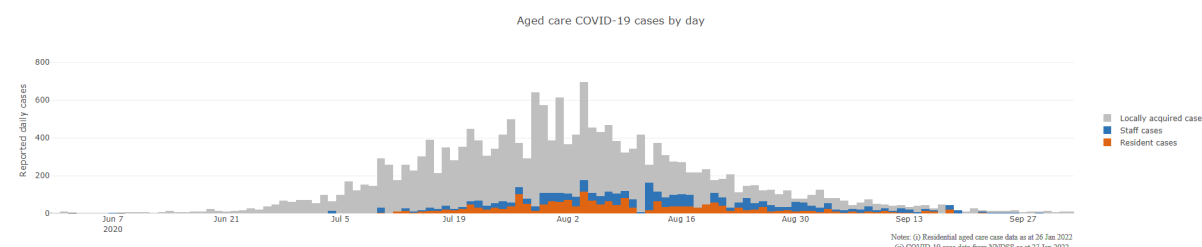
Case numbers and numbers of deaths are dependent upon reporting from facilities and validation of deaths from state and territory governments. In some cases this may be delayed, reflecting case numbers reported during a period rather than necessarily occurring during this period.

Determining cause of death rests with the States and Territories. In many cases where the resident has comorbidities, confirming a COVID death may take time and be impacted by findings from coronial inquiries. Reported COVID deaths are subject to change following these inquiries.

Further investigations are underway with State and Territory Governments to confirm 2021 and 2022 numbers reflect official and agreed deaths data.

Figure 1: Number of daily reported COVID-19 cases in Australian residential aged care Facilities overlayed with national locally acquired cases⁴

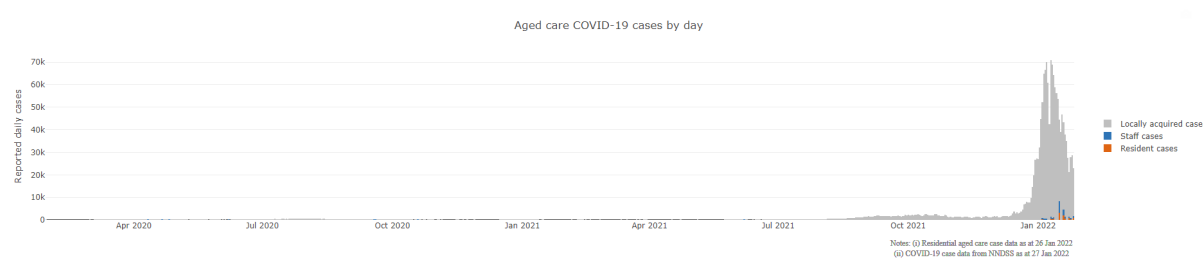
June 2020 to October 2020



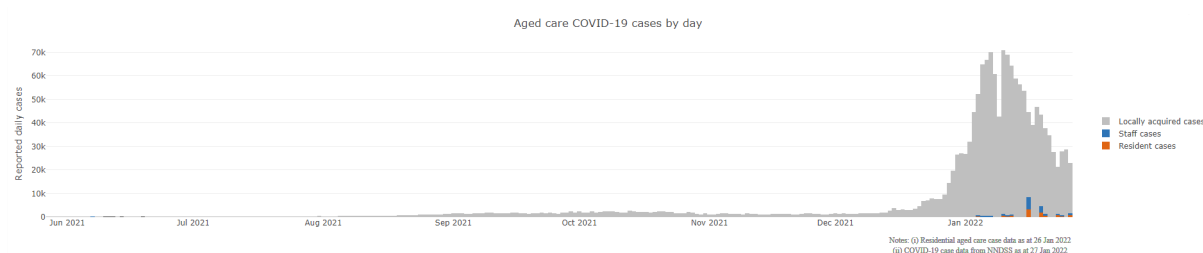
⁴ National daily cases sourced from NNDSS data as at 16 December 2021 and are filtered to locally acquired cases. Case numbers reflect the date of reporting which may differ to diagnosis date. Residential aged care facility staff and resident data sourced from the Department of Health Aged Care COVID Liaison Team. Totals reflect the date of case report and may be affected by delayed reporting.

'RACF' refers to cases in residential aged care facilities (staff and residents)

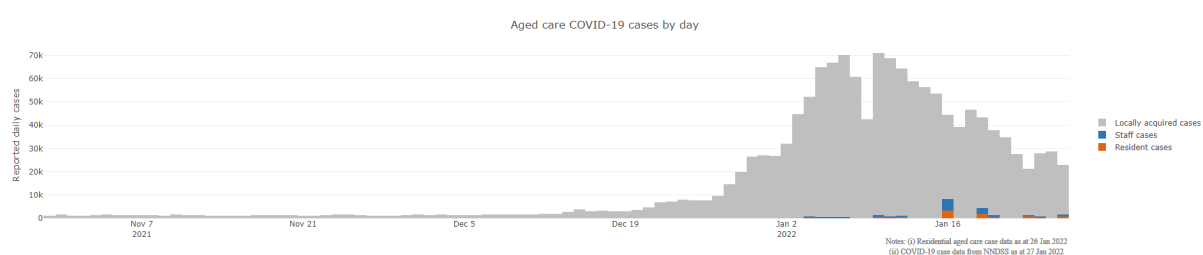
April 2020 to January 2022



June 2021 to January 2022



November 2021 to January 2022



International comparisons

During the COVID-19 pandemic, no country has been able to avoid outbreaks or deaths in residential aged care when there has been widespread community transmission.

The Australian death rate is 0.71 per cent (7.1 in 1,000) against the total number of residential aged care beds across the country.

By comparison, Canada has experienced over 12 times the number of deaths in care homes than Australia as at 26 January 2022.

- As at 26 January 2022, Canada had experienced 32,443 deaths. This includes 16,042 deaths at residential in care homes (or 49 per cent).
- 57 per cent of all aged care homes in Canada have had reported cases of COVID-19 in residents or staff (compared to 73 per cent in Australia).

Workforce in active residential aged care outbreaks

As at 28 January 2022, workforce surge staff have filled 78,446 shifts in aged care services impacted by COVID-19, these shifts include roles for GPs, nurses, care workers, allied health workers, executive and ancillary staff. This includes:

Table 2: Workforce resources supplied to residential aged care facilities

Agency	Resources Supplied (as at 28 January 2022)
State and NACER (National Aged Care Emergency)	Tasmanian Government: 7 clinical and 2 support staff.

Agency	Resources Supplied (as at 28 January 2022)
Response) Teams	Western Australian Government: 19 clinical personnel and 4 support staff. South Australian Government: 18 clinical personnel and 4 support staff. 12 NACER teams (70 personnel) have been deployed. The deployment of State and NACER teams is now complete.
Recruitment, Consulting, and Staffing Association (RCSA)	Staff supplied to fill 42,683 shifts.
Healthcare Australia	Staff supplied filled 6,889 shifts for workforce surge and 2,295 shifts for NACER teams.
Mable	Supplied 130 staff to fill 2,711 shifts.
Aspen Medical	14,531 shifts filled, including clinical first responder deployments.
Health X	Supplied 94 staff to fill 6,604 shifts.
Torrens Health	Supplied 2,714 shifts in surge workforce roles.
Residential Aged Care Visitation Assistant (RACVA)	RACVAs completed 2,733 shifts.

Provision of personal protective equipment (PPE)

A range of resources and online training on the use of PPE is available on the Department's website for aged care workers.

Since March 2020, the Commonwealth Government has been working with state and territory governments to ensure aged care facilities have sufficient PPE. PPE is dispatched both directly from the National Medical Stockpile (NMS) and by jurisdictions on the NMS' behalf, depending on the specific circumstances.

As at 27 January 2022, the NMS has provided aged care facilities with approximately:

- 35.4 million masks
- 14.1 million gowns
- 36.2 million gloves
- 11.5 million goggles and face shields
- 130,000 bottles of hand sanitiser

Testing of aged care residents and staff

Rapid Antigen Testing for Aged Care

The Australian Government, through the Department of Health, made COVID-19 rapid antigen testing (RAT) kits available to residential aged care facilities and short-term

restorative care (aged care services) in high transmission-risk areas and experiencing outbreaks.

Since August 2021, more than 7.6 million RATs have been distributed to aged care facilities. More than 78 million have been purchased by the Australian Government and these are being prioritised for aged care.

Sonic Weekly Testing

As at 25 January 2022, under contract with the Commonwealth, Sonic Healthcare has conducted 1,489,518 COVID 19 tests at 2,892 unique residential aged care facilities (RACFs) nationally. Of the 1,489,518 tests conducted, 18,961 have been positive.

Vaccination in Residential Aged Care Facilities

As at 28 January 2022, a total of 460,433 doses have been administered to residents in residential aged care facilities.

The Australian Government's COVID-19 booster vaccination program for residential aged care facilities has commenced. Consistent with the initial vaccine roll-out to residential aged care, the booster program will start with in-reach clinics, delivered primarily by vaccine administration providers under contract arrangements to the Commonwealth. Boosters can also be delivered by residential aged care facility self-management and GP and pharmacy in-reach clinics.

All facilities scheduled for in-reach through VAS providers are expected to receive boosters by the end of January 2022.

Infection control and audits

The Aged Care Quality and Safety Commission (Commission) conducted an infection control monitoring (ICM) program in all Australian jurisdictions, working in partnership with local health authorities. This program was in addition to the Commission's usual assessment and auditing program, and included spot checks to residential aged care services, without an outbreak, to check compliance with PPE and infection control arrangements.

The purpose of the visit was to observe infection control practices, to ensure that staff, management and visitors were adhering to safe personal protective equipment protocols and to safe infection control arrangements as required under the quality standards.

As at 27 January 2022, the Commission had undertaken 3,002 spot checks to observe infection control practices and PPE protocols in residential aged care facilities. The Commission is transitioning to a COVID-normal regulatory response and has ICM Spot Check Visit program. ICM spot check visits will no longer be undertaken as separate activities and will instead progress within the Commission's usual regulatory operations.

All residential aged care facilities are required to engage an onsite clinical lead to provide leadership and increase capacity in relation to infection prevention and control. The Australian Government is providing a second payment of the COVID-19 supplement to assist facilities in meeting the additional costs of preparing for and responding to COVID-19.

In addition, under the Commonwealth-State Plan to boost aged care preparedness, states and territories are complementing the activity being undertaken by the Commission through additional site visits by state health services at the local level, which includes work relating to infection prevention and control (see Table 3 below). These visits are strengthening state health service relationships with local aged care services as part of the standing up of joint health aged care emergency response centres in each jurisdiction.

The Australian Government is working collaboratively with the states and territories to further bolster infection prevention and control through high quality face-to-face training in the aged care sector. In particular, the Government has committed \$57.8 million to fund states and territories to deliver additional targeted infection prevention and control (IPC) training to enhance RACF staff IPC skills; and undertake prevention, preparedness and response activities to address a COVID-19 outbreak in RACFs, including supporting RACFs to uplift

IPC capacity by providing IPC training.

Table 3: Total Quality Assessment and Monitoring Activities with residential services (including IPC), by type and month 1 December 2020 – to 13 January 2022

Regulatory Activities	Jan-21	Feb-21	Mar-21	Apr-21	May-21	Jun-21	Jul-21	Aug-21	Sep-21	Oct-21	Nov-21	Dec-21	Jan-22	Total
Site visits	291	258	293	149	128	118	87	94	101	74	76	100	119	4,421
Non-site activities	356	364	252	143	82	599	531	909	871	294	164	233	55	15,146
Total	647	622	545	292	210	717	618	1,003	972	368	240	333	174	19,567

Appendix 1: National residential aged care services with Active outbreaks COVID-19⁵

	NAPSID	ServiceName	State	Resident Cases	Resident Deaths	Staff Cases	Total Cases
1	1195	Adria Village Ltd	ACT	1	0	6	7
2	1197	BaptistCare Carey Gardens Centre	ACT	2	0	3	5
3	1206	BaptistCare Griffith	ACT	0	0	16	16
4	1201	Bill McKenzie Gardens	ACT	3	0	2	5
5	1209	Fred Ward Gardens	ACT	2	0	7	9
6	1193	Goodwin Ainslie (Goodwin House)	ACT	4	0	2	6
7	1203	Goodwin Monash	ACT	2	0	1	3
8	23508	LDK Greenway Views	ACT	1	0	4	5
9	1198	Mountain View Aged Care Plus Centre	ACT	2	0	8	10
10	6571	Pines Living	ACT	1	0	25	26
11	1192	RFBI Holt Masonic Village	ACT	1	0	2	3
12	1190	Sir Leslie Morshead Manor	ACT	0	0	4	4
13	6311	Southern Cross Care Campbell Residential Aged Care	ACT	1	0	1	2
14	1188	Southern Cross Care Ozanam Residential Aged Care	ACT	0	0	3	3
15	1200	St Andrews Village Hostel	ACT	1	0	8	9
16	1202	Uniting Eabrai Weston ACT	ACT	0	0	6	6
17	1208	Uniting Mirinjani Weston ACT	ACT	1	0	0	1
18	1196	Villaggio Sant Antonio Hostel	ACT	17	1	18	35
19	7990	Warrigal Care Calwell	ACT	14	0	19	33
20	6800	Warrigal Care Stirling	ACT	10	0	18	28
21	978	Abbey House Aged Care	NSW	3	0	1	4
22	372	Abel Tasman Village	NSW	3	0	19	22
23	1142	Abernethy Nursing Home	NSW	0	0	2	2
24	381	ACDMA Aged Care Services	NSW	6	0	16	22
25	211	Adelene Court Hostel	NSW	1	0	1	2

⁵ Data presented is based on numbers of cases and deaths as reported to the Department.

	NAPSID	ServiceName	State	Resident Cases	Resident Deaths	Staff Cases	Total Cases
26	1029	Adelene Nursing Home	NSW	1	0	5	6
27	5849	Advantaged Care at Bondi Waters	NSW	5	0	2	7
28	6237	Advantaged Care at Georges Manor	NSW	36	1	27	63
29	933	Adventist Nursing Home	NSW	21	0	36	57
30	183	Agris Hutrof House	NSW	10	0	14	24
31	5310	Alexander Aged Care	NSW	32	2	36	68
32	83	Alexander Campbell House	NSW	2	0	2	4
33	7253	Alkira Gardens	NSW	3	0	5	8
34	181	Alkira Lodge	NSW	8	0	15	23
35	408	Allambie Heights Village Residential Aged Care Facility	NSW	2	0	2	4
36	389	Alton Lodge	NSW	2	0	2	4
37	827	Amaroo Aged Care Facility	NSW	1	0	3	4
38	1135	Anglican Care Cedar Wharf Lodge	NSW	16	0	8	24
39	254	Anglican Care Greenmount Gardens	NSW	2	1	4	6
40	529	Anglican Care Jesmond Grove	NSW	5	0	6	11
41	6568	Anglican Care Kilpatrick Court	NSW	6	1	1	7
42	6569	Anglican Care Scenic Lodge Merewether	NSW	1	0	1	2
43	246	Anglican Care Storm Village	NSW	1	0	0	1
44	5843	Anglican Care Warnervale Gardens	NSW	1	0	0	1
45	7272	Anglicare Barry Marsh House	NSW	0	0	4	4
46	891	Annandale Grove Care Community	NSW	16	0	12	28
47	10964	Annie Green Court	NSW	3	0	2	5
48	6385	Anthem	NSW	2	0	2	4
49	22821	Arcare Glenhaven	NSW	0	0	6	6
50	5858	Arcare Kanwal	NSW	8	0	16	24
51	27493	Arcare Mollymook	NSW	0	0	2	2
52	10975	Arcare Oatlands	NSW	0	0	2	2
53	22057	Arcare Warriewood	NSW	0	0	21	21
54	163	Archbold House Aged Care Facility	NSW	0	0	5	5

	NAPSID	ServiceName	State	Resident Cases	Resident Deaths	Staff Cases	Total Cases
55	19290	Arthur Blackburn VC Gardens	NSW	9	0	5	14
56	44	Aruma Lodge	NSW	6	0	3	9
57	613	Ashburn House Aged Care Facility	NSW	13	0	6	19
58	15	Ashfield Terrace Care Community	NSW	1	0	10	11
59	617	Ashwood Residential Care Service	NSW	36	2	28	64
60	795	Auburn Glen Care Community	NSW	0	0	2	2
61	5419	Aurum Erina	NSW	2	0	20	22
62	1121	Aurum Kincumber	NSW	1	0	7	8
63	22548	Australian Vietnamese Aged Care Services	NSW	0	0	18	18
64	9	Autumn Lodge Butler Street	NSW	6	0	3	9
65	293	Autumn Lodge Glass Street	NSW	0	0	2	2
66	121	Autumn Lodge Hostel	NSW	0	0	2	2
67	812	Avondale House	NSW	3	0	4	7
68	5536	Bangalor Retreat	NSW	18	0	11	29
69	22846	Bankstown Terrace Care Community	NSW	0	0	10	10
70	537	Banyula Lodge	NSW	6	0	9	15
71	5546	BaptistCare Aminya Centre	NSW	0	0	2	2
72	79	BaptistCare Cooinda Court	NSW	2	1	6	8
73	305	BaptistCare Dorothy Henderson Lodge	NSW	0	0	13	13
74	156	BaptistCare George Forbes House	NSW	0	0	5	5
75	271	BaptistCare Kularoo Centre	NSW	2	0	3	5
76	5	BaptistCare Maranoa Centre - Alstonville	NSW	1	0	6	7
77	500	BaptistCare Morven Gardens Centre	NSW	1	0	4	5
78	718	BaptistCare Niola Centre	NSW	1	0	3	4
79	5565	BaptistCare Shalom Centre	NSW	2	0	4	6
80	6814	BaptistCare The Gracewood Centre	NSW	3	0	4	7
81	6381	Bayswater Gardens	NSW	1	0	5	6
82	951	Beechwood Aged Care	NSW	5	0	2	7
83	833	Beecroft House Aged Care	NSW	1	0	5	6

	NAPSID	ServiceName	State	Resident Cases	Resident Deaths	Staff Cases	Total Cases
84	6804	Bella Vista Gardens	NSW	14	0	48	62
85	755	Belmore Place Care Community	NSW	5	0	14	19
86	7982	Benjamin Short Grove	NSW	1	0	3	4
87	6216	Beresford Hall	NSW	1	0	2	3
88	1181	Bernard Chan Nursing Home	NSW	0	0	2	2
89	1080	Bethany Aged Care Plus Centre	NSW	7	0	4	11
90	627	Bethel Lodge	NSW	1	0	7	8
91	914	Bexley Care Centre	NSW	0	0	3	3
92	538	Bill King Aged Care Facility	NSW	0	0	2	2
93	906	Blacktown Nursing Home	NSW	10	0	21	31
94	22953	Blacktown Terrace Care Community	NSW	22	1	23	45
95	630	Blakehurst Aged Care Centre	NSW	11	0	26	37
96	5432	Blue Hills Manor	NSW	2	0	7	9
97	28082	BlueWave Living	NSW	11	0	25	36
98	793	Bolton Clarke Cabrini	NSW	0	1	9	9
99	6198	Bolton Clarke Darlington	NSW	0	0	8	8
100	426	Bolton Clarke Macquarie View - Bolton Point	NSW	1	0	4	5
101	240	Bolton Clarke Winders Lodge	NSW	1	1	4	5
102	237	Borella House	NSW	6	1	7	13
103	22792	Boronia House	NSW	31	3	35	66
104	1060	Bossley Parkside Care Community	NSW	86	9	39	125
105	970	Brentwood Residential Aged Care Facility	NSW	26	0	15	41
106	57	Brian King Gardens	NSW	0	0	4	4
107	126	Brother Alberts Home	NSW	2	0	35	37
108	5396	Buckland	NSW	0	0	3	3
109	954	Bupa Ashbury	NSW	33	0	16	49
110	949	Bupa Ashfield	NSW	6	0	6	12
111	6964	Bupa Bankstown	NSW	34	0	36	70
112	534	Bupa Banora Point	NSW	3	0	9	12

	NAPSID	ServiceName	State	Resident Cases	Resident Deaths	Staff Cases	Total Cases
113	33	Bupa Bateau Bay	NSW	0	0	15	15
114	6957	Bupa Baulkham Hills	NSW	18	0	42	60
115	854	Bupa Bexley	NSW	8	1	6	14
116	19334	Bupa Clemton Park	NSW	57	9	49	106
117	5391	Bupa Dural	NSW	35	0	32	67
118	959	Bupa Greenacre	NSW	86	5	49	135
119	1036	Bupa Kempsey	NSW	23	0	26	49
120	956	Bupa Maroubra	NSW	36	0	22	58
121	5256	Bupa Mosman	NSW	0	0	5	5
122	897	Bupa North Rocks	NSW	47	2	46	93
123	6239	Bupa Pottsville Beach	NSW	9	0	8	17
124	20701	Bupa Seaforth	NSW	2	0	20	22
125	20699	Bupa St Ives	NSW	3	0	10	13
126	6231	Bupa Sutherland	NSW	9	0	5	14
127	526	Bupa Tamworth	NSW	0	0	12	12
128	6583	Bupa Willoughby	NSW	1	0	10	11
129	46	Byron Aged Care	NSW	0	0	3	3
130	569	Calvary Cessnock Retirement Community	NSW	5	0	6	11
131	350	Calvary Mt Carmel Retirement Community	NSW	3	1	3	6
132	477	Calvary Nazareth Retirement Community	NSW	4	0	1	5
133	1173	Calvary Ryde Retirement Community - Mary Potter Residential Care	NSW	2	0	7	9
134	309	Calvary St Francis Retirement Community	NSW	4	0	2	6
135	642	Canberra Nursing Home	NSW	30	3	30	60
136	939	Canterbury Place Care Community	NSW	71	1	22	93
137	386	Cardinal Stepinac Village	NSW	104	16	78	182
138	679	Carino Care at Oatley	NSW	21	1	15	36
139	888	Carino Care at Sylvania	NSW	45	2	25	70
140	552	Carol Allen House	NSW	13	0	19	32

	NAPSID	ServiceName	State	Resident Cases	Resident Deaths	Staff Cases	Total Cases
141	877	Caroline Chisholm Nursing Home	NSW	3	0	1	4
142	923	Casa Mia Aged Care Centre	NSW	11	1	1	12
143	10914	CASS Residential Aged Care Facility	NSW	0	0	8	8
144	112	Catholic Healthcare Bethlehem House	NSW	0	0	2	2
145	554	Catholic Healthcare Bodington	NSW	0	0	5	5
146	5738	Catholic Healthcare Brigidine House	NSW	3	0	4	7
147	281	Catholic Healthcare Emmaus Village	NSW	0	0	7	7
148	133	Catholic Healthcare George Mockler Hostel	NSW	8	0	0	8
149	1067	Catholic Healthcare Gertrude Abbott Aged Care	NSW	10	0	12	22
150	159	Catholic Healthcare Holy Spirit Aged Care	NSW	1	0	3	4
151	27500	Catholic Healthcare Holy Spirit Casula	NSW	17	0	17	34
152	5635	Catholic Healthcare Holy Spirit Croydon	NSW	0	0	13	13
153	576	Catholic Healthcare Holy Spirit Dubbo	NSW	0	0	2	2
154	1031	Catholic Healthcare Lewisham Nursing Home	NSW	0	0	10	10
155	302	Catholic Healthcare Lewisham Retirement Hostel	NSW	7	0	5	12
156	459	Catholic Healthcare Maranatha Lodge	NSW	1	0	2	3
157	196	Catholic Healthcare McQuoin Park	NSW	12	0	2	14
158	268	Catholic Healthcare Percy Miles Villa	NSW	1	0	4	5
159	851	Catholic Healthcare St Anne's Aged Care	NSW	14	0	13	27
160	1049	Catholic Healthcare St Augustine's Aged Care	NSW	6	1	6	12
161	103	Catholic Healthcare St Bedes Home	NSW	6	0	8	14
162	127	Catholic Healthcare St James Villa	NSW	6	0	11	17
163	102	Catholic Healthcare St Joseph Aged Care	NSW	3	0	4	7
164	277	Catholic Healthcare St Joseph's Aged Care	NSW	8	0	7	15
165	217	Catholic Healthcare St Mary's Retirement Village	NSW	0	0	2	2
166	7619	Catholic Healthcare St Paul's Residential Aged Care	NSW	0	0	3	3
167	6880	Catholic Healthcare St Peter's Lane Cove North	NSW	1	0	4	5
168	278	Catholic Healthcare The Sister Anne Court Aged Care	NSW	7	0	11	18
169	5179	Catholic Healthcare Villa Maria Centre	NSW	1	0	3	4

	NAPSID	ServiceName	State	Resident Cases	Resident Deaths	Staff Cases	Total Cases
170	176	Catholic Healthcare Vincentian Aged Care Service	NSW	3	0	3	6
171	5708	Chamberlain Gardens Aged Care	NSW	0	0	4	4
172	400	Charingfield	NSW	1	0	1	2
173	498	Charles Chambers Court	NSW	1	0	9	10
174	150	Cherrybrook Christian Care Centre	NSW	3	0	2	5
175	241	Chester Hill Village	NSW	1	0	0	1
176	7222	Chiswick Manor Care Community	NSW	1	0	6	7
177	216	Christophorus House Hostel	NSW	9	0	11	20
178	348	Clelland Lodge	NSW	0	0	4	4
179	655	Clover Lea Nursing Home	NSW	18	1	20	38
180	5456	Coastal Waters Aged Care	NSW	0	0	2	2
181	5714	Coffs Harbour Grange Care Community	NSW	10	1	15	25
182	985	Coffs Harbour Legacy Nursing Home	NSW	0	0	4	4
183	5169	Coffs Haven Residential Care Service	NSW	0	0	12	12
184	701	Columbia Aged Care Services - Acacia Centre	NSW	9	0	5	14
185	932	Columbia Aged Care Services - Strathdale Centre	NSW	30	1	15	45
186	6229	Columbia Aged Care Services - Willowood Centre	NSW	7	0	13	20
187	507	Concord Community Hostel	NSW	6	0	9	15
188	185	Constitution Hill Aged Care	NSW	53	3	63	116
189	1126	Cooinda	NSW	11	0	16	27
190	5467	Courtlands Aged Care Facility	NSW	7	0	24	31
191	1075	Crowley Retirement Village	NSW	0	0	17	17
192	3	Dellacourt	NSW	8	0	18	26
193	1156	Denhams Beach Care Community	NSW	0	0	6	6
194	1017	Dubbo Homestead Care Community	NSW	7	0	5	12
195	22861	Dudley Foord House	NSW	6	0	8	14
196	22789	Dural House Aged Care	NSW	1	0	0	1
197	5867	Durham Green Lodge Memory Care	NSW	16	0	11	27
198	650	Eileen Armstrong House	NSW	7	0	4	11

	NAPSID	ServiceName	State	Resident Cases	Resident Deaths	Staff Cases	Total Cases
199	430	Elizabeth Jenkins Place Aged Care Plus Centre	NSW	15	0	20	35
200	492	Elizabeth Lodge (Rushcutters Bay)	NSW	1	0	4	5
201	195	Elizabeth Lodge Hostel	NSW	1	0	7	8
202	5490	Emmaus	NSW	1	0	1	2
203	5874	Estia Health Albury	NSW	0	0	6	6
204	550	Estia Health Bankstown	NSW	51	2	50	101
205	941	Estia Health Bexley Park	NSW	0	0	4	4
206	26994	Estia Health Blakehurst	NSW	1	0	4	5
207	641	Estia Health Camden	NSW	73	2	54	127
208	804	Estia Health Epping - The Poplars	NSW	0	0	2	2
209	1041	Estia Health Figtree	NSW	0	0	3	3
210	828	Estia Health Kilbride	NSW	121	4	58	179
211	1170	Estia Health Kogarah	NSW	13	0	9	22
212	882	Estia Health Manly Vale	NSW	1	0	7	8
213	940	Estia Health Merrylands	NSW	17	2	42	59
214	5699	Estia Health Taree	NSW	1	0	0	1
215	6382	Estia Health Tea Gardens	NSW	1	0	2	3
216	5462	Estia Health Willoughby	NSW	5	0	12	17
217	881	Fairfield Nursing Home	NSW	36	1	27	63
218	873	Ferndale Gardens Aged Care Facility	NSW	15	1	9	24
219	454	Feros Village Byron Bay	NSW	0	0	2	2
220	294	Feros Village Wommin Bay	NSW	3	0	4	7
221	502	Fig Tree Point Aged Care Facility	NSW	2	0	6	8
222	1120	Finley Regional Care	NSW	1	0	9	10
223	399	Fitzgerald Memorial Aged Care Facility Limited	NSW	3	1	8	11
224	429	Flinders Court	NSW	0	0	2	2
225	1038	Florence Price Gardens	NSW	0	0	2	2
226	497	Frederic House	NSW	2	0	9	11
227	22921	Gallipoli Home	NSW	0	0	6	6

	NAPSID	ServiceName	State	Resident Cases	Resident Deaths	Staff Cases	Total Cases
228	942	Garden View Nursing Home	NSW	4	0	5	9
229	1077	Garden Village	NSW	8	0	16	24
230	5270	Genista Aged Care Facility	NSW	3	0	5	8
231	5868	Georges Estate Health & Aged Care	NSW	16	0	14	30
232	1151	Gillawarna Village	NSW	5	4	4	9
233	226	Glaica House	NSW	0	0	9	9
234	508	Glengarry	NSW	0	0	3	3
235	872	Glenwood Nursing Home	NSW	2	0	1	3
236	6153	Goodhew Gardens	NSW	2	0	1	3
237	672	Goondie Aged Care Home	NSW	2	0	3	5
238	22734	Gosling Creek Aged Care	NSW	14	1	10	24
239	557	Governor Phillip Manor	NSW	1	0	12	13
240	438	Greenhills Lodge	NSW	2	0	3	5
241	886	Greenwood Aged Care	NSW	3	0	3	6
242	935	Guildford Nursing Home	NSW	8	0	12	20
243	7275	Gumleigh Gardens Hostel	NSW	2	0	1	3
244	720	Gymea Bay Aged Care	NSW	5	0	4	9
245	6808	Hakea Grove Aged Care	NSW	2	0	5	7
246	99	HammondCare - Bond House	NSW	11	0	20	31
247	8075	HammondCare - Cardiff	NSW	11	0	11	22
248	25039	HammondCare - Darlinghurst	NSW	4	0	5	9
249	512	HammondCare - Leighton Lodge	NSW	26	0	19	45
250	442	HammondCare - Princess Juliana Lodge	NSW	5	0	10	15
251	676	HammondCare - Southwood	NSW	14	0	4	18
252	396	HammondCare - The Meadows	NSW	10	0	12	22
253	7975	HammondCare - Wahroonga	NSW	2	0	3	5
254	365	HammondCare - Waldegrave House	NSW	1	0	3	4
255	385	HammondCare Waratah	NSW	0	0	7	7
256	1016	Harbison Burradoo	NSW	7	2	13	20

	NAPSID	ServiceName	State	Resident Cases	Resident Deaths	Staff Cases	Total Cases
257	481	Harbison Moss Vale	NSW	2	0	13	15
258	1094	Harbourside Haven Nursing Home and Hostel	NSW	0	0	6	6
259	228	Haydays Retirement Hostel	NSW	2	0	4	6
260	373	Heiden Park Lodge	NSW	10	0	21	31
261	532	Heritage Botany	NSW	1	0	4	5
262	517	Heritage Illawong	NSW	0	0	2	2
263	862	Heritage Kingswood	NSW	3	0	10	13
264	6175	Heritage Lodge Assisted Aged Care	NSW	0	0	0	0
265	6377	Hillside at Figtree	NSW	0	0	4	4
266	6803	Hixson Gardens Aged Care Facility	NSW	19	0	33	52
267	326	Holbrook Hostel	NSW	3	0	3	6
268	7616	Homewood Gardens	NSW	3	0	2	5
269	922	Homewood Nursing Home	NSW	54	0	48	102
270	738	Hunters Hill Montefiore Home	NSW	11	0	10	21
271	960	Huntingdon Gardens Aged Care Facility	NSW	15	1	36	51
272	50	IBIS Care Miranda	NSW	9	0	1	10
273	65	Illawarra Diggers	NSW	1	0	3	4
274	341	Illawarra Multi-Cultural Village Hostel	NSW	9	0	9	18
275	1096	Imlay House	NSW	15	2	13	28
276	5453	Indochinese Aged Care Services	NSW	0	0	16	16
277	946	IRT Berala on the Park	NSW	23	1	28	51
278	1116	IRT Culburra Beach	NSW	2	1	1	3
279	5276	IRT Greenwell Gardens	NSW	2	0	4	6
280	6196	IRT Macarthur	NSW	5	0	5	10
281	1063	IRT Sarah Claydon	NSW	1	0	0	1
282	982	IRT Tarrawanna Care Centre	NSW	1	0	3	4
283	173	IRT Thomas Holt Kirrawee	NSW	5	0	4	9
284	422	IRT William Beach Gardens	NSW	4	0	4	8
285	1021	IRT Woonona	NSW	5	0	3	8

	NAPSID	ServiceName	State	Resident Cases	Resident Deaths	Staff Cases	Total Cases
286	175	James Milson Village North Sydney	NSW	2	0	2	4
287	527	James Milson Village Woolwich	NSW	6	0	5	11
288	1175	Japara Albury & District	NSW	0	0	3	3
289	866	Japara Brighton-Le-Sands	NSW	3	0	27	30
290	27611	Japara Corymbia	NSW	6	0	12	18
291	1176	Japara The Brelsford	NSW	28	2	24	52
292	6383	Japara The Mariner	NSW	0	0	3	3
293	7979	John Edmondson VC Gardens	NSW	22	0	36	58
294	5875	Jonathan Rogers GC House	NSW	1	0	0	1
295	132	Juliana Village	NSW	4	0	3	7
296	1161	Kanwal Gardens Care Community	NSW	11	0	18	29
297	735	Katoomba Views Care Community	NSW	3	0	7	10
298	824	Killara Gardens Aged Care	NSW	15	0	26	41
299	19285	Kintyre Lodge - Dubbo	NSW	4	0	12	16
300	452	Koonambil Aged Care	NSW	1	0	5	6
301	1051	Kurrajong & District Community Nursing Home	NSW	0	0	4	4
302	1153	Lady Of Grace Nursing Home	NSW	0	0	4	4
303	691	Lansdowne Aged Care Facility	NSW	40	3	38	78
304	6915	Lansdowne Gardens	NSW	0	0	3	3
305	479	Lara Aged Care	NSW	19	0	19	38
306	1148	Laurieton Lakeside Aged Care Residence	NSW	18	0	19	37
307	471	Leigh Place	NSW	3	0	6	9
308	227	Lemongrove Gardens Hostel	NSW	1	0	3	4
309	808	Loreto Home of Compassion	NSW	11	0	23	34
310	6230	Lucy Chieng Aged Care Centre	NSW	3	1	12	15
311	23615	MacKillop House	NSW	0	0	4	4
312	6224	Macleay Valley House	NSW	8	1	22	30
313	11	Macquarie Lodge Aged Care Plus Centre	NSW	11	0	13	24
314	930	Manly Hillside Care Community	NSW	12	0	5	17

	NAPSID	ServiceName	State	Resident Cases	Resident Deaths	Staff Cases	Total Cases
315	973	Manly Vale Nursing Home	NSW	50	1	35	85
316	239	Maranatha House	NSW	0	0	6	6
317	6226	Marco Polo Woonona Care Services	NSW	1	0	11	12
318	6923	Marcus Loane House	NSW	7	0	2	9
319	1045	Mareeba Aged Care	NSW	0	0	7	7
320	5856	Mark Moran at Little Bay	NSW	0	0	6	6
321	705	Maroba Nursing Home	NSW	9	0	8	17
322	965	Maroubra Shores	NSW	0	0	5	5
323	416	Mary Andrews Retirement Village Hostel	NSW	0	0	4	4
324	503	Mater Christi Aged Care Facility	NSW	9	0	21	30
325	75	Maybanke Aged Care Plus Centre	NSW	0	0	2	2
326	104	McLean Care Ltd	NSW	2	0	6	8
327	1128	McLean Care Mackellar Apex Campus	NSW	2	0	2	4
328	668	Meadowbank Grove Care Community	NSW	6	0	3	9
329	149	Melrose Cottage Settlement	NSW	0	0	11	11
330	22858	Melva McDonald Lodge	NSW	4	0	22	26
331	903	Mercy Aged Care Services (Singleton)	NSW	1	0	7	8
332	1025	Mercy Place Albury	NSW	30	9	6	36
333	707	Meredith House Nursing Home	NSW	0	0	12	12
334	71	Merton Court Hostel	NSW	2	0	0	2
335	1000	Mildred Symons House	NSW	19	0	19	38
336	621	Milford House Nursing Home	NSW	0	0	8	8
337	5523	Minchinbury Manor	NSW	1	0	7	8
338	879	Miranda Aged Care Facility	NSW	14	0	6	20
339	885	Mona Vale House	NSW	0	0	3	3
340	889	Mona Vale View Care Community	NSW	0	0	3	3
341	5258	Montana Aged Care Facility	NSW	1	1	4	5
342	6962	Moran Engadine	NSW	5	0	14	19
343	6809	Moran Kellyville	NSW	28	3	37	65

	NAPSID	ServiceName	State	Resident Cases	Resident Deaths	Staff Cases	Total Cases
344	6801	Moran Sylvania	NSW	2	0	8	10
345	332	Mountain View Lodge Hostel	NSW	2	0	2	4
346	1144	Mountainview Nursing Home	NSW	2	0	2	4
347	894	Moyne Aged Care Plus Centre (2519)	NSW	6	0	7	13
348	1072	Mudgee Grove Care Community	NSW	0	0	2	2
349	23	Murray Haven Hostel	NSW	2	0	5	7
350	328	Murray House	NSW	0	0	2	2
351	262	Murray Vale Shalem Hostel	NSW	1	0	0	1
352	1071	Murrayvale Aged Care	NSW	7	0	11	18
353	1073	Murwillumbah Greens Care Community	NSW	8	0	0	8
354	330	Myoora Homestead Hostel	NSW	3	0	1	4
355	1158	Narrabeen Glades Care Community	NSW	5	1	2	7
356	1100	Navorina Nursing Home	NSW	5	0	7	12
357	178	Nazareth House Tamworth	NSW	1	0	3	4
358	1028	Norah Head Care Community	NSW	18	0	8	26
359	55	Nuffield Village	NSW	14	0	8	22
360	28	Oberon Multi-Purpose Service	NSW	1	0	0	1
361	1164	Orange Grove Care Community	NSW	7	0	8	15
362	162	Our Lady Of Consolation Home	NSW	5	1	30	35
363	432	Pacific Lodge Aged Care Plus Centre	NSW	1	1	13	14
364	47	Paling Court Residential Aged Care	NSW	26	0	15	41
365	7217	Pathways Cronulla Pines	NSW	10	0	9	19
366	6899	Pathways Sailors Bay	NSW	2	0	5	7
367	1064	Patrick Bugden VC Gardens	NSW	1	0	1	2
368	5943	Pembroke Lodge	NSW	8	0	26	34
369	6905	Pemulwuy Aged Care	NSW	2	0	4	6
370	444	Peninsula Villages Ltd	NSW	0	0	6	6
371	756	Peter Cosgrove House	NSW	5	0	0	5
372	339	Peter Sinclair Gardens	NSW	2	0	3	5

	NAPSID	ServiceName	State	Resident Cases	Resident Deaths	Staff Cases	Total Cases
373	547	Presbyterian Aged Care - Ashfield	NSW	7	1	19	26
374	549	Presbyterian Aged Care - Paddington	NSW	13	0	5	18
375	440	Presbyterian Aged Care - Wescott	NSW	2	0	5	7
376	316	Prunus Lodge	NSW	1	0	3	4
377	1050	Quakers Hillside Care Community	NSW	25	1	22	47
378	5340	Raffles Assisted Aged Care	NSW	0	0	2	2
379	6214	Randwick Montefiore Home	NSW	17	0	28	45
380	455	Rathgar Lodge	NSW	2	0	1	3
381	1155	Raymond Terrace Gardens Care Community	NSW	3	0	11	14
382	6158	Redleaf Manor Aged Care	NSW	18	0	2	20
383	7973	Regis Elermore Vale	NSW	10	0	4	14
384	1098	Regis Hornsby	NSW	1	0	5	6
385	752	Regis Hurstville	NSW	0	0	2	2
386	5578	Regis Port Stephens	NSW	11	0	13	24
387	1187	Regis Rose Bay	NSW	5	0	8	13
388	354	Remembrance Village	NSW	4	0	7	11
389	383	Residential Gardens	NSW	55	1	47	102
390	5674	RFBI Basin View Masonic Village	NSW	1	0	2	3
391	1114	RFBI Bellingen Masonic Village	NSW	6	0	5	11
392	124	RFBI Benhome Masonic Village	NSW	3	0	10	13
393	417	RFBI Berry Masonic Village	NSW	0	0	2	2
394	446	RFBI Cessnock Masonic Village	NSW	0	0	3	3
395	449	RFBI Goulburn Masonic Village	NSW	2	0	3	5
396	404	RFBI Kurri Kurri Masonic Village	NSW	1	0	6	7
397	6223	RFBI Leeton Masonic Village	NSW	5	0	10	15
398	5958	Riverside Gardens Nursing Care Centre	NSW	3	0	4	7
399	356	Riverwood Hostel	NSW	0	0	2	2
400	7977	Ron Middleton VC Gardens	NSW	10	1	19	29
401	384	Rose Mumbler Village	NSW	0	0	9	9

	NAPSID	ServiceName	State	Resident Cases	Resident Deaths	Staff Cases	Total Cases
402	945	Rosemore Aged Care	NSW	9	1	3	12
403	544	RSL ANZAC Village	NSW	7	0	3	10
404	5873	Ruby Manor	NSW	16	0	27	43
405	1174	Russian Relief Association of St Sergius of Radonezh	NSW	113	13	97	210
406	6387	Rutherford Park Care Community	NSW	9	0	5	14
407	605	S Antonio Da Padova Nursing Home	NSW	30	0	36	66
408	1147	Scalabrini Village Allambie Heights	NSW	20	0	22	42
409	1133	Scalabrini Village Chipping Norton	NSW	33	0	36	69
410	1111	Scalabrini Village Griffith	NSW	0	0	13	13
411	1014	Scalabrini Village Nursing Home (Austral)	NSW	23	2	4	27
412	1183	Scalabrini Village Nursing Home (Bexley)	NSW	3	0	8	11
413	1125	Seven Hills Nursing Home	NSW	1	0	3	4
414	905	Shangri-La Nursing Home	NSW	19	0	6	25
415	22879	Sienna Grange Aged Care	NSW	3	0	3	6
416	1048	Sir William Hudson Memorial Centre	NSW	0	0	8	8
417	1166	Sirius Cove Nursing Home	NSW	3	0	13	16
418	414	Southern Cross Care Assumption Villa Residential Aged Care	NSW	3	0	6	9
419	62	Southern Cross Care Cootamundra Residential Aged Care	NSW	0	0	2	2
420	410	Southern Cross Care Daceyville Residential Aged Care	NSW	6	0	11	17
421	523	Southern Cross Care Greystanes Residential Aged Care	NSW	1	0	4	5
422	130	Southern Cross Care John Woodward Residential Aged Care	NSW	2	0	28	30
423	821	Southern Cross Care Marian Nursing Home	NSW	24	1	24	48
424	5535	Southern Cross Care Marsfield Residential Aged Care	NSW	2	0	4	6
425	5851	Southern Cross Care Mawsons Court Residential Aged Care	NSW	11	1	10	21
426	489	Southern Cross Care Nagle Residential Aged Care	NSW	1	0	6	7

	NAPSID	ServiceName	State	Resident Cases	Resident Deaths	Staff Cases	Total Cases
427	189	Southern Cross Care North Turrumurra Residential Aged Care	NSW	0	0	8	8
428	70	Southern Cross Care Orana Residential Aged Care	NSW	0	0	2	2
429	283	Southern Cross Care Parkes Residential Aged Care	NSW	1	0	6	7
430	463	Southern Cross Care South Coogee Residential Aged Care	NSW	9	0	13	22
431	94	Southern Cross Care St Catherine's Residential Aged Care	NSW	0	0	2	2
432	398	Southern Cross Care St Francis Residential Aged Care	NSW	0	0	5	5
433	462	Southern Cross Care St Martha's Residential Aged Care	NSW	0	0	0	0
434	5852	Southern Cross Care Tenison Goulburn Residential Aged Care	NSW	2	0	3	5
435	22781	Southern Cross Care Thornton Park	NSW	5	0	20	25
436	214	Southern Cross Care Young Residential Aged Care	NSW	2	0	1	3
437	1136	Southhaven Aged Care	NSW	34	0	43	77
438	1163	Springwood Greens Care Community	NSW	1	0	3	4
439	233	St Agnes Site	NSW	1	0	3	4
440	1066	St Andrew's Village Ballina	NSW	0	0	11	11
441	7	St Basil's Annandale	NSW	12	0	26	38
442	539	St Basil's Kogarah	NSW	29	0	10	39
443	114	St Basil's Lakemba	NSW	45	7	45	90
444	7273	St Brigid's Green Maroubra	NSW	5	0	41	46
445	565	St Catherine's Aged Care Services	NSW	8	0	8	16
446	19425	St Charbel's Care Centre	NSW	37	2	28	65
447	5176	St David's Village	NSW	1	0	2	3
448	243	St Dominic's Home for the Elderly	NSW	9	0	0	9
449	39	St Elizabeth Home	NSW	0	0	15	15
450	1165	St Ezekiel Moreno Nursing Home	NSW	23	2	24	47
451	931	St George Aged Care Centre	NSW	26	0	34	60

	NAPSID	ServiceName	State	Resident Cases	Resident Deaths	Staff Cases	Total Cases
452	1137	St Hedwig Village	NSW	7	2	21	28
453	531	St Joseph's Aged Care Facility Kensington	NSW	12	0	8	20
454	586	St Josephs Nursing Home	NSW	1	0	5	6
455	1070	St Lukes Nursing Home	NSW	6	0	12	18
456	1026	St Luke's Village	NSW	0	0	2	2
457	546	St Marys Villa Residential Aged Care	NSW	0	0	6	6
458	19314	St Patrick's Green	NSW	2	0	11	13
459	390	St Simeon Village	NSW	1	0	0	1
460	8068	St Vincent's Care Services Bronte	NSW	4	0	0	4
461	318	St Vincent's Care Services Haberfield	NSW	0	0	2	2
462	413	St Vincent's Care Services Yennora	NSW	27	4	38	65
463	898	Stanmore Place Care Community	NSW	30	2	20	50
464	22733	Strathearn House	NSW	0	0	3	3
465	299	Stroud Community Lodge	NSW	3	0	3	6
466	6961	SummitCare Baulkham Hills	NSW	8	0	49	57
467	919	SummitCare Liverpool-173	NSW	39	3	40	79
468	535	SummitCare Penrith	NSW	26	0	32	58
469	1177	SummitCare Smithfield	NSW	50	2	45	95
470	540	SummitCare St Marys	NSW	15	0	48	63
471	868	SummitCare Waverley	NSW	2	0	6	8
472	5970	SWIAA Gardens	NSW	9	1	35	44
473	6945	Tallwoods Corner Aged Care Service	NSW	0	0	7	7
474	1149	Tarragal House	NSW	0	0	5	5
475	519	The Donald Coburn Centre	NSW	7	0	7	14
476	53	The Laurels	NSW	0	0	2	2
477	714	The Little Sisters of the Poor Mount St Joseph's Home	NSW	2	0	3	5
478	909	The Manor Fairfield East	NSW	35	5	25	60
479	643	The Maronite Sisters Of The Holy Family Village	NSW	41	0	17	58
480	6375	The Orchards Aged Care	NSW	26	1	4	30

	NAPSID	ServiceName	State	Resident Cases	Resident Deaths	Staff Cases	Total Cases
481	724	The Palms Nursing Home	NSW	1	0	1	2
482	96	The Pioneers Lodge	NSW	8	0	14	22
483	7281	The Royce Manor	NSW	11	2	10	21
484	26579	The Village by Scalabrini	NSW	21	0	44	65
485	1079	The Whiddon Group - Casino	NSW	5	0	7	12
486	669	The Whiddon Group - Glenfield	NSW	10	0	125	135
487	1043	The Whiddon Group - Grafton	NSW	0	0	5	5
488	101	The Whiddon Group - Hornsby	NSW	4	0	10	14
489	351	The Whiddon Group - Largs	NSW	0	0	5	5
490	298	The Whiddon Group - Laurieton	NSW	2	0	2	4
491	122	The Whiddon Group - Maclean	NSW	1	0	1	2
492	234	The Whiddon Group - Narrabri - Robert Young	NSW	1	0	4	5
493	310	The Whiddon Group - Redhead	NSW	8	0	11	19
494	182	The Whiddon Group Temora - Greenstone	NSW	1	0	0	1
495	805	The Willows Private Nursing Home Pty Ltd	NSW	25	0	9	34
496	5267	Thomas and Rosetta Agst Aged Care Facility	NSW	3	0	1	4
497	213	Thomas Eccles Gardens	NSW	4	1	4	8
498	825	Thomas Street Lodge	NSW	0	2	10	10
499	514	Three Tree Lodge	NSW	0	0	7	7
500	1160	Tingira Hills Care Community	NSW	16	0	26	42
501	1138	Turramurra House Nursing Home	NSW	3	0	2	5
502	5870	Tweed River Care Community	NSW	3	0	0	3
503	1157	Tweed Valley Care Community	NSW	5	0	0	5
504	604	Uniting Abrina Ashfield	NSW	6	0	0	6
505	395	Uniting Alblas Lodge Tamworth	NSW	3	0	3	6
506	607	Uniting Aldersgate Lilyfield	NSW	4	0	19	23
507	116	Uniting Annesley Haberfield	NSW	1	0	1	2
508	6243	Uniting Arrunga Ermington	NSW	8	0	1	9
509	248	Uniting Banks Lodge Peakhurst	NSW	17	0	11	28

	NAPSID	ServiceName	State	Resident Cases	Resident Deaths	Staff Cases	Total Cases
510	6378	Uniting Berry	NSW	0	0	4	4
511	981	Uniting Bowden Brae Normanhurst	NSW	10	0	5	15
512	161	Uniting Bruce Sharpe Rockdale	NSW	7	0	6	13
513	409	Uniting Caroon Yamba	NSW	4	0	1	5
514	6388	Uniting Eden	NSW	2	0	0	2
515	1059	Uniting Edinglassie Emu Plains	NSW	0	0	3	3
516	6232	Uniting Elanora Shellharbour	NSW	7	0	0	7
517	790	Uniting Elizabeth Gates Singleton	NSW	5	0	4	9
518	1055	Uniting Garden Suburb	NSW	2	0	2	4
519	969	Uniting Griffith	NSW	2	0	12	14
520	238	Uniting Hawkesbury Richmond	NSW	11	0	25	36
521	394	Uniting Illowra Waverley	NSW	0	0	2	2
522	128	Uniting Irwin Hall Mayfield	NSW	1	0	3	4
523	115	Uniting Kamilaroi Lane Cove	NSW	1	0	4	5
524	5174	Uniting Kari Court St Ives	NSW	17	0	15	32
525	439	Uniting Koombahla Elmore Vale	NSW	6	0	5	11
526	1129	Uniting Lillian Wells North Parramatta	NSW	54	2	25	79
527	152	Uniting Locke Haven Petersham	NSW	0	0	2	2
528	1074	Uniting McKay House Tamworth	NSW	5	0	4	9
529	1037	Uniting Nareen Gardens Bateau Bay	NSW	3	0	0	3
530	441	Uniting Northaven Turrumurra	NSW	20	1	20	40
531	902	Uniting Nunyara Peakhurst	NSW	13	0	4	17
532	929	Uniting Osborne Nowra	NSW	0	0	2	2
533	6218	Uniting Quong Tart Ashfield	NSW	20	1	7	27
534	499	Uniting Roberts Lodge Peakhurst	NSW	1	0	2	3
535	491	Uniting Ronald Coleman Lodge Woollahra	NSW	1	0	0	1
536	5272	Uniting Salamander Bay	NSW	0	0	2	2
537	167	Uniting Springwood	NSW	4	0	5	9
538	483	Uniting The Garrison Mosman	NSW	1	0	2	3

	NAPSID	ServiceName	State	Resident Cases	Resident Deaths	Staff Cases	Total Cases
539	117	Uniting The Marion Leichhardt	NSW	6	0	1	7
540	272	Uniting Thomas Roseby Lodge Marrickville	NSW	14	0	3	17
541	37	Uniting Wesley Gardens Belrose	NSW	88	0	54	142
542	125	Uniting Wesley Heights Manly	NSW	9	2	15	24
543	849	Uniting Westmead	NSW	16	0	27	43
544	815	Vaucluse Nursing Home	NSW	4	0	5	9
545	325	Vietnam Veterans Keith Payne VC Hostel	NSW	3	0	15	18
546	913	Viewhaven Lodge	NSW	0	0	2	2
547	105	Vincent Court	NSW	0	0	2	2
548	753	Wahroonga House	NSW	4	0	3	7
549	27479	Wallarah Point Care Community	NSW	0	0	3	3
550	6802	Wallsend Manor Aged Care	NSW	2	0	4	6
551	307	Warrigal Care Albion Park Rail	NSW	4	0	10	14
552	697	Warrigal Care Bundanoon	NSW	1	0	2	3
553	916	Warrigal Care Coniston	NSW	1	0	0	1
554	792	Warrigal Care Goulburn	NSW	4	0	2	6
555	5255	Warrigal Care Queanbeyan	NSW	49	2	41	90
556	7339	Warrigal Care Shell Cove	NSW	0	0	2	2
557	876	Warrigal Care Warilla	NSW	6	0	8	14
558	5709	Warrigal Mount Terry	NSW	3	0	0	3
559	56	Warrina Village Hostel	NSW	0	0	3	3
560	799	Waterview Aged Care Facility	NSW	0	0	2	2
561	7259	Wesley Rayward	NSW	0	0	3	3
562	137	Wesley Taylor	NSW	2	0	4	6
563	76	Wesley Tebbutt	NSW	2	0	2	4
564	177	Wesley Vickery	NSW	3	0	6	9
565	134	Whiddon Moree	NSW	0	0	2	2
566	764	Whitehall Nursing Home	NSW	7	0	22	29
567	765	Willandra Residential Aged Care Facility	NSW	16	1	1	17

	NAPSID	ServiceName	State	Resident Cases	Resident Deaths	Staff Cases	Total Cases
568	5700	William Cape Gardens	NSW	21	0	0	21
569	203	Woodberry Village	NSW	15	0	22	37
570	221	Woodlands Lodge	NSW	0	0	2	2
571	505	Woodport Aged Care Plus Centre	NSW	39	2	41	80
572	324	Woolgoolga Aged Care Centre	NSW	0	0	6	6
573	419	Yallambee Lodge	NSW	3	0	2	5
574	160	Yallambee Village	NSW	23	1	2	25
575	991	Yallaroo	NSW	7	0	4	11
576	22967	Hetti Perkins	NT	0	0	2	2
577	4391	Old Timers	NT	18	0	11	29
578	22652	Pulkapulkka Kari Nursing Home and Hostel	NT	0	0	0	0
579	5397	Regis Tiwi	NT	1	0	2	3
580	5395	501 Respite & Care Services	Qld	0	0	4	4
581	5591	Adventist Retirement Village - Victoria Pt	Qld	12	0	31	43
582	5269	Algester Lodge	Qld	28	0	44	72
583	5171	Anam Cara	Qld	3	0	8	11
584	3474	Anglicare SQ Abri Home for the Aged	Qld	1	0	2	3
585	3911	Anglicare SQ St Martin's Nursing Home	Qld	11	0	12	23
586	19431	Arcare Caboolture	Qld	12	4	16	28
587	5973	Arcare Helensvale	Qld	2	0	3	5
588	3675	Arcare Helensvale St James	Qld	2	0	15	17
589	23633	Arcare Logan Reserve	Qld	0	0	10	10
590	5971	Arcare North Lakes	Qld	0	0	6	6
591	26820	Arcare Parkwood	Qld	28	3	23	51
592	23496	Arcare Pimpama	Qld	7	0	21	28
593	27279	Arcare Seven Hills	Qld	7	1	16	23
594	26617	Arcare Springwood	Qld	1	0	2	3
595	23009	Arcare Taigum	Qld	0	0	30	30
596	5308	Bellevue Care Centre	Qld	0	0	11	11

	NAPSID	ServiceName	State	Resident Cases	Resident Deaths	Staff Cases	Total Cases
597	3429	Benevolent Living	Qld	0	0	2	2
598	3562	Berlasco Court Caring Centre	Qld	0	0	4	4
599	5884	Berrinba Greens Care Community	Qld	1	0	1	2
600	5651	Bethania Gardens	Qld	12	0	11	23
601	3708	Bethesda Caring Centre	Qld	1	0	12	13
602	3554	Blue Care Alexandra Hills Nandeebie Aged Care Facility	Qld	4	0	17	21
603	3583	Blue Care Arundel Woodlands Lodge Aged Care Facility	Qld	11	1	22	33
604	3539	Blue Care Beenleigh Bethania Haven Aged Care Facility	Qld	19	1	17	36
605	3535	Blue Care Bli Bli Aged Care Facility	Qld	4	1	3	7
606	3862	Blue Care Brassall Aged Care Facility	Qld	39	0	32	71
607	5647	Blue Care Capricorn Aged Care Facility	Qld	0	0	2	2
608	3791	Blue Care Carina Aged Care Facility	Qld	28	2	15	43
609	3555	Blue Care Elanora Pineshaven Aged Care Facility	Qld	12	0	16	28
610	12324	Blue Care Hollingsworth Elders Village	Qld	0	0	4	4
611	3815	Blue Care Kenmore Aged Care Facility	Qld	1	0	7	8
612	3508	Blue Care Kirra Aged Care Facility	Qld	24	0	19	43
613	3681	Blue Care Maleny Erowal Aged Care Facility	Qld	0	0	2	2
614	5170	Blue Care Redland Bay Yarrabee Aged Care Facility	Qld	0	0	3	3
615	3660	Blue Care Tallebudgera Talleyhaven Aged Care Facility	Qld	7	1	18	25
616	3780	Blue Care Toowoomba Residential Aged Care Facility	Qld	1	0	0	1
617	3795	Blue Care Wynnum Aged Care Facility	Qld	2	0	8	10
618	3783	Bolton Clarke Carrington	Qld	30	0	15	45
619	3637	Bolton Clarke Cazna Gardens	Qld	40	2	22	62
620	3428	Bolton Clarke Farnorha	Qld	2	0	11	13
621	3438	Bolton Clarke Fernhill	Qld	1	0	13	14
622	3610	Bolton Clarke Galleon Gardens	Qld	18	1	36	54
623	3639	Bolton Clarke Inverpine	Qld	1	0	10	11
624	3449	Bolton Clarke Milford Grange	Qld	15	0	21	36
625	5643	Bolton Clarke Moreton Shores	Qld	1	1	11	12

	NAPSID	ServiceName	State	Resident Cases	Resident Deaths	Staff Cases	Total Cases
626	3643	Bolton Clarke Rowes Bay	Qld	0	0	6	6
627	3456	Bolton Clarke Sunset Ridge	Qld	4	0	10	14
628	5641	Bolton Clarke Talbarra	Qld	14	1	7	21
629	5640	Bolton Clarke Tantula Rise	Qld	13	1	11	24
630	3678	Bolton Clarke Westhaven	Qld	0	0	4	4
631	3513	Bowder Care Centre	Qld	2	0	0	2
632	3572	Broadwater Grove Care Community	Qld	11	0	1	12
633	3846	Bundaleer Lodge Nursing Home	Qld	5	0	18	23
634	19423	Bupa Cairns	Qld	8	0	16	24
635	5304	Bupa Merrimac	Qld	5	0	12	17
636	6820	Bupa Mt Sheridan	Qld	1	0	8	9
637	3792	Bupa New Farm	Qld	15	0	25	40
638	23358	Bupa Rangeville	Qld	0	0	6	6
639	19364	Bupa Runaway Bay	Qld	1	0	22	23
640	6819	Bupa Tugun	Qld	23	0	49	72
641	3380	Cabanda Aged Care	Qld	1	0	2	3
642	5652	Calamvale Parklands Care Community	Qld	39	3	38	77
643	6825	CapellaBay Aged Care	Qld	4	0	17	21
644	19363	Carinity Brownesholme Manor	Qld	0	0	2	2
645	3401	Carinity Clifford House	Qld	8	3	9	17
646	5380	Carinity Shalom	Qld	2	0	2	4
647	3635	Carinity Wishart Gardens	Qld	17	3	27	44
648	3581	Carinya Home For The Aged	Qld	0	0	4	4
649	3492	Carramar Aged Care	Qld	8	0	18	26
650	3878	Churches of Christ Brig-o-doon Aged Care Service	Qld	1	0	2	3
651	3788	Churches of Christ Clive Burdeu Aged Care Service	Qld	10	0	15	25
652	3466	Churches of Christ Crows Nest Aged Care Service	Qld	0	0	6	6
653	3415	Churches of Christ Fassifern Aged Care Service	Qld	1	0	3	4
654	3417	Churches of Christ Golden Age Aged Care Service	Qld	8	0	18	26

	NAPSID	ServiceName	State	Resident Cases	Resident Deaths	Staff Cases	Total Cases
655	3420	Churches of Christ Lady Small Haven Aged Care Service	Qld	4	0	5	9
656	3587	Churches of Christ Marana Gardens Aged Care Service	Qld	5	0	8	13
657	3418	Churches of Christ Moonah Park Aged Care Service	Qld	1	0	18	19
658	3419	Churches of Christ Toowoomba Aged Care Service	Qld	1	0	4	5
659	3491	Cooinda Aged Care Centre	Qld	24	1	24	48
660	5477	Coolum Beach Care Centre	Qld	2	0	0	2
661	3591	De Paul Villa Aged Care	Qld	13	0	22	35
662	3908	Dovetree	Qld	0	0	2	2
663	23486	Edge Hill Orchards	Qld	26	0	18	44
664	8005	Embracia in Woodford	Qld	1	0	2	3
665	3872	Esida	Qld	45	4	25	70
666	5599	Esida Lodge	Qld	6	0	15	21
667	3773	Estia Health Albany Creek	Qld	10	0	6	16
668	22894	Estia Health Maroochydore	Qld	10	2	24	34
669	3903	Estia Health Mudgeeraba	Qld	4	0	41	45
670	3488	Finnicare Aged Care	Qld	1	0	2	3
671	3693	Forest Lake Lodge	Qld	83	5	57	140
672	3779	Francis Of Assisi Home	Qld	1	0	6	7
673	3493	Garden City Retirement Home	Qld	8	0	2	10
674	3473	Good Shepherd Lodge	Qld	2	0	4	6
675	6816	Harbour Quays Residential Aged Care	Qld	1	0	1	2
676	3654	Hill View House - Ashmore	Qld	2	0	1	3
677	5639	Hill View House - Merrimac	Qld	1	0	0	1
678	3802	Holland Park Aged Care	Qld	5	0	9	14
679	3451	Holy Spirit Home	Qld	22	1	23	45
680	3543	Immanuel Gardens	Qld	0	0	2	2
681	22902	Infinite Care Cornubia	Qld	17	0	30	47
682	25034	Infinite Care Ipswich	Qld	8	0	4	12
683	22922	Infinite Care Mount Lofty	Qld	1	0	2	3

	NAPSID	ServiceName	State	Resident Cases	Resident Deaths	Staff Cases	Total Cases
684	3845	Japara Gympie Views	Qld	0	0	6	6
685	3884	Japara Noosa	Qld	2	0	8	10
686	26604	Japara Robina Rise	Qld	4	0	29	33
687	5885	Jeta Gardens Aged Care Facility	Qld	94	5	80	174
688	3758	Jimbelunga Nursing Centre	Qld	37	1	25	62
689	26546	Jimboomba Community Aged Care	Qld	21	2	43	64
690	3457	Kabara Aged Care	Qld	8	0	18	26
691	3650	Keperra Sanctuary Hostel	Qld	1	0	1	2
692	8008	Kerrisdale Gardens	Qld	0	0	2	2
693	7016	Kewarra Beach Aged Care	Qld	1	0	1	2
694	5173	Kirra Beach Care Community	Qld	0	0	18	18
695	3545	Lions Haven For The Aged	Qld	3	0	15	18
696	3476	Lodges on George	Qld	10	0	13	23
697	3373	Magnolia Aged Care Coomera	Qld	18	0	25	43
698	3702	Mandalay Retreat	Qld	13	0	7	20
699	3700	Marebello	Qld	3	0	1	4
700	3512	McGowan Care Centre	Qld	1	0	2	3
701	6455	Merrimac Park Private Care	Qld	11	1	37	48
702	3536	MiCare Prins Willem Alexander Lodge	Qld	32	2	33	65
703	3698	Morayfield Grove Care Community	Qld	1	0	0	1
704	3560	Murroona Gardens	Qld	0	0	2	2
705	3596	Mutkin Residential Aged Care	Qld	2	0	22	24
706	3611	Nanyima Aged Care	Qld	1	0	0	1
707	19367	Narangba Community Aged Care	Qld	0	0	2	2
708	3576	Nazareth House Wynnum	Qld	16	0	12	28
709	26938	Newstead Grand Care Community	Qld	5	0	0	5
710	22881	North Lakes Terrace Care Community	Qld	3	0	2	5
711	3358	Oxley Grove Care Community	Qld	1	0	0	1
712	22900	Ozcare - Toowoomba	Qld	0	0	14	14

	NAPSID	ServiceName	State	Resident Cases	Resident Deaths	Staff Cases	Total Cases
713	3859	Ozcare Bakhita Villa Aged Care Facility	Qld	20	0	22	42
714	3606	Ozcare Caroline Chisholm	Qld	11	1	19	30
715	3460	Ozcare Keith Turnbull Place	Qld	19	1	22	41
716	23596	Ozcare Mackay	Qld	5	0	2	7
717	5183	Ozcare Malanda	Qld	2	0	1	3
718	5581	Ozcare Noosa Heads	Qld	18	0	19	37
719	5534	Ozcare Ozanam Villa - Burleigh	Qld	5	0	15	20
720	3834	Ozcare Palm Lodge	Qld	0	2	20	20
721	5944	Ozcare Parkwood Gardens	Qld	11	1	1	12
722	3607	Ozcare Port Douglas	Qld	8	0	10	18
723	6822	Palm Lake Aged Care Deception Bay	Qld	8	0	26	34
724	7007	Palm Lake Bethania Aged Care Facility	Qld	14	2	41	55
725	7370	Palm Lake Care Bargara	Qld	3	0	4	7
726	23525	Palm Lake Care Mt Warren Park	Qld	17	1	25	42
727	22950	Palm Lake Care Toowoomba	Qld	6	1	33	39
728	3672	Paradise Lakes Care Centre	Qld	4	0	0	4
729	5945	Parklands Aged Care Facility & Retirement Village	Qld	24	0	23	47
730	3720	Parkview	Qld	0	0	2	2
731	3751	Peninsula Aged Care Service	Qld	16	0	0	16
732	5279	Peninsula Palms Retirement Village	Qld	5	0	15	20
733	3699	PM Aged Care	Qld	0	0	3	3
734	22592	Portofino Hamilton	Qld	16	0	25	41
735	3499	PresCare - Alexandra Gardens	Qld	2	0	3	5
736	3468	Pyramid Residential Care Centre	Qld	4	1	4	8
737	3870	Redcliffe Aged Care Service	Qld	0	0	2	2
738	5984	Redland Residential Care Facility	Qld	1	0	1	2
739	3695	Regis Birkdale	Qld	6	0	2	8
740	3464	Regis Bulimba	Qld	8	1	37	45
741	3885	Regis Caboolture	Qld	19	2	32	51

	NAPSID	ServiceName	State	Resident Cases	Resident Deaths	Staff Cases	Total Cases
742	7350	Regis Chelmer	Qld	1	0	24	25
743	7017	Regis Ferny Grove	Qld	1	0	10	11
744	3638	Regis Home Hill	Qld	1	0	2	3
745	3465	Regis Kirwan	Qld	1	0	1	2
746	5877	Regis Kuluin	Qld	1	0	0	1
747	5172	Regis Salisbury	Qld	5	0	28	33
748	3881	Regis Sandgate - Lucinda	Qld	11	0	3	14
749	3829	Regis The Gap	Qld	9	0	23	32
750	3450	Regis Whitfield	Qld	16	0	8	24
751	3785	Regis Yeronga	Qld	3	0	2	5
752	3683	Resthaven On Quarry	Qld	8	0	3	11
753	3458	Riverview Gardens Aged Care Plus Centre	Qld	23	0	27	50
754	23586	Rockpool RAC Morayfield	Qld	12	0	21	33
755	5637	Sandbrook Assisted Aged Care	Qld	0	0	6	6
756	6268	Sandy Boyd Hostel	Qld	0	0	2	2
757	3598	Sarina Aged Care Ltd	Qld	0	0	2	2
758	7416	Seabrae Manor	Qld	11	0	6	17
759	7347	Seaton Place Aged Care	Qld	16	0	8	24
760	3520	Sinnamon Village - Nash Court	Qld	0	0	3	3
761	3696	Sir James Terrace	Qld	3	0	11	14
762	5435	Southern Cross Care Facility Caloundra	Qld	5	0	2	7
763	3582	Southern Cross Care Raceview - St Mary's	Qld	4	0	11	15
764	6446	Southern Cross Care Stretton Gardens	Qld	29	1	33	62
765	3652	Southport Lodge	Qld	2	0	3	5
766	3627	St Andrews	Qld	1	0	17	18
767	3907	St Nicholas Aged Care	Qld	22	1	29	51
768	3541	St Paul de Chartres Residential Aged Care	Qld	15	1	24	39
769	5977	St Vincent's Care Carina	Qld	5	0	1	6
770	3544	St Vincent's Care Services Arundel	Qld	10	0	6	16

	NAPSID	ServiceName	State	Resident Cases	Resident Deaths	Staff Cases	Total Cases
771	3435	St Vincent's Care Services Kangaroo Point - Marycrest	Qld	0	0	8	8
772	3865	St Vincent's Care Services Mitchelton	Qld	0	0	2	2
773	3663	St Vincent's Care Services Southport	Qld	3	0	12	15
774	3436	St Vincent's Care Services Toowoomba - Hostel	Qld	0	0	2	2
775	3852	Sylvan Woods Nursing Home	Qld	11	0	0	11
776	7242	The Menzies @ Pacific Paradise	Qld	1	0	4	5
777	8009	The Ormsby Aged Care	Qld	0	0	4	4
778	3387	The Plains	Qld	0	0	16	16
779	6560	The Terraces Assisted Aged Care	Qld	16	1	29	45
780	3443	Torbay	Qld	0	0	2	2
781	3843	TriCare Annerley Aged Care Residence	Qld	37	0	15	52
782	3887	TriCare Bayview Place Aged Care Residence	Qld	27	2	17	44
783	3750	TriCare Cypress Gardens Aged Care Residence	Qld	0	0	2	2
784	3761	TriCare Kawana Waters Aged Care Residence	Qld	10	0	33	43
785	3863	TriCare Mt Gravatt Aged Care Residence	Qld	83	3	23	106
786	3893	TriCare Pimpama Aged Care Residence	Qld	2	0	0	2
787	3561	TriCare Pt Vernon Aged Care Residence	Qld	0	0	3	3
788	3760	TriCare Stafford Lakes Aged Care Residence	Qld	0	0	1	1
789	3861	TriCare Toowoomba Aged Care Residence	Qld	1	0	0	1
790	3744	Tully & District Nursing Home	Qld	10	0	18	28
791	5978	Varsity Views Care Community	Qld	2	0	21	23
792	3412	Villa Maria Centre	Qld	9	0	15	24
793	3603	Voller Care Centre	Qld	0	0	0	0
794	3433	Warrina Innisfail	Qld	1	0	0	1
795	3530	Wheller Gardens - Cooper House	Qld	0	0	4	4
796	3588	Whiddon Beaudesert Star	Qld	4	0	18	22
797	3564	Windsor Aged Care Services	Qld	0	0	6	6
798	3729	Yaralla Place	Qld	5	0	6	11
799	3370	Zion	Qld	5	0	18	23

	NAPSID	ServiceName	State	Resident Cases	Resident Deaths	Staff Cases	Total Cases
800	5981	ACH Group Residential Care - Highercombe	SA	9	0	18	27
801	4252	ACH Group Residential Care - Kapara	SA	3	0	3	6
802	4339	ACH Group Residential Care - Milpara	SA	37	2	22	59
803	4358	ACH Group Residential Care - Perry Park (high care)	SA	28	0	8	36
804	4031	Aldersgate Aged Care Services	SA	13	0	14	27
805	4181	Aldinga Beach Court	SA	17	3	11	28
806	4342	All Care Aged Care The Vales	SA	0	0	3	3
807	4340	Alwyndor Aged Care	SA	2	0	18	20
808	4154	Amber Aged Care	SA	0	0	2	2
809	4153	Aminya Village Hostel	SA	2	1	12	14
810	4287	Ananda Aged Care Findon	SA	6	2	8	14
811	4257	Ananda Hope Valley Residential Care	SA	3	0	24	27
812	5486	AnglicareSA Brompton	SA	7	0	7	14
813	4179	AnglicareSA Elizabeth - Dutton Court	SA	2	0	8	10
814	4371	AnglicareSA Elizabeth East	SA	0	0	2	2
815	4239	AnglicareSA Grange	SA	12	1	18	30
816	4338	AnglicareSA Trott Park	SA	1	0	3	4
817	5355	AnglicareSA Westbourne Park	SA	29	1	19	48
818	4080	Balaklava Millcourt Homes	SA	0	0	5	5
819	4091	Barunga Village Incorporated	SA	0	0	8	8
820	4146	Bellevue Court Residential Care	SA	1	1	3	4
821	4318	Bene Aged Care - Campbelltown	SA	0	0	2	2
822	4272	Bene Aged Care - St Clair	SA	5	0	6	11
823	4035	Bene Aged Care - The Italian Village	SA	27	4	21	48
824	4105	Bethsalem Care	SA	9	0	16	25
825	4324	Boandik Kessal	SA	22	0	37	59
826	4344	Bucklands Residential Care	SA	17	0	27	44
827	4106	Bupa Campbelltown	SA	1	0	15	16
828	4150	Bupa Enfield	SA	0	0	3	3

	NAPSID	ServiceName	State	Resident Cases	Resident Deaths	Staff Cases	Total Cases
829	4325	Bupa Morphetville	SA	17	0	18	35
830	4262	Calvary Flora McDonald Retirement Community	SA	30	1	34	64
831	4044	Charla Lodge	SA	2	0	6	8
832	4055	Charles Young Residential Care Centre	SA	5	0	3	8
833	4353	Christies Beach Residential Care Services	SA	13	1	13	26
834	4049	Clayton Church Homes - Magill	SA	1	0	5	6
835	4277	Clayton Church Homes - Onkaparinga Valley	SA	19	0	19	38
836	4187	Clayton Church Homes Park Village	SA	0	0	2	2
837	5338	Disability SA Northgate	SA	0	0	4	4
838	4156	Dunbar Homes Salisbury	SA	19	1	29	48
839	23155	Eastern Eyre - Cowell MPS	SA	1	0	0	1
840	4159	Edenfield Family Care	SA	1	0	2	3
841	4200	Eldercare Acacia Court	SA	0	0	5	5
842	4196	Eldercare Allambi	SA	7	0	19	26
843	4193	Eldercare Cottage Grove	SA	7	0	14	21
844	4348	Eldercare Evanston Park	SA	2	0	5	7
845	4357	Eldercare Oxford	SA	5	0	8	13
846	5797	Eldercare Seaford	SA	0	0	2	2
847	4197	Eldercare The Lodge	SA	18	0	22	40
848	4120	Eldercare Trowbridge House	SA	4	0	14	18
849	4185	Estia Health Aberfoyle Park	SA	50	2	41	91
850	5480	Estia Health Burton	SA	4	0	13	17
851	4356	Estia Health Craigmore	SA	8	0	26	34
852	4278	Estia Health Daw Park	SA	0	0	2	2
853	4204	Estia Health Flagstaff Hill	SA	0	0	2	2
854	4296	Estia Health Golden Grove	SA	4	1	14	18
855	4217	Estia Health Hope Valley	SA	4	0	5	9
856	4023	Estia Health Kadina	SA	0	0	2	2
857	4270	Estia Health Kensington Gardens	SA	0	0	2	2

	NAPSID	ServiceName	State	Resident Cases	Resident Deaths	Staff Cases	Total Cases
858	7252	Estia Health Lockleys	SA	1	0	0	1
859	4232	Estia Health Parkside	SA	0	0	6	6
860	5553	Estia Health Salisbury	SA	29	1	20	49
861	5558	Estia Health Salisbury East	SA	5	2	22	27
862	4064	Fullarton Lutheran Homes	SA	40	2	37	77
863	4110	Fullarton Residential Care	SA	1	0	2	3
864	4308	Gawler Grande Views	SA	0	0	3	3
865	4363	Gaynes Park Manor	SA	35	3	33	68
866	4066	Gilbert Valley Senior Citizens Homes	SA	0	0	2	2
867	4236	Glenrose Court	SA	2	0	1	3
868	4238	Gloucester Residential Care	SA	1	1	8	9
869	4067	Hamley Bridge Rest Home	SA	8	1	6	14
870	5271	Hawksbury Gardens Aged Care Facility	SA	20	1	19	39
871	4242	Helping Hand Aged Care - Doreen Bond House	SA	4	0	11	15
872	22996	Helping Hand Aged Care - Golden Grove	SA	3	0	15	18
873	4017	Helping Hand Aged Care - Ingle Farm	SA	0	0	5	5
874	4189	Helping Hand Aged Care - Lealholme Port Pirie	SA	0	0	5	5
875	7077	Helping Hand Aged Care - Lightsview	SA	3	0	10	13
876	5407	Helping Hand Aged Care - Mawson Lakes Facility	SA	27	0	21	48
877	4378	Helping Hand Aged Care - Parafield Gardens	SA	0	0	6	6
878	4068	Helping Hand Aged Care - Rotary House	SA	2	0	4	6
879	4230	Japara Brighton ⁶	SA	2	0	5	7
880	4307	Japara Oaklands	SA	0	0	10	10
881	5545	Japara The Homestead	SA	0	0	3	3
882	4275	Japara Trevu House	SA	2	0	5	7

⁶ The 21 January 2021 report incorrectly reported 4 staff cases at Calvary St Catherine's Retirement Community. These staff cases should have been attributed to Japara Brighton - this has been corrected.

	NAPSID	ServiceName	State	Resident Cases	Resident Deaths	Staff Cases	Total Cases
883	4142	John Paul II Village Residential Care	SA	3	0	2	5
884	4071	Kalyra Belair Aged Care	SA	0	0	8	8
885	4143	Kalyra Woodcroft Aged Care	SA	4	0	4	8
886	5262	Keith & District Hospital Inc	SA	0	0	2	2
887	6871	Kingston SE/Robe MPS	SA	3	0	2	5
888	4145	Labrina Village Residential Care	SA	28	3	21	49
889	4374	Lerwin Nursing Home	SA	1	1	2	3
890	5282	LHI Glynde	SA	2	0	17	19
891	4151	LHI Hope Valley	SA	0	0	3	3
892	4101	Linsell Lodge Aged Care Facility	SA	33	6	24	57
893	4086	Longridge Aged Care	SA	0	0	4	4
894	4108	Lourdes Valley The Lodge Residential Care	SA	0	0	0	0
895	4372	Marten Residential Care Centre	SA	2	0	3	5
896	4043	Mary Cecelia Hart Court Hostel	SA	0	0	3	3
897	4359	Matthew Flinders Home Inc	SA	0	0	2	2
898	4109	Mount Carmel Residential Care	SA	2	1	5	7
899	4034	Murray Mudge	SA	0	0	3	3
900	4331	North Eastern Community Nursing Home	SA	17	2	19	36
901	4249	Oakden Green	SA	0	0	9	9
902	4373	Oakwood Aged Care	SA	0	0	3	3
903	4284	Olive Grove Aged Care	SA	10	0	11	21
904	5555	Onkaparinga Lodge Residential Care	SA	11	1	15	26
905	4370	Para Hills Residential Care	SA	3	0	3	6
906	4301	Parkrose Village	SA	3	1	3	6
907	4354	Parkview Aged Care	SA	0	0	3	3
908	4163	Pennwood Village	SA	3	0	4	7
909	4102	Regis Burnside	SA	4	0	22	26
910	4265	Regis Kingswood	SA	0	0	2	2
911	4280	Regis Playford	SA	37	1	36	73

	NAPSID	ServiceName	State	Resident Cases	Resident Deaths	Staff Cases	Total Cases
912	4144	Rembrandt Court	SA	3	0	0	3
913	22823	Resthaven Aberfoyle Park	SA	0	0	3	3
914	4093	Resthaven Bellevue Heights	SA	1	0	7	8
915	5296	Resthaven Craigmore	SA	9	0	15	24
916	4253	Resthaven Leabrook	SA	11	0	5	16
917	4333	Resthaven Marion	SA	5	0	3	8
918	4098	Resthaven Murray Bridge	SA	10	0	9	19
919	4347	Resthaven Paradise	SA	24	2	14	38
920	7451	Resthaven Port Elliot	SA	1	0	2	3
921	4141	Ridgehaven Residential Care Centre	SA	1	0	2	3
922	4132	Ridleyton Greek Home for the Aged	SA	31	1	33	64
923	4082	Riverview Lutheran Rest Home	SA	0	0	6	6
924	4383	Rose Court Aged Care Facility	SA	2	0	9	11
925	4360	Salisbury Private Nursing Home	SA	27	0	31	58
926	6260	Seaview Village Aged Care Service	SA	1	0	0	0
927	4183	Smithfield Residential Care Centre	SA	1	0	10	11
928	4326	Somerton Residential Care Centre	SA	0	0	3	3
929	4161	St Anna's Residential Care Facility	SA	0	0	11	11
930	4168	St Basil's Aegean Village	SA	0	0	4	4
931	4157	St Basil's at Croydon Park	SA	0	0	10	10
932	4237	St Basil's at St Peters	SA	0	0	4	4
933	4261	St Georges Park Nursing Home	SA	0	0	0	0
934	4263	St Louis Nursing Home	SA	4	0	3	7
935	4174	St Pauls Lutheran Hostel	SA	0	0	4	4
936	4256	The Carlyle on Cross	SA	5	1	18	23
937	4375	The Claridge Residential Care	SA	0	0	14	14
938	4219	The House of Saint Hilarion	SA	24	1	24	48
939	4107	The Philip Kennedy Centre Residential Care	SA	31	4	45	76
940	4111	The Pines Lodge Residential Care	SA	2	0	3	5

	NAPSID	ServiceName	State	Resident Cases	Resident Deaths	Staff Cases	Total Cases
941	4155	Torrens Valley Aged Care	SA	1	0	1	2
942	4319	Walkerville Residential Care Centre	SA	3	0	2	5
943	4122	Warrina Court Residential Aged Care Service	SA	3	0	4	7
944	4188	Warrina Park Residential Aged Care Service	SA	0	0	10	10
945	4089	Wesley House	SA	0	0	6	6
946	5556	West Beach Residential Care	SA	3	0	4	7
947	4274	Wheatfields Incorporated	SA	1	0	2	3
948	4998	Ainslie Low Head	Tas	3	0	0	3
949	5004	Barrington Lodge	Tas	25	1	14	39
950	5096	Bishop Davies Court	Tas	0	0	2	2
951	5022	Cadorna House	Tas	0	0	4	4
952	5065	Fred French Nursing Home	Tas	7	0	0	7
953	5084	Grenoch Home	Tas	0	0	4	4
954	4975	Huon Eldercare	Tas	10	0	1	11
955	22935	Japara Riverside Views	Tas	4	0	1	5
956	5003	Kanangra Hostel	Tas	0	0	3	3
957	4996	May Shaw Aminya	Tas	1	0	4	5
958	5093	May Shaw Residential Aged Care	Tas	1	0	3	4
959	4984	Mount Esk Aged Care	Tas	1	0	1	2
960	5097	Regis Tasmania - Eastern Shore	Tas	6	0	5	11
961	5047	Rosary Gardens	Tas	1	0	3	4
962	5086	Umina Park Home For The Aged	Tas	3	0	2	5
963	4981	Uniting AgeWell Lillian Martin	Tas	8	0	6	14
964	5050	Wynyard Care Centre	Tas	0	0	3	3
965	1803	AdventCare Whitehorse	Vic	7	0	9	16
966	2964	Alan David Lodge	Vic	2	0	1	3
967	12280	Albury Wodonga Health Residential Care Program	Vic	2	0	0	2
968	2120	Allawah Special Care Hostel	Vic	2	0	2	4
969	23256	Alpine Health Hawthorn Village MPS	Vic	0	0	2	2

	NAPSID	ServiceName	State	Resident Cases	Resident Deaths	Staff Cases	Total Cases
970	2285	Altona Gardens Care Community	Vic	3	0	0	3
971	27669	Arcare Balnarring	Vic	1	0	6	7
972	5936	Arcare Carnegie	Vic	1	0	1	2
973	2316	Arcare Hillside	Vic	2	0	4	6
974	5920	Arcare Maidstone	Vic	39	0	29	68
975	2735	Arcare Malvern East	Vic	1	0	0	1
976	2008	Arcare Reservoir	Vic	2	0	2	4
977	2324	Arcare Sydenham	Vic	28	0	24	52
978	8041	Arcare Waterview	Vic	19	1	4	23
979	1932	Arpad Aged Care	Vic	0	0	0	0
980	2122	Assisi Centre Aged Care	Vic	15	0	8	23
981	3007	Auburn House	Vic	0	0	5	5
982	8029	Aurum Plenty	Vic	2	0	7	9
983	2166	Banawah	Vic	0	0	2	2
984	6924	Banfields Aged Care	Vic	4	0	0	4
985	6908	Banksia Lodge Residential Aged Care Service	Vic	5	0	0	5
986	5353	Baptcare - Karana Community	Vic	1	0	13	14
987	5378	Baptcare - Strathalan Community	Vic	4	0	4	8
988	2346	Baptcare - Westhaven Community	Vic	5	0	8	13
989	7467	Baptcare Brookview Community	Vic	5	0	0	5
990	5913	Baptcare Heritage Manor Community	Vic	18	0	30	48
991	2630	Baptcare Peninsula View Community	Vic	1	0	3	4
992	19354	Baptcare The Orchards Community	Vic	5	0	10	15
993	19315	Baptcare Wattle Grove Community	Vic	31	1	17	48
994	2954	Baptcare Wyndham Lodge Community	Vic	5	0	7	12
995	1891	Benetas Corowa Court	Vic	0	0	5	5
996	1830	Benetas St Laurence Court - Eaglehawk	Vic	1	0	0	1
997	1916	Benetas St Laurence Court - Kangaroo Flat	Vic	1	0	1	2
998	1814	Benetas St Paul's Terrace	Vic	9	0	0	9

	NAPSID	ServiceName	State	Resident Cases	Resident Deaths	Staff Cases	Total Cases
999	25096	Bentleys Aged Care	Vic	0	0	3	3
1000	8027	Bentons Lodge - Residential Aged Service	Vic	33	0	32	65
1001	27740	Berengarra - St George's Health Service, Kew	Vic	0	0	6	6
1002	5923	Bethel Aged Care	Vic	2	0	5	7
1003	2040	Bindaree Retirement Centre	Vic	2	0	5	7
1004	2895	Birchip Nursing Home	Vic	0	0	2	2
1005	5198	BlueCross Ashby	Vic	25	2	6	31
1006	1884	BlueCross Box Hill	Vic	28	0	18	46
1007	3041	BlueCross Darnlee	Vic	2	0	1	3
1008	8042	BlueCross Highgrove	Vic	1	0	0	1
1009	2679	BlueCross Hilltop	Vic	13	0	11	24
1010	1779	BlueCross Ivanhoe	Vic	9	0	24	33
1011	1929	BlueCross Livingstone Gardens	Vic	2	0	4	6
1012	5463	BlueCross Monterey	Vic	2	0	0	2
1013	5175	BlueCross Riverlea	Vic	6	0	0	6
1014	2781	BlueCross The Mews	Vic	3	0	0	3
1015	2777	Boronia Residential Aged Care	Vic	9	0	1	10
1016	2619	Brentwood Nursing Home	Vic	1	1	0	1
1017	3018	Brimlea Aged Care	Vic	19	1	17	36
1018	2067	BSL Aged Care - Clifton Hill	Vic	1	0	4	5
1019	6494	Bupa Clayton	Vic	25	1	22	47
1020	2707	Bupa Coburg	Vic	7	0	9	16
1021	2801	Bupa Croydon	Vic	3	0	11	14
1022	5702	Bupa Greensborough	Vic	2	0	6	8
1023	6491	Bupa Kyneton	Vic	2	0	3	5
1024	6835	Bupa Mildura	Vic	0	0	5	5
1025	2846	Bupa South Morang	Vic	15	0	23	38
1026	19281	Bupa Templestowe	Vic	0	0	4	4
1027	2824	Bupa Wodonga	Vic	24	2	32	56

	NAPSID	ServiceName	State	Resident Cases	Resident Deaths	Staff Cases	Total Cases
1028	2728	Bupa Woodend	Vic	4	0	5	9
1029	2327	Cabrini Residential Care - Ashwood	Vic	0	0	3	3
1030	1778	Carinya Lodge Hostel	Vic	0	0	2	2
1031	3037	Carrum Downs Aged Care	Vic	3	0	1	4
1032	5946	Casey Aged Care	Vic	5	0	0	5
1033	2246	Casterton Memorial Hospital Nursing Home	Vic	0	0	3	3
1034	5760	CCSSCI - On Luck Chinese Nursing Home	Vic	0	0	5	5
1035	27664	Charles Brownlow Retirement Village	Vic	0	0	3	3
1036	2014	Cheltenham Manor	Vic	1	0	12	13
1037	1990	Chomley House Hostel	Vic	1	0	7	8
1038	5927	Churches of Christ Arcadia Aged Care Service	Vic	1	0	0	1
1039	1981	Clarendon Grange Hostel	Vic	0	0	5	5
1040	3052	Clarinda on the Park	Vic	1	0	12	13
1041	22872	Clifton Views	Vic	2	0	1	3
1042	2706	Clovelly Cottage	Vic	7	0	20	27
1043	1791	Cohuna Village	Vic	2	0	1	3
1044	2042	Cooinda Village Inc	Vic	2	0	3	5
1045	2134	Coppin Centre	Vic	2	0	0	2
1046	2026	Coptic Hostel	Vic	2	0	7	9
1047	1897	Corpus Christi Community	Vic	2	0	8	10
1048	2770	Craigcare Berwick	Vic	2	0	2	4
1049	2956	Craigcare Mornington	Vic	7	0	8	15
1050	2722	Craigcare Pascoe Vale	Vic	0	0	3	3
1051	1850	Crossley House Hostel Inc	Vic	9	0	2	11
1052	1994	Croydon Grove Care Community	Vic	2	0	3	5
1053	2935	Daylesford Nursing Home	Vic	1	0	2	3
1054	2632	Deloraine Private Nursing Home	Vic	0	0	4	4
1055	1769	Dorothy Impey Home	Vic	6	0	6	12
1056	5799	Doutta Galla Avondale Heights Aged Care Facility	Vic	19	0	28	47

	NAPSID	ServiceName	State	Resident Cases	Resident Deaths	Staff Cases	Total Cases
1057	1984	Doutta Galla Grantham Green Aged Care Facility	Vic	14	0	10	24
1058	2124	Doutta Galla Lynch's Bridge Aged Care Facility	Vic	12	1	0	12
1059	2300	Doutta Galla Queens Park Aged Care Facility	Vic	1	0	1	2
1060	2140	Doutta Galla Woornack Aged Care Facility	Vic	1	0	1	2
1061	5838	Drysdale Grove	Vic	16	1	11	27
1062	1808	Edgarley Home	Vic	0	0	2	2
1063	2947	Edward Street Nursing Home	Vic	3	0	5	8
1064	2310	Embracia in Reservoir	Vic	2	0	1	3
1065	1823	Emerald Hill Residence	Vic	2	0	0	2
1066	1796	Emmy Monash Aged Care	Vic	0	0	1	1
1067	22843	Epping Gardens	Vic	5	0	2	7
1068	2286	Epping Meadows Care Community	Vic	42	3	21	63
1069	2298	Estia Health Coolaroo	Vic	10	0	5	15
1070	2304	Estia Health Dandenong	Vic	2	0	2	4
1071	2343	Estia Health Melton South	Vic	3	0	11	14
1072	5445	Estia Health Plenty Valley	Vic	1	0	0	1
1073	2269	Estia Health Ringwood	Vic	3	0	0	3
1074	2768	Estia Health Wattle Glen	Vic	1	0	5	6
1075	5415	Estia Health Werribee	Vic	11	0	8	19
1076	2103	Eventide Homes (Stawell) Inc	Vic	0	0	3	3
1077	2043	Eventide Lutheran Homes	Vic	1	0	2	3
1078	6833	Forest Lodge Residential Aged Care	Vic	1	0	0	1
1079	3045	Fronditha Anesi Aged Care Services - Thornbury	Vic	43	8	42	85
1080	5412	Fronditha Clayton Aged Care	Vic	90	9	64	154
1081	2912	Glenview Community Care Nursing Home	Vic	2	0	2	4
1082	19382	Grand Cedar	Vic	4	0	0	4
1083	2873	GraniteHill Aged Care	Vic	1	0	2	3
1084	2197	Grant Lodge Aged Care Facility	Vic	1	0	0	1
1085	23010	Greenview	Vic	15	0	1	16

	NAPSID	ServiceName	State	Resident Cases	Resident Deaths	Staff Cases	Total Cases
1086	5805	Greenway Gardens	Vic	6	0	0	6
1087	2334	HammondCare - Caulfield Village	Vic	39	0	20	59
1088	2186	HammondCare - The Glens	Vic	6	0	6	12
1089	2148	Harmony Village Inc	Vic	0	0	6	6
1090	1940	Havilah Hostel	Vic	1	0	3	4
1091	2339	Highwood Court	Vic	6	0	7	13
1092	1971	Hillview Bunyip Aged Care Inc	Vic	2	0	19	21
1093	3049	Holmwood Aged Care Facility	Vic	4	0	5	9
1094	2340	Homestead Estate Residential Aged Care	Vic	1	0	0	1
1095	2152	Homewood Residential Aged Care	Vic	12	0	0	12
1096	2822	Hope Aged Care Gladstone Park	Vic	0	0	0	0
1097	2816	Hope Aged Care Sunshine	Vic	1	0	0	1
1098	22901	Hope Aged Care Swan Hill	Vic	0	0	3	3
1099	2946	Ian Brand Residential Care	Vic	2	0	2	4
1100	2326	Inverloch Coast Care Community	Vic	14	0	5	19
1101	2288	Japara Balmoral Grove	Vic	1	0	12	13
1102	2616	Japara Bayview	Vic	6	0	12	18
1103	2769	Japara Central Park	Vic	1	0	22	23
1104	5312	Japara Elanora	Vic	3	0	19	22
1105	2010	Japara Elouera	Vic	5	0	3	8
1106	2245	Japara George Vowell	Vic	3	0	8	11
1107	3026	Japara Goonawarra	Vic	1	0	3	4
1108	2666	Japara Lower Plenty Garden Views	Vic	8	0	14	22
1109	2323	Japara Millward	Vic	22	2	14	36
1110	26603	Japara Rye Sands	Vic	30	0	23	53
1111	2307	Japara Sandhurst	Vic	2	0	0	2
1112	5713	Japara Scottvale	Vic	10	0	12	22
1113	2727	Japara St Judes	Vic	32	0	5	37
1114	27689	Japara Trugo Place	Vic	0	0	0	0

	NAPSID	ServiceName	State	Resident Cases	Resident Deaths	Staff Cases	Total Cases
1115	5266	Japara Viewhills Manor	Vic	1	0	0	1
1116	2901	Jeparit & District Nursing Home	Vic	1	0	1	2
1117	2674	Jewish Care (VIC) Inc Residential Homes Carnegie	Vic	1	0	4	5
1118	1783	Jewish Care (Vic) Inc. Residential Homes, Windsor	Vic	0	0	5	5
1119	1809	Karingal Seymour	Vic	0	0	4	4
1120	2250	Karinya	Vic	0	0	2	2
1121	2807	Kensington Grange	Vic	9	0	6	15
1122	2755	Kew Gardens Aged Care	Vic	7	0	11	18
1123	2141	Kurrajong Lodge	Vic	0	0	4	4
1124	23485	Langwarrin Community Aged Care	Vic	14	0	13	27
1125	2273	Latrobe Regional Hospital Nursing Home	Vic	3	0	3	6
1126	1885	Latvian Aged Care Facility	Vic	0	0	3	3
1127	5408	Lexington Gardens	Vic	0	0	1	1
1128	1989	Lifeview Argyle Court	Vic	2	0	1	3
1129	6326	Lifeview Willow Wood	Vic	18	0	18	36
1130	2908	Lilydale Aged Care	Vic	5	0	5	10
1131	1893	Lionsbrae Hostel	Vic	0	0	2	2
1132	2015	Liscombe House	Vic	1	0	2	3
1133	2169	Little Sisters of the Poor St Joseph's Home	Vic	0	0	2	2
1134	2704	Luson Eden Park	Vic	5	0	7	12
1135	19351	Luson The Vue	Vic	1	0	10	11
1136	1861	Lynden Aged Care	Vic	1	0	2	3
1137	2019	Lyrebird Village for the Aged	Vic	6	0	10	16
1138	2235	Maldon Hospital - Mountview Nursing Home	Vic	2	0	5	7
1139	2282	MannaCare - Doncaster Melaleuca Lodge	Vic	5	0	0	5
1140	1764	Margery Cole Residential Care Service	Vic	7	0	6	13
1141	2293	Marina Residential Aged Care Service	Vic	1	0	0	1
1142	1857	Mayflower Reservoir	Vic	39	1	11	50
1143	2093	McLellan House Hostel	Vic	1	0	0	1

	NAPSID	ServiceName	State	Resident Cases	Resident Deaths	Staff Cases	Total Cases
1144	2025	mecwacare Ballan Hostel	Vic	4	0	1	5
1145	1782	mecwacare Noel Miller Centre	Vic	2	0	8	10
1146	1910	mecwacare Vincent House	Vic	8	0	2	10
1147	2342	Medina Manor	Vic	11	0	1	12
1148	1828	Melaleuca Aged Care	Vic	0	0	2	2
1149	2308	Melville Grange Hostel	Vic	1	0	7	8
1150	2877	Mercy Health Bethlehem Home For The Aged	Vic	1	0	5	6
1151	2027	Mercy Place Ave Maria	Vic	0	0	1	1
1152	1810	Mercy Place Boronia	Vic	9	0	4	13
1153	1763	Mercy Place Corben	Vic	2	0	0	2
1154	1944	Mercy Place Dandenong	Vic	21	0	18	39
1155	1833	Mercy Place Fernhill	Vic	1	0	0	1
1156	2045	Mercy Place Lynbrook	Vic	0	0	6	6
1157	6493	Mercy Place Parkville	Vic	2	0	0	2
1158	6497	Mercy Place Warrnambool	Vic	8	1	5	13
1159	2990	Monash Gardens	Vic	1	0	0	1
1160	7525	Moran Roxburgh Park	Vic	5	1	9	14
1161	5418	Mornington Bay Care Community	Vic	5	0	0	5
1162	22726	Mount Clear Aged Care	Vic	13	0	12	25
1163	2910	Mount View Aged Care Facility	Vic	0	0	2	2
1164	2113	Moyne Health Services-Moyneyana House	Vic	5	0	2	7
1165	2060	Moyola Lodge Hostel	Vic	2	0	2	4
1166	1930	Multicultural Aged Care Services Geelong Inc	Vic	5	0	3	8
1167	1784	Nazareth House Camberwell	Vic	8	0	1	9
1168	22911	Nellie Melba Retirement Village	Vic	4	0	1	5
1169	2313	Noble Gardens Residential Aged Care	Vic	1	0	0	1
1170	5929	Noble Manor Residential Aged Care	Vic	5	0	0	5
1171	5919	Northern Gardens Aged Care	Vic	26	0	22	48
1172	2046	Numurkah Pioneers Memorial Lodge	Vic	2	0	0	2

	NAPSID	ServiceName	State	Resident Cases	Resident Deaths	Staff Cases	Total Cases
1173	1972	Oaklea Hall	Vic	4	0	8	12
1174	2278	Oasis Aged Care	Vic	25	0	11	36
1175	8032	Ocean Mist Aged Care	Vic	1	0	0	1
1176	5351	Olivet Aged Persons Home	Vic	1	0	2	3
1177	2151	Omeo District Health	Vic	1	0	0	1
1178	2277	Ottoman Village Aged Care	Vic	0	0	4	4
1179	2100	Ottrey Lodge	Vic	1	0	7	8
1180	5921	Park Lane Croydon	Vic	0	0	5	5
1181	7103	Peninsula Grange Aged Care	Vic	1	0	8	9
1182	3042	Plumpton Villa Aged Care Facility	Vic	23	3	19	42
1183	6033	Princeton View	Vic	2	0	7	9
1184	1887	Prom Country Aged Care	Vic	0	0	4	4
1185	22865	Racecourse Grange Residential Care	Vic	1	0	20	21
1186	5725	Ranelagh Gardens	Vic	1	0	0	1
1187	2317	Rangeview Private Nursing Home	Vic	1	0	1	2
1188	7104	Rathdowne Place	Vic	6	0	0	6
1189	1905	Regis Alawarra Lodge	Vic	25	0	10	35
1190	5471	Regis Dandenong North	Vic	17	0	21	38
1191	1879	Regis East Malvern	Vic	41	0	29	70
1192	2177	Regis Inala Lodge	Vic	27	0	4	31
1193	2810	Regis Ringwood	Vic	1	0	1	2
1194	1998	Regis Rosebud	Vic	0	0	14	14
1195	2203	Regis Shenley Manor	Vic	16	0	14	30
1196	1949	Riverside Hostel	Vic	5	0	2	7
1197	2079	Rochester and District Hostel	Vic	0	0	4	4
1198	2160	Rochester Nursing Home Annexe	Vic	0	0	4	4
1199	1890	Rosary Home	Vic	0	0	3	3
1200	1856	Rosebank Hostel	Vic	1	0	0	1
1201	5933	Rosebrook	Vic	10	0	2	12

	NAPSID	ServiceName	State	Resident Cases	Resident Deaths	Staff Cases	Total Cases
1202	2682	Rosehill Aged Care Facility	Vic	1	0	0	1
1203	27724	Rowville Manor	Vic	14	0	2	16
1204	22867	Royal Freemasons Bendigo	Vic	0	0	3	3
1205	22424	Royal Freemasons Flora Hill	Vic	3	0	2	5
1206	23483	Royal Freemasons Moe	Vic	25	0	19	44
1207	22866	Royal Freemasons Sale	Vic	1	0	0	1
1208	2793	Salisbury House Nursing Home	Vic	1	0	1	2
1209	2870	San Carlo Homes for the Aged	Vic	11	0	4	15
1210	2876	Shepparton Aged Care	Vic	0	0	1	1
1211	2206	Sheridan Aged Care	Vic	1	0	1	2
1212	5451	Somerville Gardens Care Community	Vic	1	0	2	3
1213	2849	South Port Community Residential Home	Vic	3	0	3	6
1214	2962	St Elmo's Nursing Home	Vic	1	0	2	3
1215	2998	St John's	Vic	1	0	2	3
1216	2088	St Paul's Hostel for the Elderly	Vic	11	0	6	17
1217	2167	St Vincent's Care Services Eltham - Eltham Lodge	Vic	19	1	4	23
1218	2062	St Vincent's Care Services Eltham - Willandra Lodge	Vic	4	0	2	6
1219	5932	Sunlight Residential Aged Care	Vic	1	0	0	1
1220	5362	Tabulam & Templer Home for the Aged	Vic	1	0	0	1
1221	2266	The Alexander Aged Care Centre	Vic	9	1	11	20
1222	5501	The Belmont Residential Aged Care	Vic	1	0	0	1
1223	7099	The Heights Donvale	Vic	1	0	0	1
1224	2920	The Oaks Nursing Home-Gisborne	Vic	36	4	13	49
1225	2610	Traralgon Aged Care	Vic	3	0	8	11
1226	2089	Trentham Hostel	Vic	1	0	3	4
1227	2054	Twin Parks Aged Care Centre	Vic	0	0	2	2
1228	2098	Twin Parks Hostel	Vic	1	0	1	2
1229	1840	Uniting AgeWell Condare Court	Vic	1	0	2	3
1230	1848	Uniting AgeWell Hawthorn Community	Vic	2	0	1	3

	NAPSID	ServiceName	State	Resident Cases	Resident Deaths	Staff Cases	Total Cases
1231	2773	Uniting AgeWell Noble Park	Vic	6	0	7	13
1232	2748	Uniting AgeWell Preston	Vic	6	0	12	18
1233	1844	Uniting AgeWell Strath-Haven	Vic	0	0	17	17
1234	2275	Vasey RSL Care Brighton	Vic	4	0	2	6
1235	2128	Vasey RSL Care Bundoora	Vic	5	0	6	11
1236	1797	Vasey RSL Care Frankston South	Vic	1	0	5	6
1237	2852	Vermont Aged Care	Vic	1	0	2	3
1238	5934	Victoria by the Park	Vic	6	1	16	22
1239	19548	Victorian Croatian Aged Care Services Inc	Vic	1	0	3	4
1240	2292	Villa Del Sole	Vic	5	0	3	8
1241	2257	Villa Maria Catholic Homes Berwick Aged Care Residence	Vic	0	0	1	1
1242	2261	Villa Maria Catholic Homes Bundoora Aged Care Residence	Vic	26	0	23	49
1243	6003	Villa Maria Catholic Homes Corpus Christi Aged Care Residence	Vic	25	0	0	25
1244	1882	Villa Maria Catholic Homes John R Hannah Aged Care Residence	Vic	34	1	25	59
1245	2783	Villa Maria Catholic Homes O'Neill Aged Care Residence	Vic	0	0	3	3
1246	2081	Villa Maria Catholic Homes St Bernadette's Aged Care Residence	Vic	2	0	3	5
1247	1869	Villa Maria Catholic Homes Willowbrooke Aged Care Residence	Vic	36	0	11	47
1248	1780	Village Baxter - Lodge	Vic	1	0	0	1
1249	5911	Village Glen Aged Care Residences - Mornington	Vic	2	0	0	2
1250	2892	Violet Town Bush Nursing Centre	Vic	7	0	6	13
1251	2963	Warrawee Nursing Home	Vic	7	0	7	14
1252	2283	Warrnambool Place Care Community	Vic	4	0	4	8
1253	2085	Warrnambool Riverside Care Community	Vic	5	0	1	6
1254	7465	Water Gardens	Vic	13	0	5	18

	NAPSID	ServiceName	State	Resident Cases	Resident Deaths	Staff Cases	Total Cases
1255	2311	Waverley Valley Aged Care	Vic	4	0	3	7
1256	1807	Wharparilla Lodge	Vic	1	0	0	1
1257	2996	Whittlesea Lodge	Vic	0	0	2	2
1258	5992	Wintringham Eunice Seddon Home	Vic	6	0	5	11
1259	5902	Wintringham Ron Conn Nursing Home	Vic	1	0	0	1
1260	1768	Woorayl Lodge Hostel	Vic	0	0	2	2