



# COVID-19 outbreaks in Australian residential aged care facilities

## National snapshot

As at 8:00am on 14 January 2022 there are 7,014 active cases of COVID-19 related to aged care across 1,107 residential aged care facilities.

**Table 1: Aged Care COVID-19 data as at 0800 of 14 January 2022<sup>1</sup>**

Active outbreaks	1,107
Active resident cases	3,208
Active staff cases	3,806 <sup>7</sup>
Deaths since July 2021	278 <sup>2 3 4</sup>
Total number of residential aged care facilities that have had an outbreak	1,203
Total number of outbreaks at residential aged care facilities	1,477
Number of residential aged care facilities with resolved outbreaks	431 (659 outbreaks closed)
Total resident cases	7,321
Recovered resident cases	2,309 <sup>5</sup>
Total staff cases	7,502
Recovered staff cases	2,921 <sup>6</sup>

<sup>1</sup> Includes transition care

<sup>2</sup> This includes 255 deaths in 2021 and 37 in 2022.

<sup>3</sup> In New South Wales, COVID-19 death is defined as a death in a confirmed case unless there is a clear alternative cause of death that cannot be related to COVID-19. There should be no period of complete recovery from COVID-19 between illness and death

<sup>4</sup> The Victorian Department of Health and Human Services defines a COVID death as any death that occurs within 28 days of a positive COVID test result

<sup>5</sup> Historically this figure has included residents who may have passed away or recovered. Not all recovered cases are formally advised as recovered and therefore are not captured in Government data systems. To ensure accuracy, this figure has been adjusted to only reflect the actual number of cases officially reported as recovered through Government systems.

<sup>6</sup> Historically this figure has included staff who may have recovered. Not all recovered cases are formally advised as recovered and therefore are not captured in Government data systems. To ensure accuracy, this figure has been adjusted to only reflect the actual number of staff cases officially reported as recovered through Government systems.

<sup>7</sup> Based on retrievable data.

## Analysis

### Current situation in Australia

Joint arrangements are in place in all states and territories with active outbreak sites to support facilities with outbreaks and additional support for State emergency operation centres is being provided as the need arises. In Victoria, the Victorian Aged Care Response Centre is also fully operational, with Commonwealth and Victorian Government officials working closely together in a coordinated effort to respond to aged care outbreaks across the state.

As at 12:00 hrs 14 January 2022 there has been a total of 1,124,138 cases of COVID-19 reported, including 696,699 active cases and 2,465 deaths in Australia.

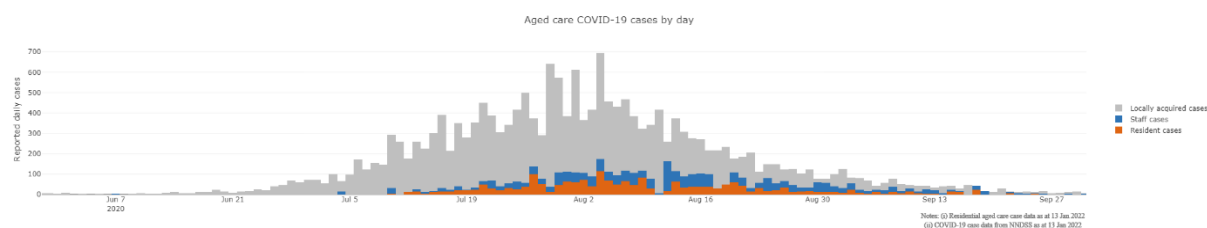
There are 1,107 active outbreaks in residential aged care facilities nationally - 425 in NSW, 356 in Victoria, 155 in SA and 133 in QLD, 22 in TAS, 1 in NT, and 15 in the ACT.

There has been a total of 3,208 residents and 3,806 staff cases associated with active outbreaks<sup>4</sup>. Of the residents 1,530 are in NSW, 800 in Victoria, 462 in SA 367 in QLD, 45 in TAS, 5 in the NT and 0 in the ACT. These figures include those who have recovered and those who have passed away. Of the staff 1,580 are in NSW, 907 in Victoria, 582 in SA 620 in QLD, 108 in TAS, 4 in the NT and 4 in the ACT.

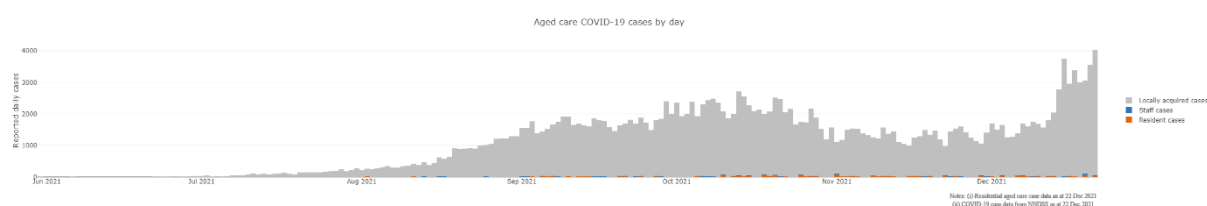
These figures include those who have recovered and those who have passed away.

**Figure 1: Number of daily reported COVID-19 cases in Australian residential aged care Facilities overlayed with national locally acquired cases<sup>57</sup>**

#### June to October 2020



#### June to December 2021

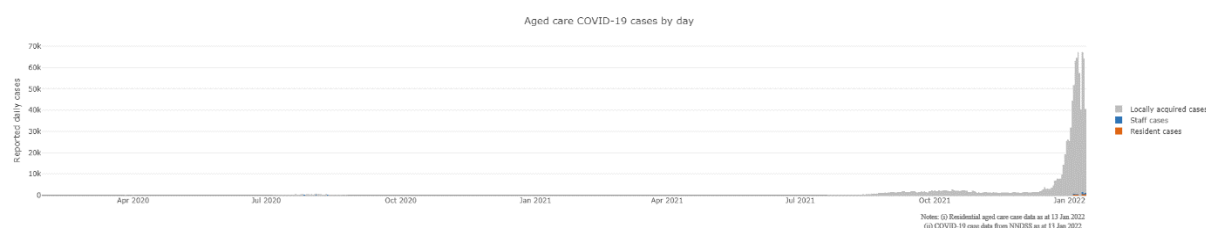


<sup>4</sup> IT issues have impacted this week's data extraction from case management systems these statistics are drawn from information available with verifiable and retrievable data,

<sup>7</sup> National daily cases sourced from NNDSS data as at 16 December 2021 and are filtered to locally acquired cases. Case numbers reflect the date of reporting which may differ to diagnosis date. Residential aged care facility staff and resident data sourced from the Department of Health Aged Care COVID Liaison Team. Totals reflect the date of case report and may be affected by delayed reporting.

'RACF' refers to cases in residential aged care facilities (staff and residents)

## January 2022



### International comparisons

During the COVID-19 pandemic, no country has been able to avoid outbreaks or deaths in residential aged care when there has been widespread community transmission.

The Australian death rate is 0.55 per cent (5.5 in 1,000) against the total number of residential aged care beds across the country.

By comparison, Canada has experienced over 15 times the number of deaths in care homes than Australia as at 12 January 2022.

- As at 12 January 2022, Canada had experienced 30,714 deaths. This includes 15,876 deaths at residential in care homes (or 52 per cent).
- 54 per cent of all aged care homes in Canada have had reported cases of COVID-19 in residents or staff (compared to 33 per cent in Australia).

### Workforce in active residential aged care outbreaks

As at 14 January 2022, workforce surge staff have filled around 60,000 shifts in aged care services impacted by COVID-19, these shifts include roles for GPs, nurses, care workers, allied health workers, executive and ancillary staff. This includes:

**Table 2: Workforce resources supplied to residential aged care facilities**

Agency	Resources Supplied (as at 14 January 2022)
State and NACER (National Aged Care Emergency Response) Teams	Tasmanian Government: 7 clinical and 2 support staff. Western Australian Government: 19 clinical personnel and 4 support staff. South Australian Government: 18 clinical personnel and 4 support staff. 12 NACER teams (70 personnel) have been deployed. The deployment of State and NACER teams is now complete.
Recruitment, Consulting, and Staffing Association (RCSA)	Staff supplied to fill 39,104 shifts.
Healthcare Australia	Staff supplied filled 6,375 shifts for workforce surge and 2,295 shifts for NACER teams.
Mable	Supplied 130 staff to fill 2,711 shifts.
Aspen Medical	Supplied 283 staff to fill 1,245 roles including clinical first responders.

Agency	Resources Supplied (as at 14 January 2022)
Health X	Supplied 94 staff to fill 6,431 shifts.
Torrens Health	Supplied 2,707 shifts in surge workforce roles.
Residential Aged Care Visitation Assistant (RACVA)	RACVAs completed 1,248 shifts.

### **Provision of personal protective equipment (PPE)**

A range of resources and online training on the use of PPE is available on the Department's website for aged care workers.

Since March 2020, the Commonwealth Government has been working with state and territory governments to ensure aged care facilities have sufficient PPE. PPE is dispatched both directly from the National Medical Stockpile (NMS) and by jurisdictions on the NMS' behalf, depending on the specific circumstances.

As at 14 January 2022, the NMS has provided aged care facilities with approximately:

- 23 million masks
- 7 million gowns
- 20 million gloves
- 6 million goggles and face shields
- 100,000 bottles of hand sanitiser

The NMS remains well positioned to respond rapidly to critical shortages of PPE and other medical supplies anywhere in Australia. This includes a series of bulk dispatches of personal protective equipment (PPE) intended to avert any potential critical supply shortages, as well as urgent deployments to organisations and individuals at risk of exposure to COVID-19.

### **Testing of aged care residents and staff**

#### **Rapid Antigen Testing for Aged Care**

The Australian Government, through the Department of Health, made COVID-19 rapid antigen testing (RAT) kits available to residential aged care facilities and short-term restorative care (aged care services) in high transmission-risk areas and experiencing outbreaks. Recently, due to rapidly increasing case numbers across most states, delivery to non-outbreak sites has now adapted to a surge approach, aiming to deliver RAT to all RACFs in states that permit RAT use.

Since September 2021, more than 5.6 million RATs have been distributed to aged care facilities and a further 3 million are expected to be distributed in the coming week. More than 78 million have been purchased by the Australian Government and these are being prioritised for aged care.

#### **Sonic Weekly Testing**

As at 11 January 2022, under contract with the Commonwealth, Sonic Healthcare has conducted 1,374,586 COVID 19 tests at 2,850 unique residential aged care facilities (RACFs) nationally. Of the 1,374,586 tests conducted, 11,232 have been positive.

## **Vaccination in Residential Aged Care Facilities**

As at 14 January 2022, a total of 433,251 doses have been administered to residents in residential aged care facilities.

The Australian Government's COVID-19 booster vaccination program for residential aged care facilities has commenced. Consistent with the initial vaccine roll-out to residential aged care, the booster program will start with in-reach clinics, delivered primarily by vaccine administration providers under contract arrangements to the Commonwealth. Boosters can also be delivered by residential aged care facility self-management and GP and pharmacy in-reach clinics.

All facilities scheduled for in-reach through VAS providers are expected to receive boosters by the end of January 2022.

## **Infection control and audits**

The Aged Care Quality and Safety Commission (Commission) conducted an infection control monitoring (ICM) program in all Australian jurisdictions, working in partnership with local health authorities. This program was in addition to the Commission's usual assessment and auditing program, and included spot checks to residential aged care services, without an outbreak, to check compliance with PPE and infection control arrangements.

The purpose of the visit was to observe infection control practices, to ensure that staff, management and visitors were adhering to safe personal protective equipment protocols and to safe infection control arrangements as required under the quality standards.

As at 13 January 2022, the Commission had undertaken 2,916 spot checks to observe infection control practices and PPE protocols in residential aged care facilities. The Commission is transitioning to a COVID-normal regulatory response and has ICM Spot Check Visit program. ICM spot check visits will no longer be undertaken as separate activities and will instead progress within the Commission's usual regulatory operations.

All residential aged care facilities are required to engage an onsite clinical lead to provide leadership and increase capacity in relation to infection prevention and control. The Australian Government is providing a second payment of the COVID-19 supplement to assist facilities in meeting the additional costs of preparing for and responding to COVID-19.

In addition, under the Commonwealth-State Plan to boost aged care preparedness, states and territories are complementing the activity being undertaken by the Commission through additional site visits by state health services at the local level, which includes work relating to infection prevention and control (see Table 3 below). These visits are strengthening state health service relationships with local aged care services as part of the standing up of joint health aged care emergency response centres in each jurisdiction.

The Australian Government is working collaboratively with the states and territories to further bolster infection prevention and control through high quality face-to-face training in the aged care sector. In particular, the Government has committed \$57.8 million to fund states and territories to deliver additional targeted infection prevention and control (IPC) training to enhance RACF staff IPC skills; and undertake prevention, preparedness and response activities to address a COVID-19 outbreak in RACFs, including supporting RACFs to uplift IPC capacity by providing IPC training.

**Table 3: Total Quality Assessment and Monitoring Activities with residential services (including IPC), by type and month 1 December 2020 – to 13 January 2022**

Regulatory Activities	Jan-21	Feb-21	Mar-21	Apr-21	May-21	Jun-21	Jul-21	Aug-21	Sep-21	Oct-21	Nov-21	Dec-21	Jan-22	Total <sup>8</sup>
Site visits	291	258	293	149	128	118	87	94	101	74	76	100	8	4,310
Non-site activities	356	364	252	143	82	599	530	909	870	287	166	232	27	15,111
Total	647	622	545	292	210	717	617	1,003	971	361	242	332	35	19,421

<sup>8</sup> Please note totals are based on data from March 2020 to Present, however above is data from the last 12 months is presented for readability.

## Appendix 1:

National residential aged care services with two or more positive COVID-19 cases (As at 7 January 2022)<sup>78</sup>

No.	State	Residential Aged Care Facility	Total Cases	Resident total	Resident resolved	Staff total	Staff Resolved	Resident deaths	Resolved / Active
1	ACT	Calvary Haydon Retirement Community	19	15	8	4	0	7	R
2	ACT	St Andrews Village Hostel	7	4	0	3	0	0	R
3	NSW	Abernethy Nursing Home	2	0	0	2	0	0	A
4	NSW	Advantage Care at Prestons Lodge (21659)	25	20	11	5	5	1	R
5	NSW	Advantaged Care at Edensor Gardens (Second outbreak)	3	0	0	3	0	0	A
6	NSW	Advantaged Care at Georges Manor (6237) (Second outbreak)	36	15	0	21	0	0	A
7	NSW	Ainsley Nursing Home	2	0	0	2	0	0	A
8	NSW	Alkira Gardens	2	1	0	1	0	0	R
9	NSW	Anglican Care C A Brown	3	0	0	3	0	0	A
10	NSW	Anglican Care Jesmond Grove (Second Outbreak)	10	5	0	5	0	0	A
11	NSW	Anglican Care Jesmond Grove, Jesmond (529)	9	7	0	2	0	0	R

<sup>7</sup> IT issues have impacted this week's data extraction from case management systems

<sup>8</sup> Data table provided now excludes outbreaks (both active and resolved) where a single case of COVID-19 has been recorded.

Figures are based on last week's data.

No.	State	Residential Aged Care Facility	Total Cases	Resident total	Resident resolved	Staff total	Staff Resolved	Resident deaths	Resolved / Active
12	NSW	Anglican Care Kilpatrick Court	5	4	0	1	0	1	A
13	NSW	Anglicare Newmarch House Aged Care Facility (7212)	2	0	0	2	0	0	R
14	NSW	Anglicare Newmarch House Aged Care Facility (7212)	71	37	18	34	34	19	R
15	NSW	Arcare Warriewood (Second Outbreak)	2	0	0	2	0	0	A
16	NSW	Ashwood Residential Care Service	3	0	0	3	0	0	R
17	NSW	Bankstown Terrace Care Community (22846)	6	3	0	3	3	3	R
18	NSW	Bankstown Terrace Care Community (Second outbreak) (22846)	3	0	0	3	0	0	R
19	NSW	Baptistcare The Gracewood Centre	2	0	0	2	0	0	A
20	NSW	BaptistCare Warabrook Centre	30	16	0	14	0	2	A
21	NSW	Baptistcare Warena Centre	2	0	0	2	0	0	A
22	NSW	Bayswater Gardens	3	0	0	3	0	0	A
23	NSW	Beechwood Aged Care	28	24	0	4	0	8	R
24	NSW	Beresford Hall	3	1	0	2	0	0	R
25	NSW	Bernard Chan Nursing Home	2	0	0	2	0	0	R
26	NSW	Bernard Chan Nursing Home (Second Outbreak)	2	0	0	2	0	0	A
27	NSW	Bethel Lodge	7	0	0	7	0	0	A



No.	State	Residential Aged Care Facility	Total Cases	Resident total	Resident resolved	Staff total	Staff Resolved	Resident deaths	Resolved / Active
28	NSW	Blacktown Terrace Nursing Home (Second Outbreak)	23	10	0	13	0	1	R
29	NSW	Bolton Clark Macquarie View	2	0	0	2	0	0	A
30	NSW	Bolton Clarke Cabrini	5	1	0	4	0	1	A
31	NSW	Boronia House (Second Outbreak)	8	1	0	7	0	0	A
32	NSW	Bossley Parkside Care Community	65	50	0	15	0	0	A
33	NSW	Buckland Aged Care Services (Second Outbreak)	7	1	0	6	0	0	A
34	NSW	Bupa Ashfield	12	6	0	6	0	0	A
35	NSW	Bupa Bankstown	7	4	0	3	0	0	A
36	NSW	Bupa Campbelltown	14	1	0	13	0	0	A
37	NSW	Bupa Clemton Park (19334)	3	2	0	1	0	0	R
38	NSW	Bupa Dural	4	2	0	2	0	0	A
39	NSW	Bupa Greenacre (third outbreak)	73	44	0	29	0	0	A
40	NSW	Bupa Maroubra	2	1	0	1	0	0	A
41	NSW	Bupa North Rocks	42	20	0	22	0	0	A
42	NSW	Bupa Seaforth	9	0	0	9	0	0	A
43	NSW	Bupa Waratah	2	0	0	2	0	0	A
44	NSW	Calvary Cessnock Retirement Community	2	0	0	2	0	0	R
45	NSW	Calvary Community Care (22419)	3	2	0	1	0	0	A

No.	State	Residential Aged Care Facility	Total Cases	Resident total	Resident resolved	Staff total	Staff Resolved	Resident deaths	Resolved / Active
46	NSW	Calvary Ryde Retirement Community - Mary Potter Residential Care	9	2	0	7	0	0	A
47	NSW	Cardinal Stepinac Village	27	16	0	11	0	0	A
48	NSW	Care Connect Ltd - Holroyd (25845)	3	3	0	0	0	0	A
49	NSW	Carino Care at Sylvania	53	29	0	24	0	0	A
50	NSW	Caroline Chisholm Nursing home	4	3	0	1	0	0	A
51	NSW	Casa Mia Aged Care Centre Second Outbreak (923)	2	1	0	1	0	0	R
52	NSW	Catholic Care Holy Spirit, Dubbo	17	12	0	5	0	2	R
53	NSW	Catholic Care St Josephs (Second Outbreak)	5	5	0	0	0	0	A
54	NSW	Catholic HealthCare (25059)	3	2	2	1	1	0	R
55	NSW	Catholic Healthcare St Mary's Villa, Dubbo	21	16	0	5	0	4	R
56	NSW	Chiswick Manor Care Community	7	1	0	6	0	0	A
57	NSW	Clover Lea Nursing Home	4	3	0	1	1	0	A
58	NSW	Coffs Harbour Grange Care Community	19	9	0	10	0	1	A
59	NSW	Constitution Hill Aged Care	46	22	0	24	0	0	A
60	NSW	Courtlands Aged Care Facility	3	1	0	2	0	0	R
61	NSW	Dorothy Henderson Lodge, BaptistCare (305)	22	17	11	5	5	6	R
62	NSW	Elizabeth Lodge (second Outbreak)	3	1	0	2	0	0	A

No.	State	Residential Aged Care Facility	Total Cases	Resident total	Resident resolved	Staff total	Staff Resolved	Resident deaths	Resolved / Active
63	NSW	Estia Health Bexley Park (fourth outbreak)	4	0	0	4	0	0	A
64	NSW	Estia Health Blakehurst	5	1	0	4	0	0	A
65	NSW	Estia Health Merrylands	19	6	0	13	0	0	A
66	NSW	Estia Health Tea Gardens	3	1	0	2	0	0	A
67	NSW	Estia Health Twin Waters	3	2	0	1	0	0	A
68	NSW	Ferndale Gardens Aged Care Facility	21	12	0	9	0	0	A
69	NSW	Fitzgerald Memorial Aged Care	4	3	0	1	0	1	A
70	NSW	Five Good Friends NSW (26883)	7	7	0	0	0	0	A
71	NSW	Frank and Jess Kennett Home	3	0	0	3	0	0	R
72	NSW	Frederic House	26	18	0	8	0	1	R
73	NSW	Gallipoli Home (22921)	25	20	3	5	0	1	R
74	NSW	Gill Waminda Aged Care Plus Centre	3	1	0	2	0	0	A
75	NSW	Gillawarna Village (1151) second outbreak	32	26	0	6	0	5	R
76	NSW	Goondee RACF, Strathfield (third outbreak)	3	0	0	3	0	0	A
77	NSW	Gosling Creek Aged Care	24	14	0	10	0	1	A
78	NSW	Greenwood Aged Care Normanhurst (886)	7	6	0	1	0	3	R
79	NSW	Guildford Nursing Home(935)	55	45	0	10	0	6	R
80	NSW	Hakea Grove Aged Care	6	1	0	5	0	1	A

No.	State	Residential Aged Care Facility	Total Cases	Resident total	Resident resolved	Staff total	Staff Resolved	Resident deaths	Resolved / Active
81	NSW	Hammondcare - The Meadows	2	0	0	2	0	0	A
82	NSW	HammondCare Bond House, Harding	3	1	0	2	0	0	R
83	NSW	Hammondcare Leighton Lodge	10	4	0	6	0	0	A
84	NSW	HammondCare Waratah (Second Outbreak)	5	0	0	5	0	0	A
85	NSW	Harbison Burradoo	3	1	0	2	0	0	A
86	NSW	Hawkesbury Living Nursing Home (853)	53	40	10	13	1	7	R
87	NSW	Hawkesbury Living Nursing Home (Second Outbreak)	13	1	0	12	0	0	A
88	NSW	Ibis Care Miranda(Second Outbreak)	5	4	0	1	0	0	A
89	NSW	Integratedliving Home Care Packages	2	2	0	0	0	0	A
90	NSW	IRT Berala on the Park	2	0	0	2	0	0	R
91	NSW	IRT Berala on the Park (Second Outbreak)	22	7	0	15	0	0	A
92	NSW	IRT Tarrawanna	32	26	20	6	6	5	R
93	NSW	Japara Brighton-Le-Sands	16	1	0	15	0	0	A
94	NSW	Japara Corymbia (27611)	2	0	0	2	0	0	R
95	NSW	Jesmond Aged Care (683)	2	0	0	2	0	0	R
96	NSW	Jesmond Aged Care (Second Outbreak)	2	0	0	2	0	0	A
97	NSW	Katoomba Views Care Community	11	4	0	7	0	0	A
98	NSW	Kincare (4718)	7	5	0	2	0	2	A
99	NSW	Kincare Western Sydney (17595)	3	3	3	0	0	0	R

No.	State	Residential Aged Care Facility	Total Cases	Resident total	Resident resolved	Staff total	Staff Resolved	Resident deaths	Resolved / Active
100	NSW	Kurrajong & District Community Nursing Home	4	0	0	4	0	0	A
101	NSW	Lark Ellen Aged Care	27	20	0	7	0	1	A
102	NSW	Loreto Home for Compassion	3	1	0	2	0	0	A
103	NSW	Manly Hillside Care Community	17	12	0	5	0	0	A
104	NSW	Marcus Loane House	2	2	0	0	0	0	A
105	NSW	Markmoran at Vaucluse	9	4	0	5	0	0	A
106	NSW	Maroba Nursing Home (Second Outbreak)	7	1	0	6	0	0	A
107	NSW	Mercy Place Albury	36	30	18	6	6	10	R
108	NSW	Meredith House Nursing Home (707)	6	2	0	4	0	1	R
109	NSW	Merrimac Park Private Care	9	1	0	8	0	0	A
110	NSW	Mildred Symons House (second outbreak) (1000)	17	14	12	3	0	0	R
111	NSW	Montrose Aged care Plus Centre	2	1	0	1	0	0	A
112	NSW	Moran Sylvania	9	1	0	8	0	0	A
113	NSW	Murray House	2	1	0	1	0	0	A
114	NSW	Northcourt Nursing Home (9740)	28	25	0	3	0	2	R
115	NSW	NSW	2	0	0	2	0	0	A
116	NSW	Nuffield Village	3	0	0	3	0	0	A
117	NSW	Opal Canterbury Place Care Community	2	0	0	2	0	0	R

No.	State	Residential Aged Care Facility	Total Cases	Resident total	Resident resolved	Staff total	Staff Resolved	Resident deaths	Resolved / Active
118	NSW	Opal Meadowbank Grove (second Outbreak)	7	5	0	2	0	0	A
119	NSW	Pacific Lodge	2	0	0	2	0	0	R
120	NSW	Pathways Sailors Bay (6899)	2	1	0	1	0	0	R
121	NSW	Pathways Sailors Bay (second outbreak)	6	4	1	2	0	0	R
122	NSW	Peakhurst Lodge (838)	2	0	0	2	0	0	R
123	NSW	Pemulwuy Aged Care (Second outbreak)	3	1	0	2	0	0	R
124	NSW	Pendle Hill Residential Aged Care Facility (966)	11	8	0	3	0	0	A
125	NSW	Peoples First Health Care (27392)	4	3	0	1	0	0	R
126	NSW	Presbyterian Aged Care - Ashfield (547)	9	8	0	1	0	2	R
127	NSW	Presbyterian Aged Care - Ashfield (Second Outbreak)	2	0	0	2	0	0	A
128	NSW	Presbyterian Aged Care - Paddington	15	10	0	5	0	0	A
129	NSW	Quakers hillside Care community (Second Outbreak)	6	4	1	2	0	0	A
130	NSW	Regis Belmore	2	0	0	2	0	0	A
131	NSW	Regis Elmore Vale (second Outbreak)	2	0	0	2	0	0	A
132	NSW	Regis Rose Bay	2	0	0	2	0	0	R
133	NSW	Residential Gardens	3	1	0	2	0	0	A
134	NSW	RFBI Goulburn Masonic Village	5	2	0	3	0	0	A

No.	State	Residential Aged Care Facility	Total Cases	Resident total	Resident resolved	Staff total	Staff Resolved	Resident deaths	Resolved / Active
135	NSW	RFBI Hawkins Masonic Village, Edgeworth Acacia House (311)	20	14	0	6	0	2	R
136	NSW	Rosemore Aged Care (second outbreak) (945)	2	0	0	2	0	0	R
137	NSW	Rosemore Aged Care (third outbreak)	6	0	0	6	0	0	A
138	NSW	RSL Anzac Village (Third Outbreak)	2	0	0	2	0	0	A
139	NSW	Rutherford Park Care community	10	6	0	4	0	0	A
140	NSW	S Antonio Da Padova Nursing Home	24	12	0	12	0	0	A
141	NSW	Scalabrini Village Nursing Home Austral (Second Outbreak)	6	2	0	4	0	0	A
142	NSW	Seven Hills Nursing Home	2	0	0	2	0	0	A
143	NSW	Southern Cross Care Daceyville	4	4	0	0	0	1	R
144	NSW	Southern Cross Care Lavington RACF (7970)	9	8	0	1	0	1	R
145	NSW	Southern Cross Care Nagle	4	1	0	3	0	0	A
146	NSW	Southern Cross Care Reynolds Court	2	0	0	2	0	0	A
147	NSW	Southern Cross Care Tenison Goulburn	4	2	0	2	0	0	A
148	NSW	Southhaven Aged Care (Second Outbreak)	4	1	0	3	0	0	A
149	NSW	Southhaven Aged Care (Second Outbreak)	2	0	0	2	0	0	R
150	NSW	ST Basil's In Home Care	2	1	0	1	0	0	A

No.	State	Residential Aged Care Facility	Total Cases	Resident total	Resident resolved	Staff total	Staff Resolved	Resident deaths	Resolved / Active
151	NSW	St Basil's Lakemba	37	27	0	10	0	0	A
152	NSW	St Basils, Randwick (7978)	2	1	0	1	0	0	R
153	NSW	St Brigits Green Maroubra	33	5	1	28	0	0	A
154	NSW	St David's Village	2	1	0	1	0	0	A
155	NSW	St Elizabeth Home	3	0	0	3	0	0	A
156	NSW	St George Aged Care Centre (fifth Outbreak)	52	26	0	26	0	0	A
157	NSW	St George Aged Care Centre, Bexley (931)	15	8	5	7	0	3	R
158	NSW	St George Aged Care Centre, Bexley (second outbreak) (931)	3	1	0	2	0	0	R
159	NSW	St George Community Transport (24394)	2	0	0	2	2	0	R
160	NSW	St Marys Villa Residential Aged Care (546)	2	1	0	1	0	0	R
161	NSW	St Simeon Village	2	0	0	2	0	0	R
162	NSW	St Vincent's Auburn	2	1	0	1	0	0	R
163	NSW	St Vincent's Care Services Yennora	10	4	0	6	0	0	A
164	NSW	Stanmore Place Care Community, Stanmore (898)	2	0	0	2	0	0	R
165	NSW	Storm Village, Anglican Care (246)	2	0	0	2	2	0	R
166	NSW	SummitCare Baulkham Hills (6961)	13	6	6	7	7	0	R



No.	State	Residential Aged Care Facility	Total Cases	Resident total	Resident resolved	Staff total	Staff Resolved	Resident deaths	Resolved / Active
167	NSW	SummitCare Liverpool (third outbreak)	10	2	0	8	0	0	A
168	NSW	SummitCare Penrith	3	0	0	3	1	0	R
169	NSW	SummitCare Penrith (Second Outbreak)	4	1	0	3	0	0	A
170	NSW	Summitcare Randwick (759)	2	0	0	2	0	0	R
171	NSW	Summitcare Smithfield	10	3	0	7	0	0	A
172	NSW	Summitcare St Mary's (Second Outbreak)	12	4	0	8	0	0	A
173	NSW	SummitCare Waverley	8	2	0	6	0	0	A
174	NSW	Terrey Hills Nursing Home	12	4	0	8	0	0	A
175	NSW	The Donald Coburn Centre	4	0	0	4	0	0	A
176	NSW	The Greek Community Home for the Aged	10	7	3	3	3	2	R
177	NSW	The Manor Fairfield East	53	30	0	23	0	0	A
178	NSW	The Maronite Sisters Of The Holy Family Village	7	3	0	4	0	0	A
179	NSW	The Village By Scalabrini (Second Outbreak)	6	2	0	4	0	0	A
180	NSW	Uniting Banks Lodge Peakhurst	8	4	0	4	0	0	A
181	NSW	Uniting Edinglassie (504)	10	9	0	1	0	2	R
182	NSW	Uniting Garden Suburb	3	0	0	3	0	0	A
183	NSW	Uniting Hawkesbury Richmond	2	0	0	2	0	0	R

No.	State	Residential Aged Care Facility	Total Cases	Resident total	Resident resolved	Staff total	Staff Resolved	Resident deaths	Resolved / Active
184	NSW	Uniting Hawkesbury Richmond (second outbreak)	13	3	0	10	0	0	A
185	NSW	Uniting Lillian Wells North Paramatta	77	57	0	20	0	2	A
186	NSW	Uniting Mullauna, Blacktown (397)	3	2	0	1	0	0	R
187	NSW	uniting Roberts lodge Peakhurst	3	1	0	2	0	0	A
188	NSW	Uniting Springwood	5	2	0	3	0	2	R
189	NSW	Uniting The Marion Leichhardt (117)	6	3	0	3	0	0	R
190	NSW	Wahroonga House	3	0	0	3	0	0	A
191	NSW	Warren Multi-Purpose Service	4	3	0	1	0	0	A
192	NSW	Warrigal Care Queanbeyan	3	0	0	3	0	0	A
193	NSW	Waterview Aged Care Facility	2	0	0	2	0	0	A
194	NSW	Weeroona Aged Care Plus Centre (second outbreak)	12	6	0	6	0	0	A
195	NSW	Wesley Mission Community Services (17865)	2	2	2	0	0	0	R
196	NSW	Westmont Homestead	10	1	0	9	0	0	A
197	NSW	Woodland Lodge	2	0	0	2	0	0	A
198	NSW	Woollarah Montefiore Home	2	0	0	2	0	0	R
199	NSW	Wyoming Nursing Home (773)	36	27	0	9	0	5	R
200	NSW	Yallambee Village (160)	2	1	0	1	0	0	R
201	NSW	Yallambee Village (2nd Outbreak) (160)	15	14	0	1	0	0	R
202	NSW	Yallambee Village (Third Outbreak)	17	16	0	1	0	0	A

No.	State	Residential Aged Care Facility	Total Cases	Resident total	Resident resolved	Staff total	Staff Resolved	Resident deaths	Resolved / Active
203	QLD	Anam Cara	3	1	0	2	0	0	A
204	QLD	Anglicare SQ South Coast Region Home Care (23403)	2	2	2	0	0	0	R
205	QLD	Anglicare SQ St Martin's Nursing Home	8	2	2	6	0	0	A
206	QLD	Arcare Caboolture (Second Outbreak)	22	11	0	11	0	0	A
207	QLD	Arcare Carboolture	13	11	0	2	0	0	A
208	QLD	Arcare Parkwood	9	6	0	3	0	0	A
209	QLD	Arcare Slacks Creek	3	1	0	2	0	0	A
210	QLD	Arcare Springwood	2	0	0	2	0	0	A
211	QLD	Arcare Taigum	3	0	0	3	0	0	A
212	QLD	BallyCara Aged Care	3	0	0	3	0	0	A
213	QLD	Blue Care Caboolture Community Care CACP (18034)	2	2	2	0	0	0	R
214	QLD	Bolton Clarke Fairview (3437)	3	0	0	3	1	0	R
215	QLD	Bolton Clarke Fairview (Second Outbreak)	3	0	0	3	1	0	A
216	QLD	Bolton Clarke Galleon Gardens ( 3610)	3	0	0	3	0	0	A
217	QLD	Bolton Clarke Milford Grange	2	0	0	2	0	0	A
218	QLD	Bupa Merrimac	3	1	0	2	0	0	A
219	QLD	Bupa Rangeville	3	0	0	3	0	0	A
220	QLD	Bupa Runaway Bay	7	0	0	7	0	0	A
221	QLD	Calamvale Parklands Care Community	6	0	0	6	0	0	A

No.	State	Residential Aged Care Facility	Total Cases	Resident total	Resident resolved	Staff total	Staff Resolved	Resident deaths	Resolved / Active
222	QLD	Carinity Hilltop	2	0	0	2	0	0	A
223	QLD	Carinity Wishart Gardens	7	6	0	1	0	0	A
224	QLD	Churches of Christ Gracehaven Aged Care Service	2	1	0	1	0	0	A
225	QLD	Churches of Christ Oak Towers Aged Care Service	17	6	0	11	0	0	A
226	QLD	De Paul Villa Aged Care	3	0	0	3	0	0	A
227	QLD	Esida Lodge	30	15	0	15	0	0	A
228	QLD	Estia Health Gold Coast	2	1	0	1	0	0	A
229	QLD	Estia Health Maroochydore	2	1	0	1	0	0	A
230	QLD	Feros Care (23328)	2	1	1	1	1	0	R
231	QLD	Greek Orthodox Community of St George Brisbane (18203)	3	0	0	3	3	0	R
232	QLD	Holland Park Aged Care	17	8	0	9	0	0	A
233	QLD	Integrated Living Australia Ltd (25067)	3	3	0	0	0	0	A
234	QLD	Japara Robina Rise	11	0	0	11	0	0	A
235	QLD	Jeta Gardens Aged Care Facility (5885)	7	1	0	6	0	0	A
236	QLD	Jimboomba Community Aged Care	14	4	0	10	0	0	A
237	QLD	Multicultural Aged Care Services Geelong Inc	2	2	0	0	1	0	A
238	QLD	Ozcare Bakhita Villa Aged Care Facility	25	12	0	13	0	0	A
239	QLD	Palm Lake Bethania ACF	6	2	0	4	0	0	A

No.	State	Residential Aged Care Facility	Total Cases	Resident total	Resident resolved	Staff total	Staff Resolved	Resident deaths	Resolved / Active
240	QLD	Palm Lake care Bargara	2	0	0	2	0	0	A
241	QLD	Palm Lake care Toowomba	5	0	0	5	0	0	A
242	QLD	Proserpine Nursing Home (5466)	3	0	0	3	0	0	A
243	QLD	Regis Bulimba	4	0	0	4	0	0	A
244	QLD	Regis Kuluin	25	13	0	12	0	0	A
245	QLD	Regis Salisbury (5172)	9	1	0	8	0	0	A
246	QLD	St Paul De Chartres Residential Aged Care	15	11	0	4	0	1	A
247	QLD	Tabeel	46	18	0	28	0	0	A
248	QLD	The Cairns Aged Care Plus Centre at Chapel Hill	9	0	0	9	0	0	A
249	QLD	The Terraces Assisted Aged Care	11	3	0	8	0	0	A
250	QLD	Tricare Cypress Gardens Aged Care Residence	2	0	0	2	0	0	A
251	QLD	Tricare Labrador Aged Care Residence	2	0	0	2	0	0	A
252	QLD	Trinder Park	24	5	0	19	0	0	A
253	QLD	Varsity Views Care Community	2	0	0	2	0	0	A
254	QLD	Villa Maria Centre	2	0	0	2	0	0	A
255	QLD	Zion	8	2	0	6	0	0	A
256	SA	ACH Group Residential Care - Perry Park	29	23	0	6	0	0	A
257	SA	ACH Group Residential Care - Kepara	3	0	0	3	0	0	A

No.	State	Residential Aged Care Facility	Total Cases	Resident total	Resident resolved	Staff total	Staff Resolved	Resident deaths	Resolved / Active
258	SA	ACH Group Residential Care - Milpara	54	36	0	18	0	0	A
259	SA	Aldersgate Aged Care Services	8	5	0	3	0	0	A
260	SA	Ananda Findon Residential Care	6	0	0	6	0	0	A
261	SA	Ananda Hope Valley Residential Care	6	3	0	3	0	0	A
262	SA	Anglicare Brompton (5486)	4	0	0	4	4	0	R
263	SA	Anglicare SQ Edwin Marsden Tooth Memorial Home for Aged	2	1	0	1	0	0	A
264	SA	AnglicareSA Grange (4239)	4	1	0	3	0	0	A
265	SA	Bellevue Court Residential Care (4146)	2	1	0	1	0	0	A
266	SA	Bene Aged care - Campbelltown	4	1	0	3	0	0	A
267	SA	Bene Aged Care - The Italian Village	38	26	0	12	0	3	A
268	SA	Bene St Clair	6	1	0	5	0	0	A
269	SA	Bucklands Residential Care	6	1	0	5	0	0	A
270	SA	Bupa Morphettville	9	6	0	3	0	0	A
271	SA	Calvary Flora McDonald	37	16	0	21	6	0	A
272	SA	Christies Beaches Residential Care Services	5	3	0	2	0	0	A
273	SA	Clayton Church Homes Onkaparinga Valley	7	2	0	5	0	0	A
274	SA	Clayton Church Homes Park Village	2	0	0	2	0	0	A
275	SA	Disability SA Northgate	4	0	0	4	0	0	A
276	SA	Dunbar Homes Salisbury ( 4156)	3	0	0	3	0	0	A

No.	State	Residential Aged Care Facility	Total Cases	Resident total	Resident resolved	Staff total	Staff Resolved	Resident deaths	Resolved / Active
277	SA	Eastern Eye Cowell MPS	2	1	0	1	0	0	A
278	SA	Edenfield Family Care	3	1	0	2	0	0	A
279	SA	Eldercare Acacia Court	2	0	0	2	0	0	A
280	SA	Eldercare Allambi	11	6	0	5	0	0	A
281	SA	Eldercare Cottage Grove	2	0	0	2	0	0	A
282	SA	Eldercare Oxford	7	3	0	4	0	0	A
283	SA	Eldercare The Lodge	4	0	0	4	0	0	A
284	SA	Eldercare Trowbridge House	2	0	0	2	0	0	A
285	SA	Estia Health Aberfoyle Park	54	32	0	22	0	0	A
286	SA	Estia Health Craigmore	2	0	0	2	0	0	A
287	SA	Estia Health Hope Valley	3	0	0	3	0	0	A
288	SA	Estia Health Parkside	4	0	0	4	0	0	A
289	SA	Estia Health Salisbury East	4	0	0	4	0	0	A
290	SA	Fullarton Lutheran Homes	14	4	0	10	0	0	A
291	SA	Gawler Grande Views (4308)	12	4	0	8	0	0	A
292	SA	Gaynes Park Manor	40	22	0	18	0	0	A
293	SA	Gloucester Residential Facility	17	5	0	12	0	0	A
294	SA	Helping Hand Aged Care - Ingle Farm	2	0	0	2	0	0	A
295	SA	Helping Hand Aged Care Doreen Bond House	8	7	0	1	0	0	A
296	SA	Helping Hand Aged Care Mawson Lakes	19	7	0	12	0	0	A
297	SA	Helping Hand Aged Care Parafield	2	0	0	2	0	0	A

No.	State	Residential Aged Care Facility	Total Cases	Resident total	Resident resolved	Staff total	Staff Resolved	Resident deaths	Resolved / Active
298	SA	Helping Hand Aged Care Rotary House (4068)	2	1	0	1	0	0	A
299	SA	Japara Trevu House (4275)	4	2	0	2	0	0	A
300	SA	John Paul II Village Residential Care ( 4142)	2	0	0	2	0	0	A
301	SA	LHI Glynde	4	0	0	4	0	0	A
302	SA	Morlancourt	2	0	0	2	0	0	A
303	SA	Mt Carmel Residential Care	4	1	0	3	0	0	A
304	SA	Para Hills Residential Care	2	0	0	2	0	0	A
305	SA	Parkrose Village	2	1	0	1	0	0	A
306	SA	Regency Green Multi-Cultural Aged Care Service	3	0	0	3	2	0	R
307	SA	Regis Kingswood	2	0	0	2	0	0	A
308	SA	Regis Playford	2	0	0	2	0	0	A
309	SA	Resthaven Paradise	2	1	0	1	0	0	A
310	SA	Resthaven Marion	8	5	0	3	0	0	A
311	SA	Smithfield Residential Care Centre	2	1	0	1	0	0	A
312	SA	St Basil's Aegean Village	2	0	0	2	0	0	A
313	SA	St Basil's at Croydon Park	5	0	0	5	0	0	A
314	SA	The Claridge Residential Care	2	0	0	2	0	0	A
315	SA	The House of Saint Hilarion (4219)	9	5	0	4	0	0	A
316	SA	The Phillip Kennedy Centre	31	20	0	11	0	0	A



No.	State	Residential Aged Care Facility	Total Cases	Resident total	Resident resolved	Staff total	Staff Resolved	Resident deaths	Resolved / Active
317	SA	The Pines Lodge Residential Care	6	2	0	4	0	0	A
318	SA	Walkerville Residential Care Centre	6	1	0	5	0	0	A
319	SA	Warrina Park Residential Aged Care Service	5	0	0	5	0	0	A
320	SA	Wesley House	6	0	0	6	0	0	A
321	TAS	Anglicare Tasmania Inc (23660)	2	2	0	0	0	2	R
322	TAS	Barossa Park Lodge	2	0	0	2	0	0	A
323	TAS	Glenview Community Services Inc	6	2	0	4	0	0	A
324	TAS	Integratedliving (23008)	2	2	2	0	0	0	R
325	TAS	Mary Ogilvy Home (4982)	6	5	0	1	0	0	A
326	TAS	Melaleuca Home for the Aged (5092)	2	1	0	1	1	1	R
327	TAS	Regis Tasmania - Norwood	15	9	0	6	0	0	A
328	TAS	Sandown Apartments	3	1	0	2	0	0	A
329	TAS	Snug Village	14	2	0	12	0	0	A
330	TAS	St Ann's	2	0	0	2	0	0	A
331	TAS	Uniting AgeWell Aldersgate (4974)	8	4	0	4	0	0	A
332	TAS	Uniting AgeWell Ningana ( 5021)	2	0	0	2	0	0	A
333	VIC	Meadow Heights Care Community	34	25	13	9	0	13	R
334	VIC	Meadow Heights Care Community (Second Outbreak)	8	5	0	3	0	0	A
335	VIC	AdventCare WhiteHorse	11	6	0	5	0	0	A
336	VIC	Annecto Footscray	10	9	0	1	0	1	A

No.	State	Residential Aged Care Facility	Total Cases	Resident total	Resident resolved	Staff total	Staff Resolved	Resident deaths	Resolved / Active
337	VIC	Anzac Lodge Private Nursing Home	2	0	0	2	0	0	R
338	VIC	Arcare Burnside (5845)	5	0	0	5	5	0	R
339	VIC	Arcare Burnside (Second Outbreak)	3	1	0	2	0	0	A
340	VIC	Arcare Carnegie (5936)	2	0	0	2	0	0	R
341	VIC	Arcare Craigieburn (8041)	82	37	22	45	45	15	R
342	VIC	Arcare Essendon (second outbreak)	2	2	0	0	0	0	R
343	VIC	Arcare Keysborough	37	25	25	12	12	1	R
344	VIC	Arcare Knox	4	2	0	2	0	0	A
345	VIC	Arcare Maidstone (5920)	7	0	0	7	7	0	R
346	VIC	Arcare Maidstone 2 (5920)	8	3	3	5	5	0	R
347	VIC	Arcare Sydenham (2324)	47	22	16	25	25	6	R
348	VIC	Arcare Sydenham (Second Outbreak)	6	2	0	4	0	1	R
349	VIC	Arcare Sydenham (Third Outbreak)	3	1	0	2	0	0	A
350	VIC	Arcare Templestowe	3	0	0	3	0	0	A
351	VIC	Ashleigh House Hostel (680)	2	0	0	2	0	0	R
352	VIC	Assisi Aged Care (2122)	43	36	28	7	6	0	R
353	VIC	Assisi Aged Care (2122)	3	0	0	3	3	0	R
354	VIC	Auburn House	2	0	0	2	0	0	A
355	VIC	Aurrum Brunswick	20	14	12	6	2	0	R
356	VIC	Aurrum Healesville (7100)	2	0	0	2	2	0	R
357	VIC	Aurrum Plenty (8029)	83	47	34	36	36	13	R
358	VIC	Aurrum Reservoir (5433)	3	0	0	3	3	0	R

No.	State	Residential Aged Care Facility	Total Cases	Resident total	Resident resolved	Staff total	Staff Resolved	Resident deaths	Resolved / Active
359	VIC	Aurrum Reservoir (Second Outbreak)	18	13	11	5	5	2	A
360	VIC	Australian Vietnamese Women's Association -	6	3	0	3	0	0	A
361	VIC	Avonlea Grange Hostel (2299)	2	0	0	2	2	0	R
362	VIC	Avonlea( 1761)	3	0	0	3	0	0	R
363	VIC	Banksia Lodge Residential Aged Care Services	3	3	0	0	0	0	A
364	VIC	Banyule City Council (25412)	2	1	1	1	1	0	R
365	VIC	Baptcare - Camberwell - 0475	3	3	0	0	0	0	A
366	VIC	Baptcare - Westhaven Community (2346) second outbreak	41	38	26	3	3	13	R
367	VIC	Baptcare Abbey Gardens	4	1	0	3	0	0	A
368	VIC	Baptcare Brookview Community (Second Outbreak)	10	5	0	5	0	1	R
369	VIC	Baptcare Brookview Community Westmeadows (7467)	21	10	9	11	11	1	R
370	VIC	BaptCare Heritage Manor	9	9	0	0	0	0	A
371	VIC	Baptcare Strathalan (5378)	2	0	0	2	2	0	R
372	VIC	Baptcare Strathalan (Second Outbreak)	22	11	0	11	0	0	A
373	VIC	Baptcare The Orchards - Doncaster (19354)	2	0	0	2	2	0	R
374	VIC	Baptcare Wattle Grove Community	4	0	0	4	0	0	R

No.	State	Residential Aged Care Facility	Total Cases	Resident total	Resident resolved	Staff total	Staff Resolved	Resident deaths	Resolved / Active
375	VIC	Baptcare Wyndham Lodge (2954)	232	101	71	131	131	30	R
376	VIC	Beechworth Health Service Residential Care	2	0	0	2	0	0	A
377	VIC	Belvedere Aged Care	47	39	0	8	8	11	R
378	VIC	Benetas Broughton Hall	9	5	0	4	0	0	A
379	VIC	Benetas Colton Close Glenroy (third outbreak)	4	1	0	3	0	0	R
380	VIC	Benetas Corowa Court	5	0	0	5	0	0	A
381	VIC	Benetas St Georges (2989)	70	32	20	38	38	12	R
382	VIC	Bentons Lodge (Second Outbreak)	5	3	3	2	0	0	R
383	VIC	Berengarra - St George's Health Service	3	0	0	3	0	0	A
384	VIC	Bethel Aged Care	5	4	2	1	1	0	R
385	VIC	Bill Crawford Lodge (2961)	5	2	2	3	3	0	R
386	VIC	BlueCross Autumdale (1995)	54	24	11	30	30	13	R
387	VIC	Bluecross Baradine (5990)	2	0	0	2	2	0	R
388	VIC	BlueCross Chelsea Manor (5417)	5	0	0	5	5	0	R
389	VIC	BlueCross Cresthaven	3	1	0	2	0	0	A
390	VIC	BlueCross Elly Kay (Second Outbreak)	52	40	36	12	8	4	A
391	VIC	BlueCross Glengowrie	61	44	0	17	0	3	R
392	VIC	Bluecross Ivanhoe (1779)	5	0	0	5	5	0	R
393	VIC	Bluecross Ivanhoe (Second Outbreak)	2	1	0	1	0	0	R
394	VIC	Bluecross Riverlea (5175)	3	0	0	3	3	0	R

No.	State	Residential Aged Care Facility	Total Cases	Resident total	Resident resolved	Staff total	Staff Resolved	Resident deaths	Resolved / Active
395	VIC	Bluecross Silverwood (5361)	2	0	0	2	2	0	R
396	VIC	BlueCross The Boulevard (5926)	69	36	22	33	33	14	R
397	VIC	Bluecross The Gables	35	29	21	6	0	3	R
398	VIC	BlueCross The Hilltop ( 2679)	2	0	0	2	0	0	R
399	VIC	BlueCross The Hilltop ( 2679) second outbreak	4	0	0	4	0	0	A
400	VIC	BlueCross Western Gardens (third outbreak)	3	3	0	0	0	0	R
401	VIC	Boyne Russell Nursing Home (2983)	2	0	0	2	2	0	R
402	VIC	Brotherhood of St Laurence Frankston (18697)	7	3	2	4	4	1	R
403	VIC	Bupa Bellarine Lakes	4	1	0	3	0	0	A
404	VIC	Bupa Clempton Park (Second Outbreak)	57	33	0	24	0	0	A
405	VIC	Bupa Donvale ( 2678)	7	4	0	3	0	0	A
406	VIC	Bupa Eastwood	15	11	0	4	0	0	R
407	VIC	Bupa Edithvale (3004)	78	44	26	34	34	18	R
408	VIC	Bupa Greensborough (5702)	2	0	0	2	2	0	R
409	VIC	Bupa Sunshine (2834)	2	0	0	2	2	0	R
410	VIC	Bupa Templestowe (19281)	11	3	1	8	8	2	R
411	VIC	Bupa Templestowe (Second Outbreak)	4	0	0	4	0	0	A
412	VIC	Bupa Traralgon (8025)	19	7	5	12	12	2	R
413	VIC	BUPA Woodend (2728)	4	1	1	3	3	0	R

No.	State	Residential Aged Care Facility	Total Cases	Resident total	Resident resolved	Staff total	Staff Resolved	Resident deaths	Resolved / Active
414	VIC	Cabrini Residential Care - Ashfield	3	0	0	3	0	0	A
415	VIC	Calvary Community Care (18709)	2	2	2	0	0	0	R
416	VIC	Calvary Rye Sands	8	6	0	2	0	0	A
417	VIC	Campbell Place (Second Outbreak)	13	7	7	6	5	0	R
418	VIC	Campbell Place Aged Care Facility (1794)	4	2	0	2	0	0	R
419	VIC	Campbell Place Aged Care Facility (1794)	2	0	0	2	2	0	R
420	VIC	Care Connect Ltd - Community and Home Support (25845)	2	1	1	1	1	0	R
421	VIC	Care Connect, Abbotsford (2504)	4	3	0	1	1	0	R
422	VIC	Care Connect, Abbotsford (Third Outbreak)	2	2	0	0	0	0	A
423	VIC	Care Connect, Abbotsford Second Outbreak(2504)	11	11	0	0	0	0	A
424	VIC	Care Connect, Hume (22778)	3	2	1	1	1	1	R
425	VIC	Carrum Downs Private Nursing Home (2698)	8	6	5	2	0	0	R
426	VIC	Centennial Lodge	46	36	32	10	10	4	R
427	VIC	Chaffey Aged Care	2	0	0	2	0	0	A
428	VIC	Chomley House Hostel (1990)	2	0	0	2	2	0	R
429	VIC	Chomley House Hostel (second outbreak)	3	0	0	3	2	0	A

No.	State	Residential Aged Care Facility	Total Cases	Resident total	Resident resolved	Staff total	Staff Resolved	Resident deaths	Resolved / Active
430	VIC	Churches of Christ Care Arcadia Aged Care Service Essendon (5927)	22	10	6	12	12	4	R
431	VIC	Clarendon Grange Hostel	8	6	1	2	1	0	A
432	VIC	Clarinda on the Park (3052)	13	1	0	12	0	0	A
433	VIC	Clovelly Cottage	2	1	0	1	0	0	A
434	VIC	Coppin Centre Melbourne (2134)	2	0	0	2	2	0	R
435	VIC	Coppin Centre Melbourne (2134) second outbreak	38	25	0	13	2	1	R
436	VIC	Coptic Hostel	9	2	0	7	0	0	A
437	VIC	Corpus Christi Aged Care Residence (6003) - Villa Maria Catholic Homes	3	0	0	3	3	0	R
438	VIC	Craigcare Berwick (2770) second outbreak	2	0	0	2	0	0	R
439	VIC	Craigcare Pascoe Vale (2722)	94	47	31	47	47	16	R
440	VIC	Cumberland Manor (2818)	107	53	42	54	54	11	R
441	VIC	Deloraine Private Nursing Home (2632) second outbreak	4	0	0	4	0	0	A
442	VIC	Donwood Nursing Home (2942)	4	3	0	1	0	0	R
443	VIC	Donwood Nursing Home (2942) Second outbreak	4	2	0	2	0	0	R
444	VIC	Dorothy Impey Home	2	1	0	1	0	0	A
445	VIC	Doutta Gala Footscray (third outbreak)	4	2	0	2	0	0	R

No.	State	Residential Aged Care Facility	Total Cases	Resident total	Resident resolved	Staff total	Staff Resolved	Resident deaths	Resolved / Active
446	VIC	Doutta Galla Lynch's Bridge	11	8	0	3	0	3	R
447	VIC	Doutta Galla Avondale Heights (Second Outbreak)	2	0	0	2	1	0	R
448	VIC	Doutta Galla Footscray 2. (6909)	56	30	21	26	26	9	R
449	VIC	Doutta Galla Lynch's Bridge (2124)	2	0	0	2	2	0	R
450	VIC	Doutta Galla Queens Park ACF	2	1	0	1	0	0	A
451	VIC	Doutta Galla Woornack (2140)	42	20	12	22	22	8	R
452	VIC	Doutta Galla Yarraville (2144)	86	42	25	44	44	17	R
453	VIC	Edenvale Manor Aged Care Facility (2333)	20	14	10	6	6	4	R
454	VIC	Elly Kay ACF Mordialloc (2154) - BlueCross	2	1	0	1	1	1	R
455	VIC	Embracia in Reservoir (fourth outbreak)	2	2	0	0	0	0	A
456	VIC	Embracia in Reservoir (third outbreak)	25	16	0	9	0	5	R
457	VIC	Embracia Moonee Valley (8030)	61	26	17	35	35	9	R
458	VIC	Embracia Moonee Valley (Second Outbreak)	2	0	0	2	0	0	R
459	VIC	Embracia Moonee Valley (Third Outbreak)	7	1	0	6	0	0	A
460	VIC	Emmavale Gardens	3	2	0	1	0	0	R
461	VIC	Emmavale Gardens - Menarock Life Lower Templestowe (2297)	4	1	1	3	3	0	R



No.	State	Residential Aged Care Facility	Total Cases	Resident total	Resident resolved	Staff total	Staff Resolved	Resident deaths	Resolved / Active
<b>462</b>	VIC	Epping Gardens (22843)	190	103	65	87	87	38	R
<b>463</b>	VIC	Epping Gardens (second outbreak)	9	9	9	0	0	1	R
<b>464</b>	VIC	Essendon Aged Care (2825) - Menarock Life	47	20	13	27	27	7	R
<b>465</b>	VIC	Estia Altona Meadows (Second Outbreak)	3	1	0	2	0	0	A
<b>466</b>	VIC	Estia Altona Meadows (Second Outbreak)	2	1	0	1	0	0	R
<b>467</b>	VIC	Estia Health Altona Meadows (Second Outbreak)	24	11	0	13	0	0	A
<b>468</b>	VIC	Estia Health Ardeer (2835)	133	49	32	84	84	17	R
<b>469</b>	VIC	Estia Health Ardeer (2835) second outbreak	23	18	10	5	0	4	R
<b>470</b>	VIC	Estia Health Bentleigh	3	1	0	2	0	0	R
<b>471</b>	VIC	Estia Health Glen Waverley (8076)	6	2	2	4	4	0	R
<b>472</b>	VIC	Estia Health Heidelberg West (2314)	97	29	19	68	67	10	R
<b>473</b>	VIC	Estia Health Keilor (2844)	4	2	2	2	2	0	R
<b>474</b>	VIC	Estia Health Keilor 2. (2844)	42	24	18	18	18	6	R
<b>475</b>	VIC	Estia Health Keysborough (2328)	21	8	5	13	13	3	R
<b>476</b>	VIC	Estia Health Plenty Valley (5445)	2	1	0	1	0	0	R
<b>477</b>	VIC	Estia Health South Morang	79	56	49	23	15	8	R
<b>478</b>	VIC	Eva Tilley Memorial Hostel	8	4	0	4	0	0	R

No.	State	Residential Aged Care Facility	Total Cases	Resident total	Resident resolved	Staff total	Staff Resolved	Resident deaths	Resolved / Active
479	VIC	Ferndale Gardens Aged Care Services	35	19	0	16	0	1	R
480	VIC	Ferndale Gardens Aged Care Services (Second outbreak)	11	10	0	1	0	1	A
481	VIC	Five Good Friends Altona	4	4	0	0	0	0	A
482	VIC	Florence Aged Care (6839)	46	28	20	18	18	8	R
483	VIC	Forest Lodge Residential Aged Care (6833) second outbreak)	16	14	0	2	0	0	R
484	VIC	Frankston City Council - Care Relationships and Carer Support (24459)	3	2	2	1	1	0	R
485	VIC	Frankston Nursing Home (19352) (Second outbreak)	2	2	0	0	0	0	R
486	VIC	Fronditha Clayton Aged Care Facility	2	0	0	2	0	0	R
487	VIC	Fronditha Clayton Aged Care Facility (Second outbreak)	3	1	0	2	0	0	A
488	VIC	Fronditha Thalpori Aged Care Services - St Albans (5474)	3	1	0	2	2	1	R
489	VIC	Fronditha Thalpori Aged Care Services - St Albans (Second Outbreak)	44	26	0	18	0	3	R
490	VIC	Glanville Village (5520)	5	4	0	1	0	2	R
491	VIC	Glendale Aged Care (1889)	93	45	29	48	48	16	R
492	VIC	Glendale Aged Care (Second Outbreak)	4	0	0	4	0	0	R
493	VIC	Glenlyn Aged Care Facility (2725)	63	40	36	23	23	4	R

No.	State	Residential Aged Care Facility	Total Cases	Resident total	Resident resolved	Staff total	Staff Resolved	Resident deaths	Resolved / Active
494	VIC	Grace of Mary Greek Cypriot Elderly Hostel (2276)	55	22	11	33	33	11	R
495	VIC	Grand Cedar	2	0	0	2	0	0	R
496	VIC	Green Gables Private Hostel	7	3	0	4	0	1	A
497	VIC	Gregory Lodge (3028) - Royal Freemasons	66	39	24	27	27	15	R
498	VIC	Hammond Care Caulfield Village Aged Care Facility (2334)	2	2	2	0	0	0	R
499	VIC	HammondCare - The Glens	18	11	0	7	0	1	A
500	VIC	HammondCare Caulfield Village (Fourth Outbreak)	14	8	0	6	0	0	A
501	VIC	Holloway Aged Care Services (2116)	3	1	0	2	2	1	R
502	VIC	Holloway Aged Care Services (Second Outbreak)	2	1	0	1	0	0	R
503	VIC	Homewood Residential Aged Care (second outbreak)	8	7	0	1	0	0	R
504	VIC	Hope Aged Care Brunswick	3	1	0	2	0	0	A
505	VIC	Hope Aged Care Sunshine (Second Outbreak)	37	25	22	12	9	3	R
506	VIC	Hume City Council (3059)	4	4	0	0	0	0	A
507	VIC	Ian Brand Residential Care	2	1	0	1	0	0	A
508	VIC	James Barker House (2263)	3	1	1	2	2	0	R
509	VIC	Japara Bayview (Third Outbreak)	4	0	0	4	1	0	A

No.	State	Residential Aged Care Facility	Total Cases	Resident total	Resident resolved	Staff total	Staff Resolved	Resident deaths	Resolved / Active
510	VIC	Japara Central Park (2769)	40	18	15	22	22	3	R
511	VIC	Japara Central Park (Second Outbreak)	5	4	0	1	0	0	R
512	VIC	Japara Central Park (third Outbreak)	3	0	0	3	0	0	A
513	VIC	Japara Elanora (5312)	63	31	19	32	32	12	R
514	VIC	Japara Elanora (Second Outbreak)	13	2	0	11	0	0	A
515	VIC	Japara George Vowell	3	0	0	3	1	0	A
516	VIC	Japara Goonawarra (3026)	103	53	33	50	50	20	R
517	VIC	Japara Kingston Gardens (1992)	3	1	0	2	2	0	R
518	VIC	Japara Millward (2323)	36	19	15	17	17	4	R
519	VIC	Japara Rye Sands (26603)	12	7	0	5	0	0	A
520	VIC	Japara Sandhurst (2307)	2	0	0	2	0	0	A
521	VIC	Japara the Highbury (23624) second outbreak	10	8	0	2	0	0	R
522	VIC	Japara The Regent (27311)	42	21	18	21	21	3	R
523	VIC	Japara The Regent (Second Outbreak)	2	1	0	1	0	0	A
524	VIC	Japara Trugo Place	2	0	0	2	0	0	R
525	VIC	Japara Trugo Place (second outbreak)	2	2	0	0	0	0	R
526	VIC	Japara Viewhills Manor	4	3	0	1	0	0	R
527	VIC	Jewish Care (VIC) Inc Residential Homes Carnegie	5	1	0	4	0	0	A
528	VIC	Jewish Care (Vic) Inc. Residential Homes, Windsor	4	0	0	4	0	0	A

No.	State	Residential Aged Care Facility	Total Cases	Resident total	Resident resolved	Staff total	Staff Resolved	Resident deaths	Resolved / Active
529	VIC	Kalyana Care (1921)	101	57	31	44	44	26	R
530	VIC	Kensington Grange( 2807)	3	1	0	2	0	0	R
531	VIC	Kerala Manor (12307)	11	9	1	2	0	0	R
532	VIC	Kew Gardens Aged Care	10	6	0	4	0	0	A
533	VIC	Kincare (4839)	7	5	0	2	0	0	A
534	VIC	Kirkbrae Presbyterian Homes (2894)	115	61	40	54	54	21	R
535	VIC	Langford Grange	37	32	22	5	0	7	R
536	VIC	Liferview Emerald Glades (5386)	23	18	16	5	0	1	R
537	VIC	Liscombe House (2015)	2	0	0	2	2	0	R
538	VIC	Little Sisters of the Poor St Joseph's	2	0	0	2	0	0	R
539	VIC	Little Sisters of the Poor, Northcote (2169)	2	1	0	1	1	1	R
540	VIC	Luson Eden Park	9	2	0	7	0	0	A
541	VIC	Luson The Vue	8	0	0	8	0	0	A
542	VIC	Lynbrook Park	3	0	0	3	0	0	A
543	VIC	Lynden Aged Care (1861)	3	1	1	2	2	0	R
544	VIC	Lynden Aged Care (Second Outbreak)	5	0	0	5	0	0	A
545	VIC	Maculata Place (third Outbreak)	11	8	0	3	1	0	A
546	VIC	Maculata Place Shepparton Villages (2107)	3	1	1	2	2	0	R
547	VIC	Martin Luther Homes (1951)	2	0	0	2	2	0	R
548	VIC	Mayflower Brighton	5	1	0	4	0	0	R

No.	State	Residential Aged Care Facility	Total Cases	Resident total	Resident resolved	Staff total	Staff Resolved	Resident deaths	Resolved / Active
549	VIC	McGregor Gardens Aged Care (2874) - Menarock Life	4	1	1	3	3	0	R
550	VIC	McGregor Gardens Aged Care (Fourth outbreak)	2	1	0	1	0	0	A
551	VIC	McGregor Gardens Aged Care (Third outbreak)	12	12	0	0	0	3	R
552	VIC	McLellan House Hostel	2	0	0	2	0	0	A
553	VIC	MECWA ( all regions) (964)	8	8	0	0	0	0	A
554	VIC	Mecwacare John Atchison Centre (26621)	84	45	27	39	39	18	R
555	VIC	Mecwacare Noel Miller Centre	9	1	0	8	0	0	A
556	VIC	Melville Grange Homestyle Aged Care Facility (2308) second outbreak	3	1	0	2	1	0	R
557	VIC	Mercy Place Dandenong (1944)	9	3	0	6	0	0	A
558	VIC	Mercy Place Dandenong (1944)	21	13	10	8	8	3	R
559	VIC	Mercy Place East Melbourne (5928) second outbreak)	5	3	0	2	0	1	R
560	VIC	Mercy Place East Melbourne (third outbreak)	2	0	0	2	0	0	A
561	VIC	Mercy Place Lynbrook (Second Outbreak)	6	0	0	6	0	0	A
562	VIC	Mercy Place Montrose (2994)	2	0	0	2	2	0	R
563	VIC	Mercy Place Parkville (6493)	97	58	36	39	39	22	R

No.	State	Residential Aged Care Facility	Total Cases	Resident total	Resident resolved	Staff total	Staff Resolved	Resident deaths	Resolved / Active
564	VIC	Mercy Place Parkville (6493) Second outbreak)	2	0	0	2	0	0	R
565	VIC	Mercy Place Templestowe (1978)	2	1	1	1	1	0	R
566	VIC	Mercy Place Wyndham (2862)	5	2	1	3	3	1	R
567	VIC	Merri Health - In Good Hands (18821) (consolidated cases 1-6)	7	6	6	1	1	0	R
568	VIC	MiCare Home Care Service WMR (23537)	2	2	2	0	0	0	R
569	VIC	MiCare Home Care Service WMR (23537)	2	2	2	0	0	0	R
570	VIC	MiCare Margaret Manor	4	2	0	2	1	0	A
571	VIC	Mitchell House Hostel Morwell (1880)	2	1	1	1	1	0	R
572	VIC	Montefiore Homes Community Residence - Jewish Care Hannah and Daryl Cohen Centre Windsor Aged Care Facility (1783)	67	33	31	34	34	2	R
573	VIC	Mornington Bay Care Community	21	15	13	6	6	2	R
574	VIC	NCN Karinya Nursing Home	2	0	0	2	0	0	A
575	VIC	Nellie Melba Retirement Village	3	0	0	3	0	0	A
576	VIC	Newmans on the Park (6492)	2	0	0	2	0	0	R
577	VIC	Newmans on the Park (6492) second outbreak	2	0	0	2	0	0	R
578	VIC	Northern Gardens (5919)	4	2	0	2	0	0	A

No.	State	Residential Aged Care Facility	Total Cases	Resident total	Resident resolved	Staff total	Staff Resolved	Resident deaths	Resolved / Active
579	VIC	Northern Health Home Care Packages - Level 4	3	3	0	0	0	0	A
580	VIC	Oasis Aged Care ( 2278)	4	4	0	0	0	0	A
581	VIC	Olivet Aged Persons Home (Second Outbreak)	40	29	0	11	0	3	R
582	VIC	Omni-Care (26332)	4	0	0	4	4	0	R
583	VIC	On Luck Chinese Nursing Home	4	0	0	4	0	0	A
584	VIC	Opal Hobsons Bay Altona North (2285)	37	22	13	15	15	9	R
585	VIC	Opal South Valley (5199)	56	32	24	24	24	8	R
586	VIC	Ottoman Village Aged Care	30	22	0	8	0	2	R
587	VIC	Ottoman Village Aged Care (second outbreak) (2277)	4	0	0	4	0	0	A
588	VIC	Outlook Gardens Aged Care (1935)	99	41	28	58	58	13	R
589	VIC	Outlook Gardens Aged Care (1935) Second outbreak	8	7	4	1	0	1	R
590	VIC	Outlook Gardens Aged Care third outbreak	2	2	0	0	0	0	A
591	VIC	P.S. Hobson Nursing Home (2976)	3	2	0	1	0	0	R
592	VIC	Parkvilla Aged Care Facility	7	6	5	1	0	0	A
593	VIC	People First Healthcare (27392)	3	2	0	1	0	0	A
594	VIC	Point Cook Manor (Third Outbreak)	9	3	0	6	0	0	A
595	VIC	Point Cook Manor Aged Care (7466)	2	0	0	2	2	0	R



No.	State	Residential Aged Care Facility	Total Cases	Resident total	Resident resolved	Staff total	Staff Resolved	Resident deaths	Resolved / Active
596	VIC	Prague House	2	1	0	1	0	0	A
597	VIC	Princeton View (6033)	71	28	19	43	43	9	R
598	VIC	Princeton View (Second Outbreak)	4	2	0	2	0	0	A
599	VIC	R M Begg Kyneton Aged Care	6	1	0	5	0	0	A
600	VIC	Rathdowne Place Aged Care, Carlton (7104)	9	1	1	8	8	0	R
601	VIC	Rathdowne Place Aged Care, Carlton (third outbreak)	2	1	1	1	0	0	R
602	VIC	Regis Brighton (5542)	67	24	13	43	43	11	R
603	VIC	Regis Burnside	4	1	0	3	0	0	A
604	VIC	Regis Cranbourne (5316)	2	0	0	2	2	0	R
605	VIC	Regis Dandenong North	28	23	0	5	0	1	R
606	VIC	Regis Dandenong North (Second Outbreak)	2	0	0	2	0	0	R
607	VIC	Regis Dandenong North (Third Outbreak)	10	3	0	7	2	0	A
608	VIC	Regis Fawkner (3030)	5	4	3	1	1	1	R
609	VIC	Regis Fawkner (Second Outbreak)	26	19	17	7	7	2	R
610	VIC	Regis Fawkner (Third Outbreak)	2	0	0	2	0	0	A
611	VIC	Regis Frankston	5	3	0	2	0	0	A
612	VIC	Regis Inala Lodge	15	9	0	6	0	0	A
613	VIC	Regis Macleod (2654)	2	0	0	2	2	0	R

No.	State	Residential Aged Care Facility	Total Cases	Resident total	Resident resolved	Staff total	Staff Resolved	Resident deaths	Resolved / Active
614	VIC	Regis Macleod 2 (2654)	2	0	0	2	2	0	R
615	VIC	Regis Rosebud (Second Outbreak)	2	0	0	2	0	0	A
616	VIC	Regis Shenley Manor	4	1	0	3	0	0	A
617	VIC	Riddell Gardens, Sunbury (5594)	2	2	0	0	0	2	R
618	VIC	Riverside House	2	1	0	1	0	0	A
619	VIC	Rochester and District Hostel ( 2029)	15	10	0	5	0	0	R
620	VIC	Rosary Home	10	8	0	2	0	0	A
621	VIC	Rosebrook (second outbreak)	11	9	0	2	0	0	A
622	VIC	Rosehill Aged Care (2682) - Menarock Life	82	51	34	31	31	17	R
623	VIC	Rosehill Aged Care (Second Outbreak) - Menarock Life	6	1	0	5	0	0	A
624	VIC	Royal Freemasons - Monash Gardens (2009)	2	0	0	2	2	0	R
625	VIC	Royal Freemasons Bendigo Third Outbreak	2	0	1	2	0	0	A
626	VIC	Ruckers Hill (5485) - BlueCross	108	48	36	60	60	12	R
627	VIC	Rumbalara Multi-Aged Care Complex ( 7246)	10	5	5	5	5	0	A
628	VIC	Sacred Heart Community	21	18	0	3	0	1	R
629	VIC	San Carlo Homes for the Aged (Second Outbreak)	6	1	0	5	0	1	A

No.	State	Residential Aged Care Facility	Total Cases	Resident total	Resident resolved	Staff total	Staff Resolved	Resident deaths	Resolved / Active
630	VIC	Sandbrook Assisted Aged Care	4	0	0	4	0	0	A
631	VIC	Sheriden Aged Care (2206) (Kyabram District Health Service)	3	0	0	3	3	0	R
632	VIC	St Basil's Home for the Aged in Victoria (1909)	191	94	49	97	97	45	R
633	VIC	St Elmo's Nursing Home	4	2	1	2	1	0	R
634	VIC	St Vincent Care Services Eltham (2167)	2	0	0	2	2	0	R
635	VIC	Sunlight Residential Aged Care (Second Outbreak)	3	1	0	2	0	0	R
636	VIC	Sutton Park Assisted Aged Care (5363)	77	46	39	31	31	7	R
637	VIC	Tabulam and Templer home for the Aged	2	0	0	2	0	0	A
638	VIC	The Alexander Aged Care Centre	29	15	0	14	0	0	A
639	VIC	The Ashley 2101	3	2	0	1	0	0	R
640	VIC	The Bays Aged Care Facility	21	17	12	4	4	4	R
641	VIC	The Belmont Residential Aged Care	6	5	2	1	0	0	R
642	VIC	The Carers' Phone, Clifton Hill (26757)	2	0	0	2	2	0	R
643	VIC	Trevi Court	4	4	0	0	0	0	A
644	VIC	Trinity Manor	5	1	0	4	0	0	R
645	VIC	Trinity Manor (Second Outbreak)	11	3	0	8	0	0	A
646	VIC	Trinity Manor Greensborough	2	0	0	2	0	0	A

No.	State	Residential Aged Care Facility	Total Cases	Resident total	Resident resolved	Staff total	Staff Resolved	Resident deaths	Resolved / Active
647	VIC	Twin Parks Aged Care - Reservoir (2054)	125	79	57	46	46	22	R
648	VIC	Twin Parks Hostel	2	1	0	1	0	0	A
649	VIC	Uniting Agewell Box Hill (1847)	2	0	0	2	2	0	R
650	VIC	Uniting Agewell Box Hill (Second Outbreak)	9	3	0	6	0	0	A
651	VIC	Uniting AgeWell Kingsville (2110)	5	5	0	0	0	0	A
652	VIC	Uniting AgeWell Kingsville (2110)	2	0	0	2	2	0	R
653	VIC	Uniting AgeWell Kingsville (2110) second outbreak	9	7	0	2	0	2	R
654	VIC	Uniting Agewell Limited - Community and Home Support (27598)	7	7	6	0	0	1	R
655	VIC	Uniting AgeWell Manor Lakes	24	8	0	16	0	0	A
656	VIC	Uniting AgeWell Noble Park ( 2773)	2	0	0	2	0	0	R
657	VIC	Uniting AgeWell North West Metro Home Care (23609)	2	2	2	0	0	0	R
658	VIC	Uniting AgeWell Preston 2 (2748)	2	0	0	2	2	0	R
659	VIC	Uniting AgeWell Strathdon	20	13	6	7	0	4	R
660	VIC	Uniting Agewell Strath-Haven	2	0	0	2	0	0	A
661	VIC	Uniting Care lifeAssist (18993)	2	2	2	0	0	0	R
662	VIC	Uniting AgeWell Limited (27598)	2	2	0	0	0	0	A
663	VIC	Uniting AgeWell Preston	2	1	0	1	0	0	R

No.	State	Residential Aged Care Facility	Total Cases	Resident total	Resident resolved	Staff total	Staff Resolved	Resident deaths	Resolved / Active
664	VIC	Vasey RSL Care Brighton East	3	0	0	3	1	0	A
665	VIC	Vasey RSL Care Bundoora (Second Outbreak)	7	6	0	1	0	0	A
666	VIC	Victoria By The Park	3	1	0	2	0	0	A
667	VIC	Victoria Grange RACF	9	6	5	3	1	0	R
668	VIC	Victoria Grange RACF (Second Outbreak)	4	1	0	3	0	0	A
669	VIC	Victorian Croatian Services Inc	3	1	0	2	0	0	A
670	VIC	Villa Maria Catholic Homes Berwick Aged Care Residence (2257)	8	5	5	3	3	0	R
671	VIC	Villa Maria Catholic Homes Bundoora (Second Outbreak)	2	0	0	2	0	0	A
672	VIC	Villa Maria Catholic homes O'Neill Aged Care Residence	2	0	0	2	0	0	A
673	VIC	Villa Maria Catholic Homes St Bernadette's Aged Care Residence	2	1	0	1	0	0	R
674	VIC	Villa Maria Catholic Homes St Bernadette's Aged Care Residence (2081)	17	4	1	13	13	3	R
675	VIC	Villa Maria Catholic Homes St Bernadette's Aged Care Residence third outbreak(2081)	26	21	18	5	1	6	R

No.	State	Residential Aged Care Facility	Total Cases	Resident total	Resident resolved	Staff total	Staff Resolved	Resident deaths	Resolved / Active
676	VIC	Villa Maria Catholic Homes Wantirna Aged Care Residence (Third Outbreak)	31	26	5	5	2	2	R
677	VIC	Village Glen Aged Care Residences - Mornington (5911)	38	21	16	17	17	5	R
678	VIC	Village Glen Aged Care Residences - Mornington (5911) second outbreak	22	17	0	5	0	1	A
679	VIC	Village Glen Capel Sound	7	2	0	5	0	0	A
680	VIC	Violet town Bush Nursing Centre	3	1	0	2	0	0	A
681	VIC	Water Gardens	46	37	37	9	2	3	R
682	VIC	Waverley Valley Aged Care ( 2311)	17	11	0	6	0	0	R
683	VIC	Weary Dunlop Retirement Village	2	1	0	1	0	0	R
684	VIC	Western Health - Hazeldean Transition Care (6137)	33	22	15	11	11	7	R
685	VIC	Westernport Nursing Home (2196)	2	0	0	2	2	0	R
686	VIC	Westernport Nursing Home (second Outbreak)	11	9	9	2	2	0	R
687	VIC	Westgarth (5940) - BlueCross	32	14	8	18	18	6	R
688	VIC	Whittlesea Lodge	27	21	0	6	0	0	A
689	VIC	Wintringham Coburg (previously Uniting) (19043)	7	3	2	4	4	1	R
690	VIC	Wintringham Eunice Seddon Home	2	0	0	2	0	0	R
691	VIC	Wintringham Home Care (19052)	2	1	0	1	0	0	A

No.	State	Residential Aged Care Facility	Total Cases	Resident total	Resident resolved	Staff total	Staff Resolved	Resident deaths	Resolved / Active
692	VIC	Wintringham Hostel - Port Melbourne	2	0	0	2	0	0	A
693	VIC	Wintringham Maclean Lodge	4	0	0	4	0	0	A
694	WA	Aegis Ascot, WA Department of Health (5957)	2	0	0	2	2	0	R
695	WA	The Australian Asian Association of WA Triple A Care (19272)	2	1	0	1	1	1	R