



CURRENT STATUS OF CONFIRMED CASES



299



ACT	NSW	NT	QLD	SA	TAS	VIC	WA
4	150	1	22	18	0	104	0

5,097



ACT	NSW	NT	QLD	SA	TAS	VIC	WA
27	1,930	1,795	402	176	15	752	0


57,116,952



1.6% POSITIVE

ACT	NSW	NT	QLD
780,190	26,107,833	620,475	5,779,171
POSITIVE	POSITIVE	POSITIVE	POSITIVE
1.6%	1.7%	0.4%	1.4%
SA	TAS	VIC	WA
3,282,159	484,190	17,939,683	2,123,251
POSITIVE	POSITIVE	POSITIVE	POSITIVE
1.2%	1.6%	1.8%	0.1%

DAILY NUMBER OF REPORTED CASES

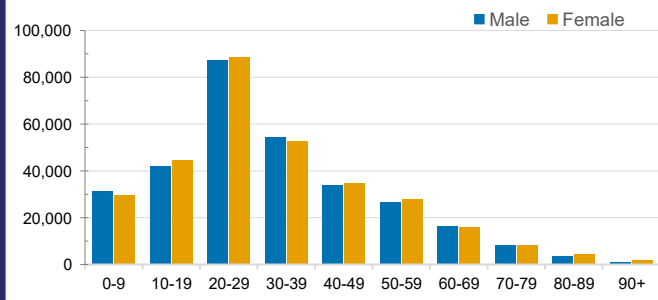


CASES IN AGED CARE SERVICES

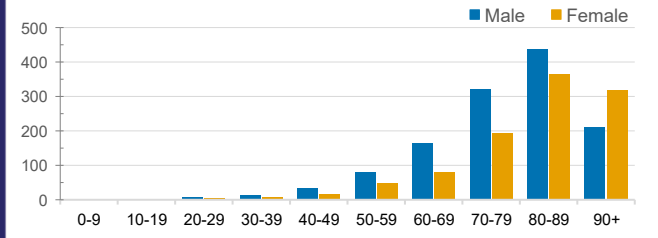
Confirmed Cases	Australia	ACT	NSW	NT	QLD	SA	TAS	VIC	WA
Residential Care Recipients	5017 [1966] (924)	19 [8] (7)	1175 [124] (117)	0	153 [2] (3)	258 (3)	25 (1)	3387 [1832] (793)	0
In Home Care Recipients	189 [78] (13)	0	44 [15] (3)	0	11 [8]	1 [1]	5 [3] (2)	127 [51] (7)	1 (1)

Cases in care recipients [recovered] (deaths)

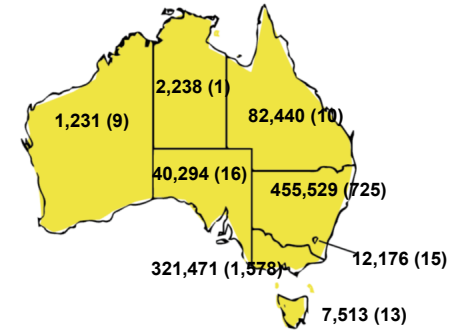
CASES BY AGE GROUP AND SEX



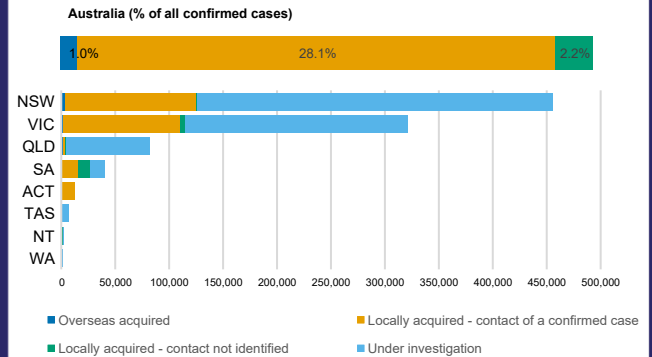
DEATHS BY AGE GROUP AND SEX



CASES (DEATHS) BY STATE AND TERRITORIES



CASES BY SOURCE OF INFECTION



PUBLIC HEALTH RESPONSE MEASURE

