



CURRENT STATUS OF CONFIRMED CASES



291

CURRENT CASES
INTENSIVE CARE UNITS (ICU)

ACT	NSW	NT	QLD	SA	TAS	VIC	WA
5	145	1	14	16	1	109	0

4,246

CURRENT CASES
ADMITTED TO HOSPITALS

ACT	NSW	NT	QLD	SA	TAS	VIC	WA
24	1,796	1,158	366	164	7	731	0


56,861,397

1.5% POSITIVE

TOTAL TESTS
CONDUCTED

ACT	NSW	NT	QLD
774,936	26,008,847	617,430	5,741,224
POSITIVE	POSITIVE	POSITIVE	POSITIVE
1.4%	1.6%	0.3%	1.2%
SA	TAS	VIC	WA
3,258,681	481,338	17,855,690	2,123,251
POSITIVE	POSITIVE	POSITIVE	POSITIVE
1.1%	1.4%	1.7%	0.1%

DAILY NUMBER OF REPORTED CASES

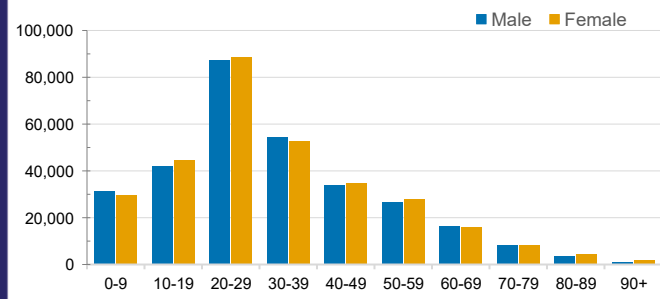


CASES IN AGED CARE SERVICES

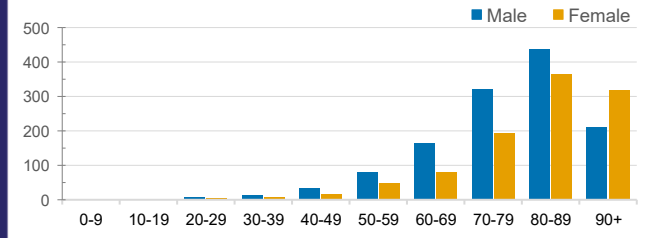
Confirmed Cases	Australia	ACT	NSW	NT	QLD	SA	TAS	VIC	WA
Residential Care Recipients	5017 [1966] (924)	19 [8] (7)	1175 [124] (117)	0	153 [2] (3)	258 (3)	25 (1)	3387 [1832] (793)	0
In Home Care Recipients	189 [78] (13)	0	44 [15] (3)	0	11 [8]	1 [1]	5 [3] (2)	127 [51] (7)	1 (1)

Cases in care recipients [recovered] (deaths)

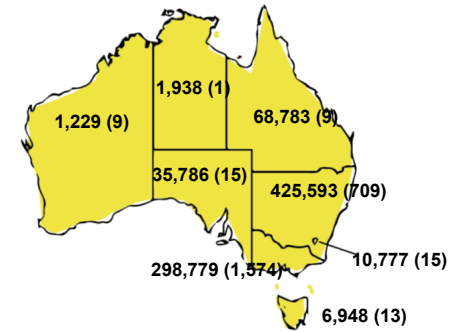
CASES BY AGE GROUP AND SEX



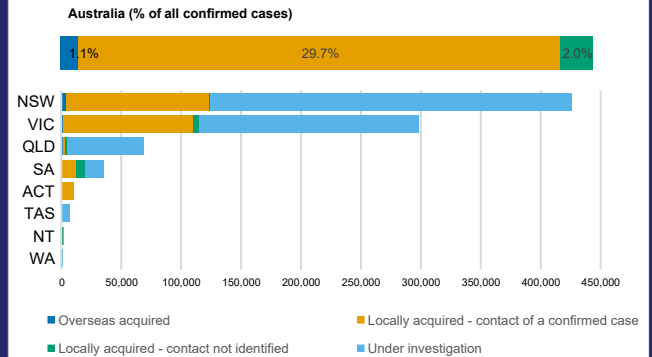
DEATHS BY AGE GROUP AND SEX



CASES (DEATHS) BY STATE AND TERRITORIES



CASES BY SOURCE OF INFECTION



PUBLIC HEALTH RESPONSE MEASURE

