



**CURRENT STATUS OF CONFIRMED CASES**



**275**



ACT	NSW	NT	QLD	SA	TAS	VIC	WA
3	134	2	14	16	0	106	0

**3,979**



ACT	NSW	NT	QLD	SA	TAS	VIC	WA
24	1,741	1,099	327	144	0	644	0

**56,585,287**



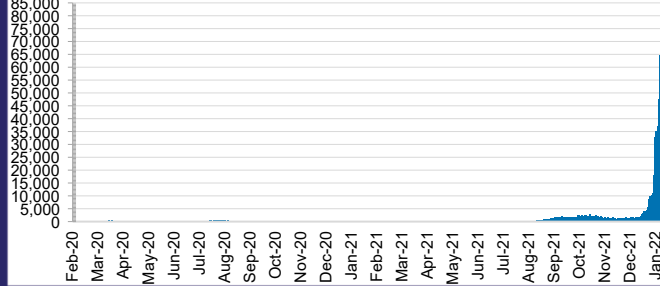
**1.3% POSITIVE**

ACT	NSW	NT	QLD
770,790	25,891,932	614,332	5,707,524
POSITIVE	POSITIVE	POSITIVE	POSITIVE
1.2%	1.5%	0.2%	1.0%

SA	TAS	VIC	WA
3,233,897	477,389	17,766,172	2,123,251
POSITIVE	POSITIVE	POSITIVE	POSITIVE
1.0%	1.2%	1.5%	0.1%

**DAILY NUMBER OF REPORTED CASES**

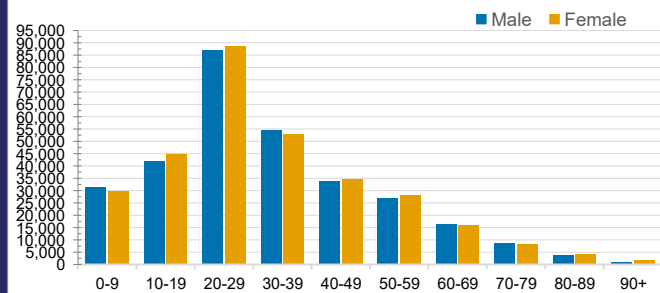


**CASES IN AGED CARE SERVICES**

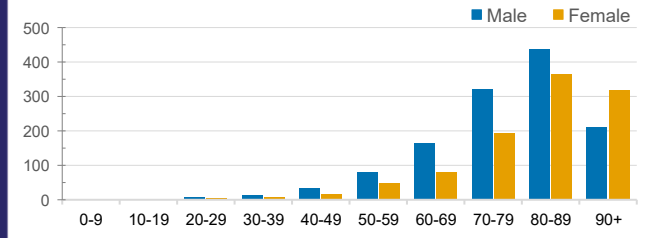
Confirmed Cases	Australia	ACT	NSW	NT	QLD	SA	TAS	VIC	WA
Residential Care Recipients	5017 [1966] (924)	19 [8] (7)	1175 [124] (117)	0	153 [2] (3)	258 (3)	25 (1)	3387 [1832] (793)	0
In Home Care Recipients	189 [78] (13)	0	44 [15] (3)	0	11 [8]	1 [1]	5 [3] (2)	127 [51] (7)	1 (1)

Cases in care recipients [recovered] (deaths)

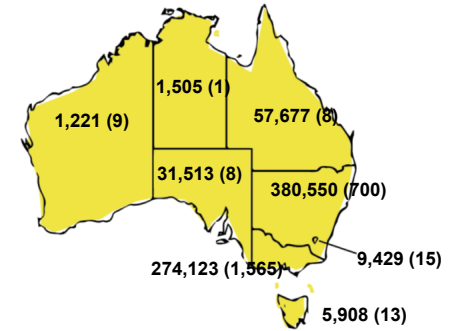
**CASES BY AGE GROUP AND SEX**



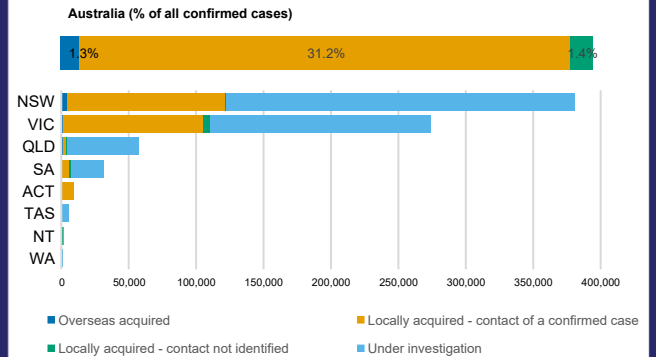
**DEATHS BY AGE GROUP AND SEX**



**CASES (DEATHS) BY STATE AND TERRITORIES**



**CASES BY SOURCE OF INFECTION**



**PUBLIC HEALTH RESPONSE MEASURE**

