



**CURRENT STATUS OF CONFIRMED CASES**



**257**



ACT	NSW	NT	QLD	SA	TAS	VIC	WA
2	130	1	12	12	0	100	0

**3,482**



ACT	NSW	NT	QLD	SA	TAS	VIC	WA
20	1,609	803	296	123	0	631	0

**56,326,737**




**TOTAL TESTS  
CONDUCTED**

**1.2% POSITIVE**

ACT	NSW	NT	QLD
765,392	25,779,207	610,627	5,671,077
POSITIVE	POSITIVE	POSITIVE	POSITIVE
1.0%	1.3%	0.2%	0.8%
SA	TAS	VIC	WA
3,213,408	472,330	17,697,970	2,116,726
POSITIVE	POSITIVE	POSITIVE	POSITIVE
0.9%	0.9%	1.4%	0.1%

**DAILY NUMBER OF REPORTED CASES**

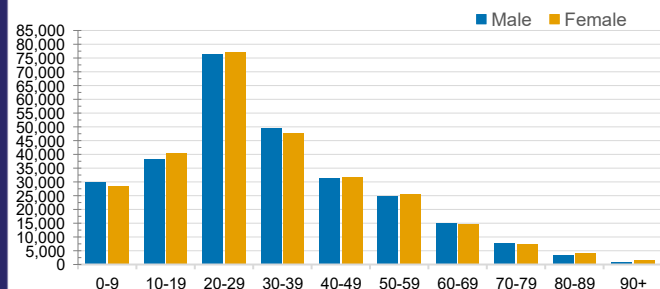


**CASES IN AGED CARE SERVICES**

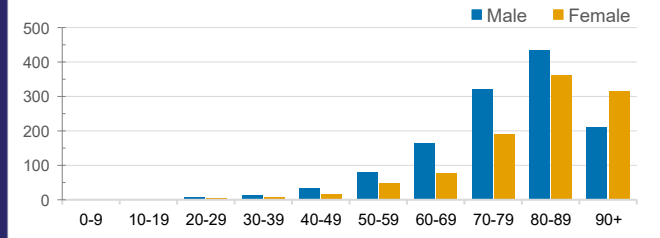
Confirmed Cases	Australia	ACT	NSW	NT	QLD	SA	TAS	VIC	WA
Residential Care Recipients	4750 [1964] (924)	19 [8] (7)	1070 [123] (117)	0	124 [2] (3)	0	4 (1)	3338 [1831] (793)	0
In Home Care Recipients	189 [78] (13)	0	44 [15] (3)	0	11 [8]	1 [1]	5 [3] (2)	127 [51] (7)	1 (1)

Cases in care recipients [recovered] (deaths)

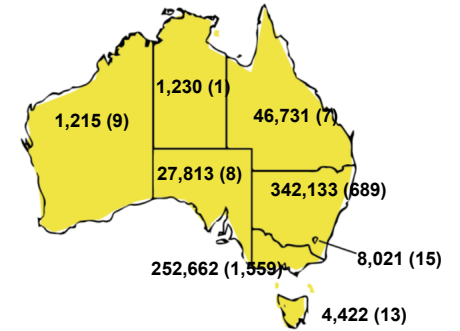
**CASES BY AGE GROUP AND SEX**



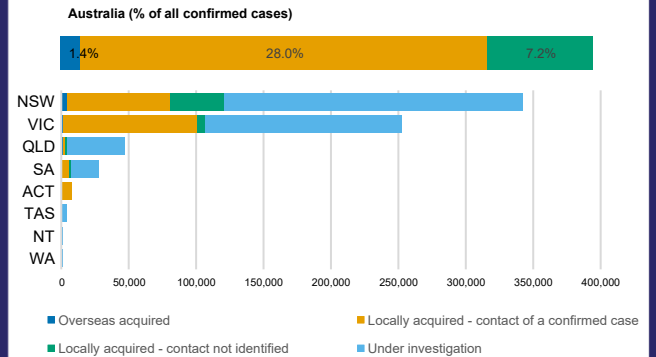
**DEATHS BY AGE GROUP AND SEX**



**CASES (DEATHS) BY STATE AND TERRITORIES**



**CASES BY SOURCE OF INFECTION**



**PUBLIC HEALTH RESPONSE MEASURE**

