



CURRENT STATUS OF CONFIRMED CASES



194

CURRENT CASES
INTENSIVE CARE UNITS (ICU)

ACT	NSW	NT	QLD	SA	TAS	VIC	WA
1	118	0	10	12	0	53	0

3,101

CURRENT CASES
ADMITTED TO HOSPITALS

ACT	NSW	NT	QLD	SA	TAS	VIC	WA
16	1,491	599	275	125	4	591	0

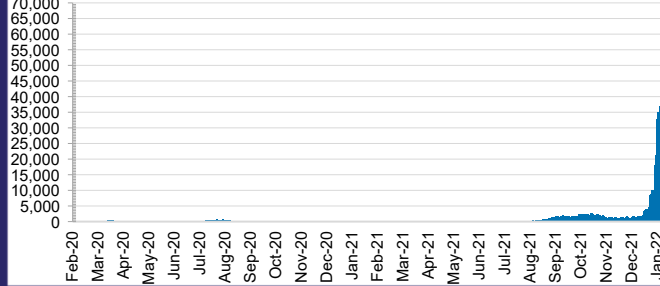
56,078,371

TOTAL TESTS
CONDUCTED

1.1% POSITIVE

ACT	NSW	NT	QLD
761,678	25,667,976	607,845	5,636,265
POSITIVE	POSITIVE	POSITIVE	POSITIVE
0.9%	1.2%	0.2%	0.6%
SA	TAS	VIC	WA
3,194,245	468,702	17,633,109	2,108,551
POSITIVE	POSITIVE	POSITIVE	POSITIVE
0.8%	0.8%	1.3%	0.1%

DAILY NUMBER OF REPORTED CASES

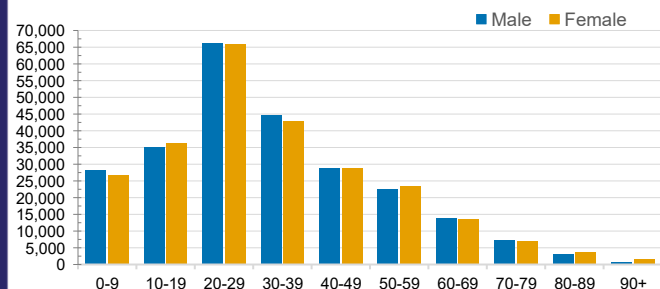


CASES IN AGED CARE SERVICES

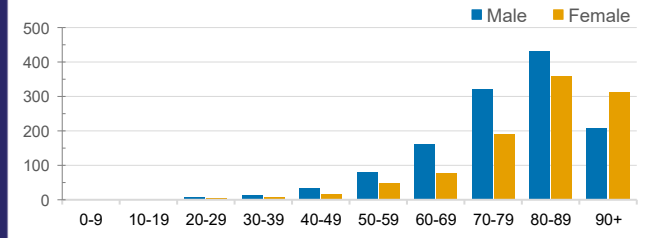
Confirmed Cases	Australia	ACT	NSW	NT	QLD	SA	TAS	VIC	WA
Residential Care Recipients	4519 [1962] (921)	19 [8] (7)	974 [123] (116)	0	99 (1)	0	1 (1)	3289 [1831] (793)	0
In Home Care Recipients	187 [76] (13)	0	44 [15] (3)	0	11 [8]	1 [1]	5 [3] (2)	125 [49] (7)	1 (1)

Cases in care recipients [recovered] (deaths)

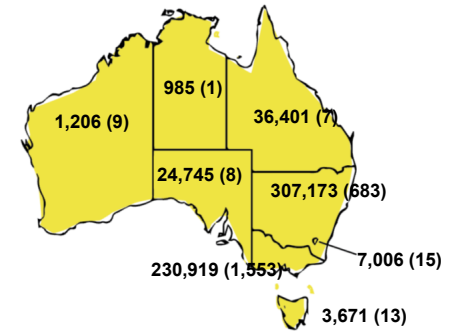
CASES BY AGE GROUP AND SEX



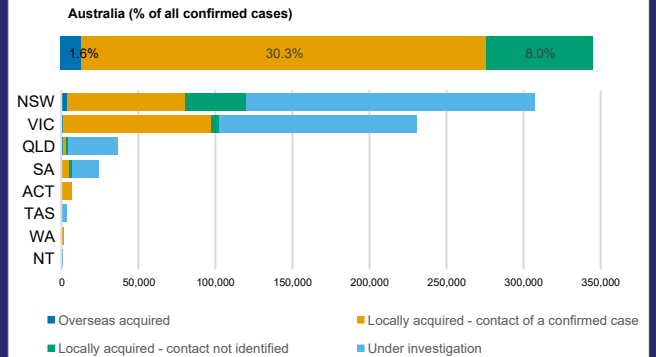
DEATHS BY AGE GROUP AND SEX



CASES (DEATHS) BY STATE AND TERRITORIES



CASES BY SOURCE OF INFECTION



PUBLIC HEALTH RESPONSE MEASURE

