



CURRENT STATUS OF CONFIRMED CASES



184

CURRENT CASES
INTENSIVE CARE UNITS (ICU)

ACT	NSW	NT	QLD	SA	TAS	VIC	WA
1	104	0	11	12	0	56	0

2,682

CURRENT CASES
ADMITTED TO HOSPITALS

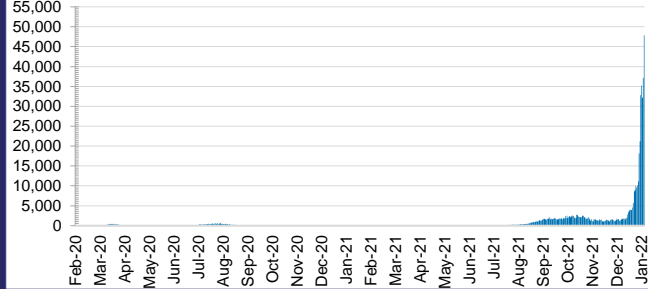
ACT	NSW	NT	QLD	SA	TAS	VIC	WA
13	1,349	497	205	102	0	516	0

55,842,298

TOTAL TESTS
CONDUCTED

ACT	NSW	NT	QLD
758,219	25,559,132	604,985	5,622,493
POSITIVE	POSITIVE	POSITIVE	POSITIVE
0.8%	1.1%	0.1%	0.5%
SA	TAS	VIC	WA
3,173,148	465,236	17,573,427	2,085,658
POSITIVE	POSITIVE	POSITIVE	POSITIVE
0.7%	0.6%	1.2%	0.1%

DAILY NUMBER OF REPORTED CASES

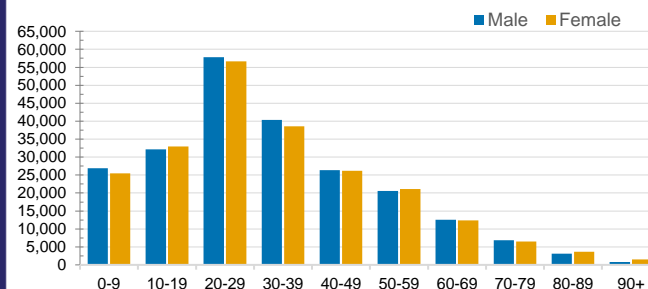


CASES IN AGED CARE SERVICES

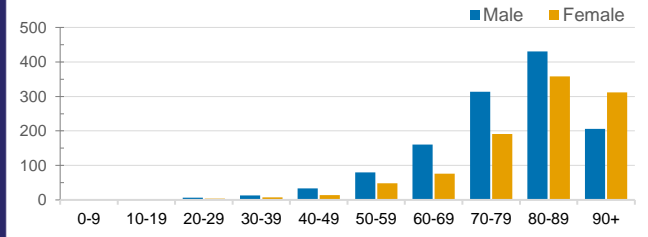
Confirmed Cases	Australia	ACT	NSW	NT	QLD	SA	TAS	VIC	WA
Residential Care Recipients	4303 [1960] (919)	19 [8] (7)	889 [123] (114)	0	81 (1)	0	1 (1)	3184 [1829] (793)	0
In Home Care Recipients	187 [76] (13)	0	44 [15] (3)	0	11 [8]	1 [1]	5 [3] (2)	125 [49] (7)	1 (1)

Cases in care recipients [recovered] (deaths)

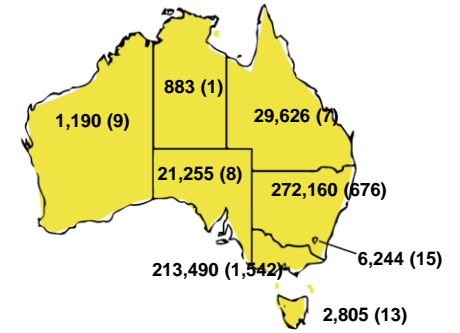
CASES BY AGE GROUP AND SEX



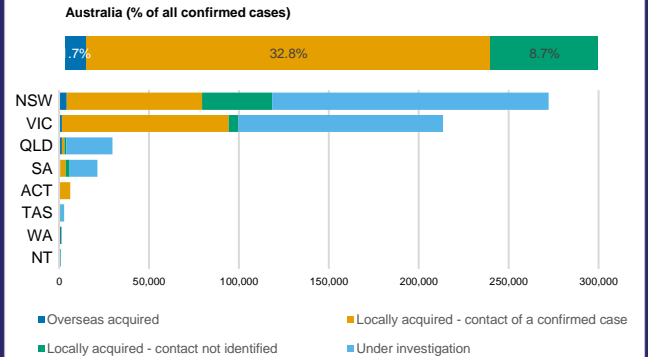
DEATHS BY AGE GROUP AND SEX



CASES (DEATHS) BY STATE AND TERRITORIES



CASES BY SOURCE OF INFECTION



PUBLIC HEALTH RESPONSE MEASURE

