



**CURRENT STATUS OF CONFIRMED CASES**



**367**



ACT	NSW	NT	QLD	SA	TAS	VIC	WA
3	182	3	41	25	1	111	1

**4,790**



ACT	NSW	NT	QLD	SA	TAS	VIC	WA
62	2,663	121	745	289	20	889	1

**60,946,987**



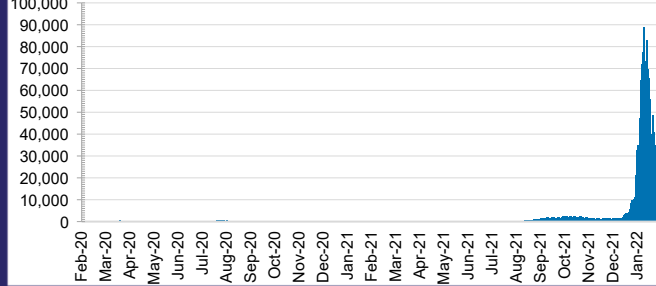
**3.5%** POSITIVE

ACT	NSW	NT	QLD
850,637	27,711,928	658,850	6,483,868
POSITIVE	POSITIVE	POSITIVE	POSITIVE
3.2%	3.2%	2.3%	4.6%

SA	TAS	VIC	WA
3,592,093	523,712	18,887,486	2,238,413
POSITIVE	POSITIVE	POSITIVE	POSITIVE
2.9%	2.7%	4.3%	0.1%

**DAILY NUMBER OF REPORTED CASES**

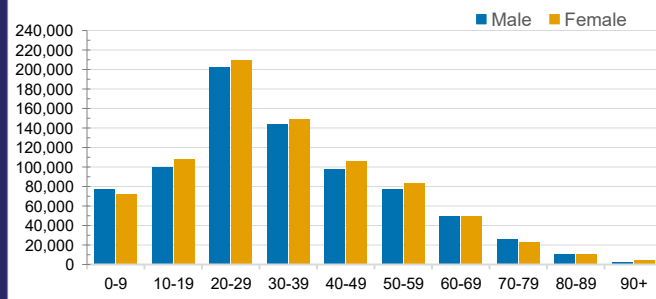


**CASES IN AGED CARE SERVICES**

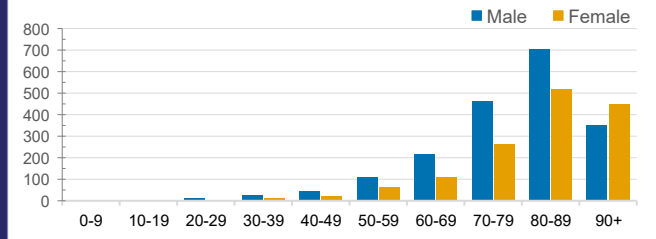
Confirmed Cases	Australia	ACT	NSW	NT	QLD	SA	TAS	VIC	WA
Residential Care Recipients	13998 (1356)	82 (8)	5396 (328)	19	2038 (90)	1028 (70)	130 (2)	5305 (858)	0
In Home Care Recipients	205 (13)	0	45 (3)	0	15	1	5 (2)	138 (7)	1 (1)

Cases in care recipients (deaths)

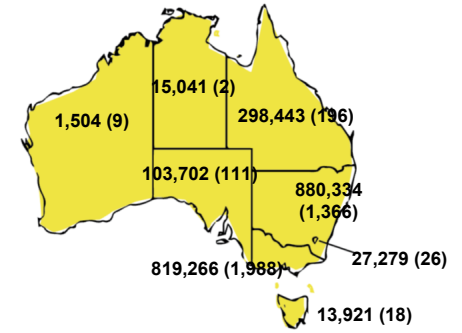
**CASES BY AGE GROUP AND SEX**



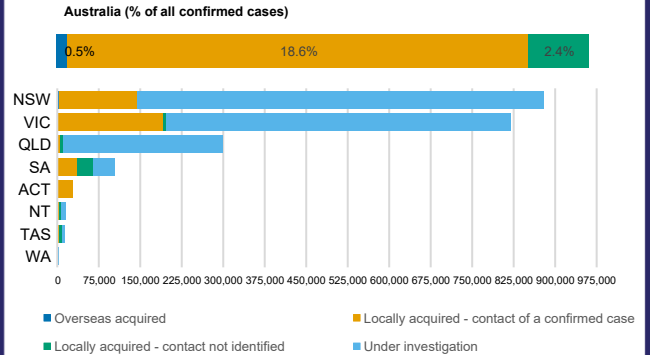
**DEATHS BY AGE GROUP AND SEX**



**CASES (DEATHS) BY STATE AND TERRITORIES**



**CASES BY SOURCE OF INFECTION**



**PUBLIC HEALTH RESPONSE MEASURE**

