



CURRENT STATUS OF CONFIRMED CASES



394



ACT	NSW	NT	QLD	SA	TAS	VIC	WA
5	186	5	53	29	1	114	1



ACT	NSW	NT	QLD	SA	TAS	VIC	WA
61	2,693	111	833	283	17	953	2

60,833,086

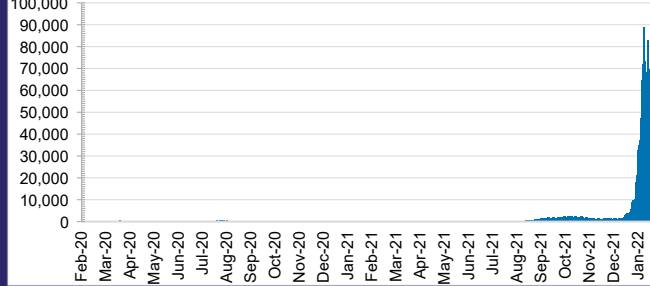


3.1% POSITIVE

TOTAL TESTS
CONDUCTED

ACT	NSW	NT	QLD
847,684	27,661,157	657,745	6,460,947
POSITIVE	POSITIVE	POSITIVE	POSITIVE
3.2%	3.1%	2.2%	4.5%
SA	TAS	VIC	WA
3,582,987	521,839	18,862,314	2,238,413
POSITIVE	POSITIVE	POSITIVE	POSITIVE
2.8%	2.6%	3.0%	0.1%

DAILY NUMBER OF REPORTED CASES

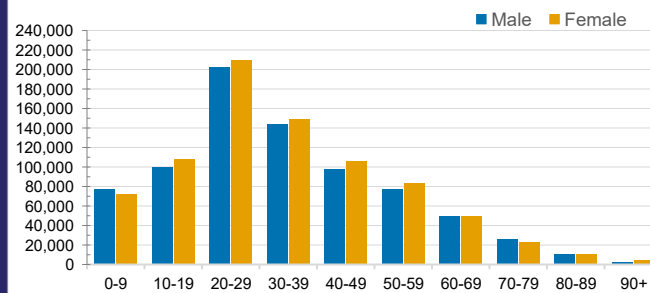


CASES IN AGED CARE SERVICES

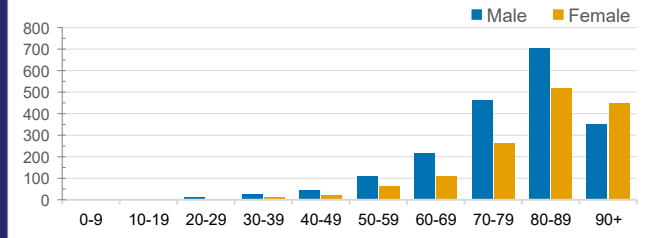
Confirmed Cases	Australia	ACT	NSW	NT	QLD	SA	TAS	VIC	WA
Residential Care Recipients	13998 (1356)	82 (8)	5396 (328)	19	2038 (90)	1028 (70)	130 (2)	5305 (858)	0
In Home Care Recipients	205 (13)	0	45 (3)	0	15	1	5 (2)	138 (7)	1 (1)

Cases in care recipients (deaths)

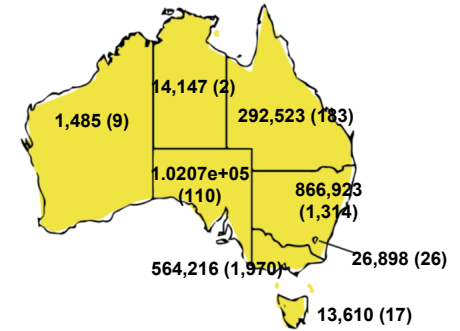
CASES BY AGE GROUP AND SEX



DEATHS BY AGE GROUP AND SEX

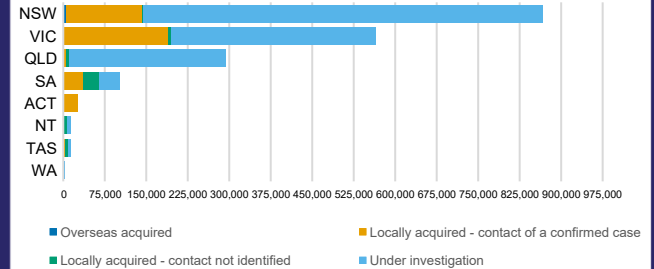


CASES (DEATHS) BY STATE AND TERRITORIES



CASES BY SOURCE OF INFECTION

Australia (% of all confirmed cases)



PUBLIC HEALTH RESPONSE MEASURE

Proportion of total cases under investigation

