



**CURRENT STATUS OF CONFIRMED CASES**



**382**

CURRENT CASES  
INTENSIVE CARE UNITS (ICU)



ACT	NSW	NT	QLD	SA	TAS	VIC	WA
4	181	4	48	27	0	117	1

**5,090**

CURRENT CASES  
ADMITTED TO HOSPITALS



ACT	NSW	NT	QLD	SA	TAS	VIC	WA
73	2,722	95	829	288	24	1,057	2

**60,598,246**

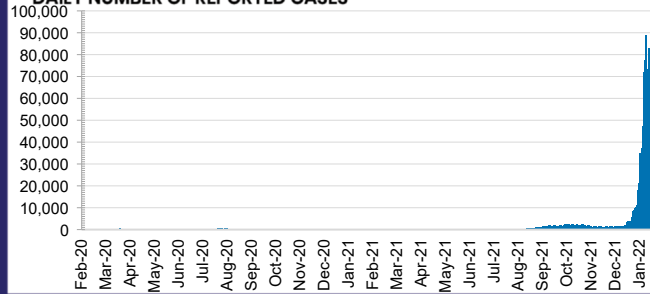
TOTAL TESTS  
CONDUCTED



**3.0%** POSITIVE

ACT	NSW	NT	QLD
842,501	27,565,594	653,302	6,416,046
POSITIVE	POSITIVE	POSITIVE	POSITIVE
3.1%	3.0%	1.0%	4.4%
SA	TAS	VIC	WA
3,563,903	519,189	18,806,425	2,231,286
POSITIVE	POSITIVE	POSITIVE	POSITIVE
2.7%	2.5%	2.9%	0.1%

**DAILY NUMBER OF REPORTED CASES**

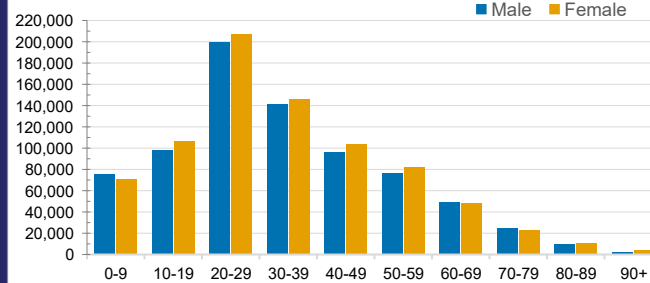


**CASES IN AGED CARE SERVICES**

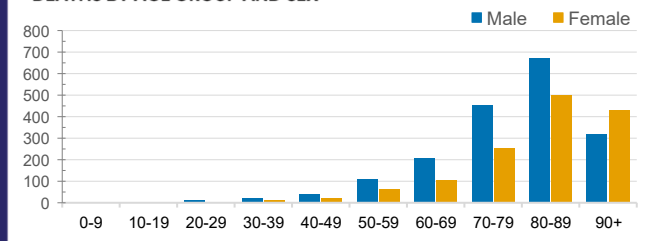
Confirmed Cases	Australia	ACT	NSW	NT	QLD	SA	TAS	VIC	WA
Residential Care Recipients	13645 (1330)	63 (8)	5239 (318)	19	1935 (85)	996 (68)	114 (2)	5260 (849)	0
In Home Care Recipients	205 (13)	0	45 (3)	0	15	1	5 (2)	138 (7)	1 (1)

Cases in care recipients (deaths)

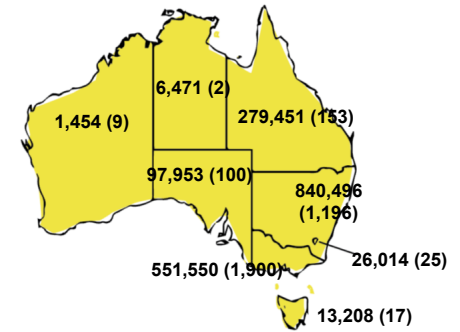
**CASES BY AGE GROUP AND SEX**



**DEATHS BY AGE GROUP AND SEX**

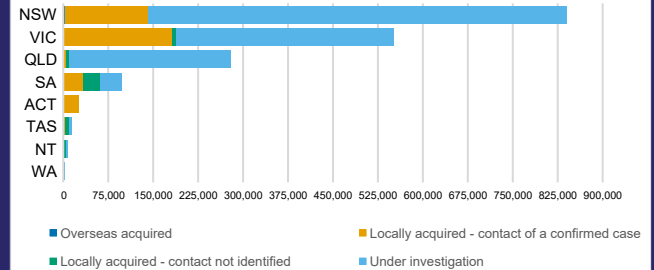


**CASES (DEATHS) BY STATE AND TERRITORIES**



**CASES BY SOURCE OF INFECTION**

Australia (% of all confirmed cases)



**PUBLIC HEALTH RESPONSE MEASURE**

Proportion of total cases under investigation

