



**CURRENT STATUS OF CONFIRMED CASES**



**392**



ACT	NSW	NT	QLD	SA	TAS	VIC	WA
3	189	2	47	28	3	120	0



**5,036**

ACT	NSW	NT	QLD	SA	TAS	VIC	WA
67	2,712	75	863	278	39	1,002	0

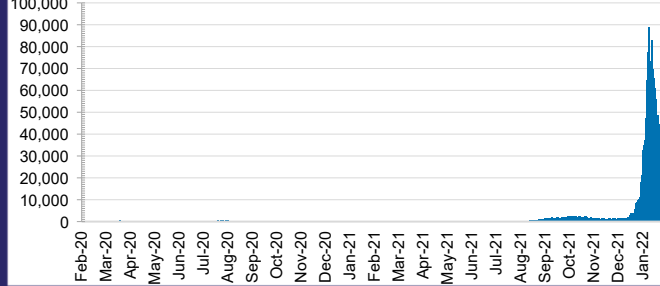
**60,035,369**



**2.8%** POSITIVE

ACT	NSW	NT	QLD
831,265	27,326,136	648,446	6,317,433
POSITIVE	POSITIVE	POSITIVE	POSITIVE
2.9%	2.7%	0.9%	4.0%
SA	TAS	VIC	WA
3,520,691	513,685	18,687,971	2,189,742
POSITIVE	POSITIVE	POSITIVE	POSITIVE
2.5%	2.4%	2.8%	0.1%

**DAILY NUMBER OF REPORTED CASES**

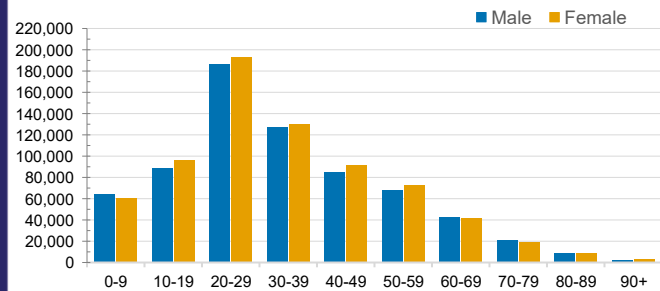


**CASES IN AGED CARE SERVICES**

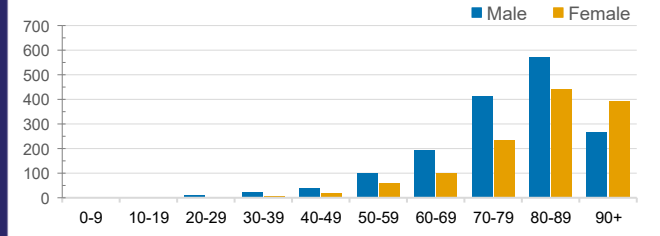
Confirmed Cases	Australia	ACT	NSW	NT	QLD	SA	TAS	VIC	WA
Residential Care Recipients	12041 (1134)	77	4608 (226)	15	1385 (44)	877 (33)	91 (2)	4988 (821)	0
In Home Care Recipients	205 (13)	0	45 (3)	0	15	1	5 (2)	138 (7)	1 (1)

Cases in care recipients (deaths)

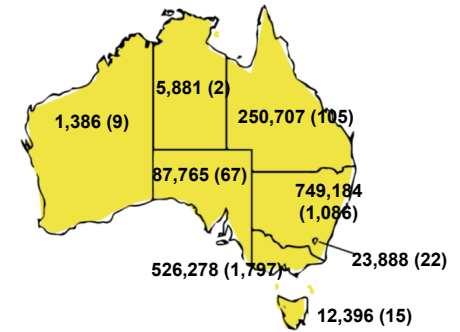
**CASES BY AGE GROUP AND SEX**



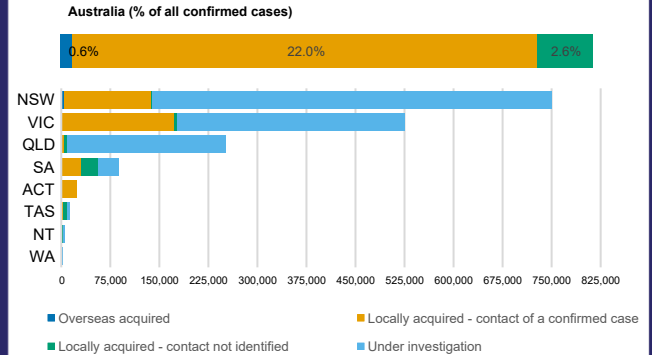
**DEATHS BY AGE GROUP AND SEX**



**CASES (DEATHS) BY STATE AND TERRITORIES**



**CASES BY SOURCE OF INFECTION**



**PUBLIC HEALTH RESPONSE MEASURE**

