



**CURRENT STATUS OF CONFIRMED CASES**



**417**



ACT	NSW	NT	QLD	SA	TAS	VIC	WA
1	204	1	52	37	2	120	0



**5,108**

ACT	NSW	NT	QLD	SA	TAS	VIC	WA
63	2,762	63	884	276	31	1,029	0

**59,879,718**

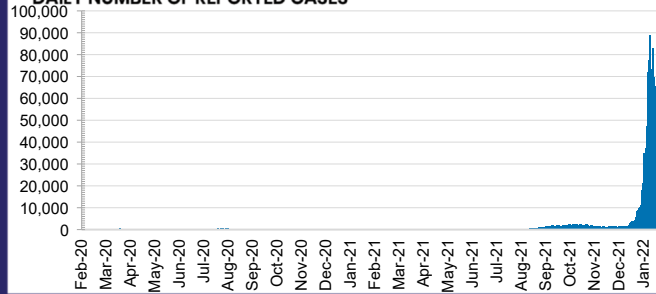


**2.7%** POSITIVE

**TOTAL TESTS CONDUCTED**

ACT	NSW	NT	QLD
829,821	27,249,464	648,446	6,286,635
POSITIVE	POSITIVE	POSITIVE	POSITIVE
2.8%	2.7%	0.9%	3.9%
SA	TAS	VIC	WA
3,508,375	511,699	18,655,536	2,189,742
POSITIVE	POSITIVE	POSITIVE	POSITIVE
2.4%	2.4%	2.8%	0.1%

**DAILY NUMBER OF REPORTED CASES**

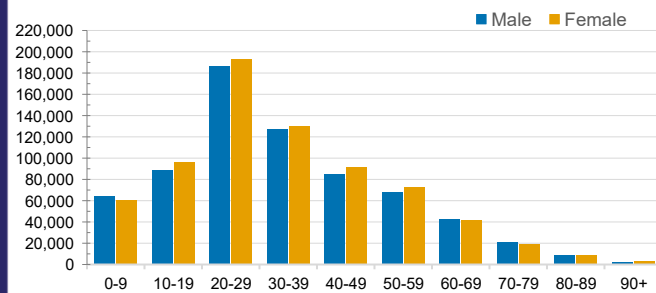


**CASES IN AGED CARE SERVICES**

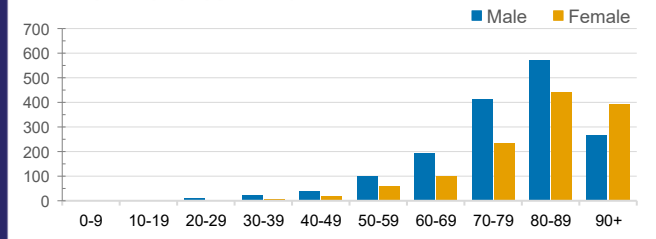
Confirmed Cases	Australia	ACT	NSW	NT	QLD	SA	TAS	VIC	WA
Residential Care Recipients	12041 (1134)	77	4608 (226)	15	1385 (44)	877 (33)	91 (2)	4988 (821)	0
In Home Care Recipients	205 (13)	0	45 (3)	0	15	1	5 (2)	138 (7)	1 (1)

Cases in care recipients (deaths)

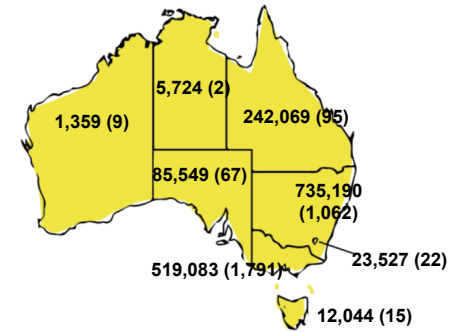
**CASES BY AGE GROUP AND SEX**



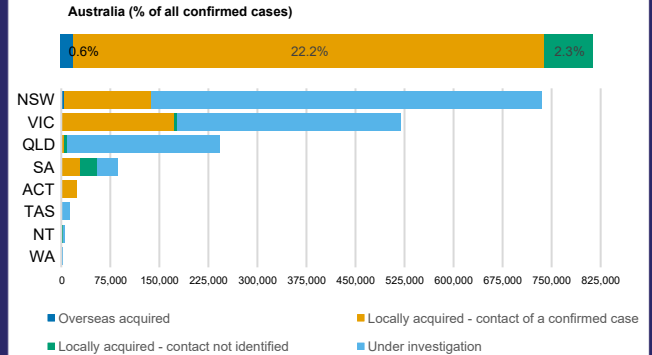
**DEATHS BY AGE GROUP AND SEX**



**CASES (DEATHS) BY STATE AND TERRITORIES**



**CASES BY SOURCE OF INFECTION**



**PUBLIC HEALTH RESPONSE MEASURE**

