



CURRENT STATUS OF CONFIRMED CASES



424



ACT	NSW	NT	QLD	SA	TAS	VIC	WA
2	209	2	54	33	3	121	0



5,147

ACT	NSW	NT	QLD	SA	TAS	VIC	WA
62	2,743	62	855	298	31	1,096	0

59,732,201




TOTAL TESTS CONDUCTED

2.7% POSITIVE

ACT	NSW	NT	QLD
827,676	27,193,256	648,446	6,250,211
POSITIVE	POSITIVE	POSITIVE	POSITIVE
2.8%	2.7%	0.9%	3.7%
SA	TAS	VIC	WA
3,495,810	510,703	18,616,357	2,189,742
POSITIVE	POSITIVE	POSITIVE	POSITIVE
2.4%	2.3%	2.7%	0.1%

DAILY NUMBER OF REPORTED CASES

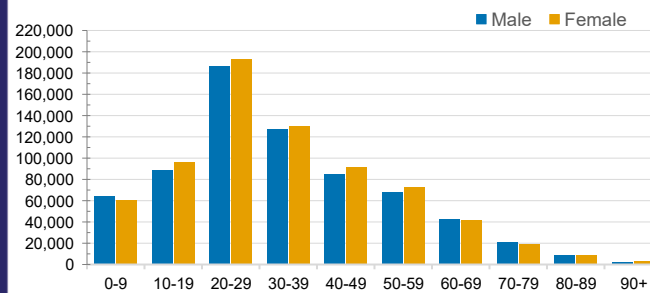


CASES IN AGED CARE SERVICES

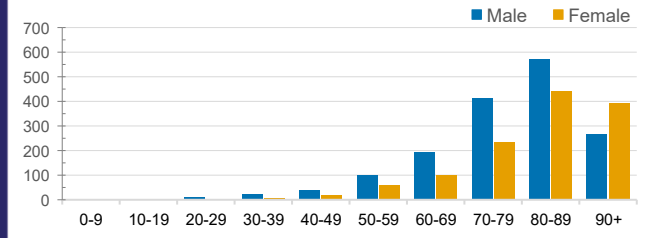
Confirmed Cases	Australia	ACT	NSW	NT	QLD	SA	TAS	VIC	WA
Residential Care Recipients	12041 (1134)	77	4608 (226)	15	1385 (44)	877 (33)	91 (2)	4988 (821)	0
In Home Care Recipients	205 (13)	0	45 (3)	0	15	1	5 (2)	138 (7)	1 (1)

Cases in care recipients (deaths)

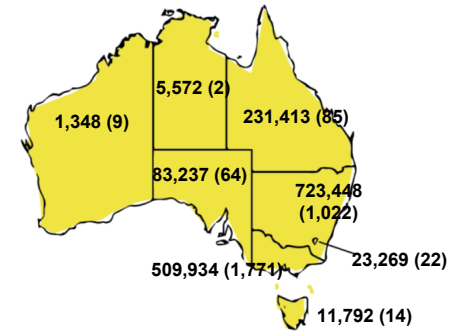
CASES BY AGE GROUP AND SEX



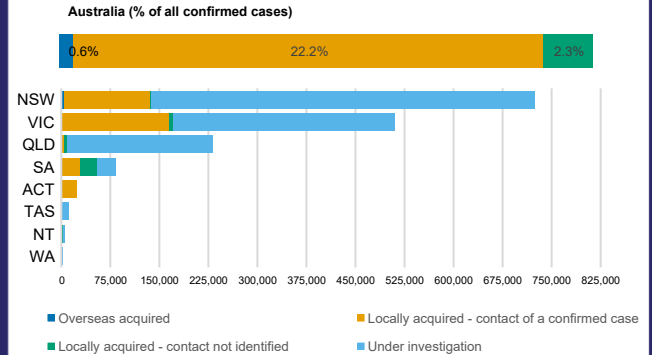
DEATHS BY AGE GROUP AND SEX



CASES (DEATHS) BY STATE AND TERRITORIES



CASES BY SOURCE OF INFECTION



PUBLIC HEALTH RESPONSE MEASURE

