



CURRENT STATUS OF CONFIRMED CASES



417



ACT	NSW	NT	QLD	SA	TAS	VIC	WA
3	212	0	48	29	3	122	0

5,277



ACT	NSW	NT	QLD	SA	TAS	VIC	WA
62	2,781	57	850	290	31	1,206	0

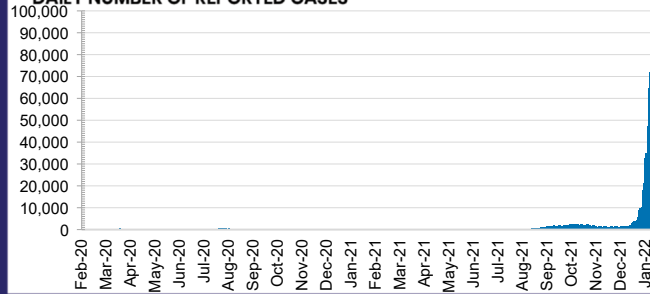
59,549,278



2.6% POSITIVE

ACT	NSW	NT	QLD
826,473	27,112,002	644,901	6,213,132
POSITIVE	POSITIVE	POSITIVE	POSITIVE
2.8%	2.6%	0.8%	3.5%
SA	TAS	VIC	WA
3,481,127	508,663	18,573,238	2,189,742
POSITIVE	POSITIVE	POSITIVE	POSITIVE
2.3%	2.3%	2.7%	0.1%

DAILY NUMBER OF REPORTED CASES

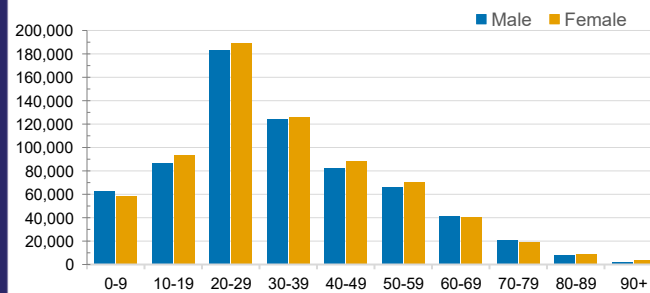


CASES IN AGED CARE SERVICES

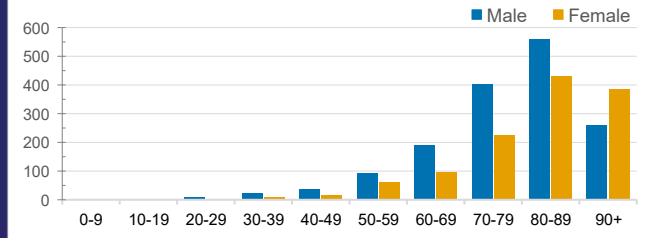
Confirmed Cases	Australia	ACT	NSW	NT	QLD	SA	TAS	VIC	WA
Residential Care Recipients	11515 (1124)	72	4337 (222)	13	1250 (44)	850 (31)	69 (1)	4924 (818)	0
In Home Care Recipients	205 (13)	0	45 (3)	0	15	1	5 (2)	138 (7)	1 (1)

Cases in care recipients (deaths)

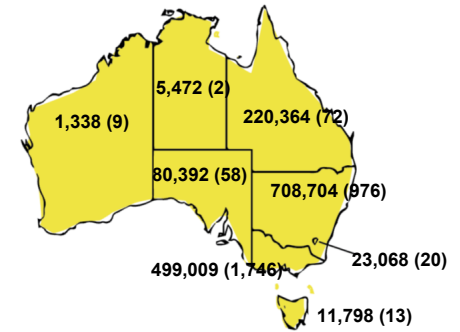
CASES BY AGE GROUP AND SEX



DEATHS BY AGE GROUP AND SEX

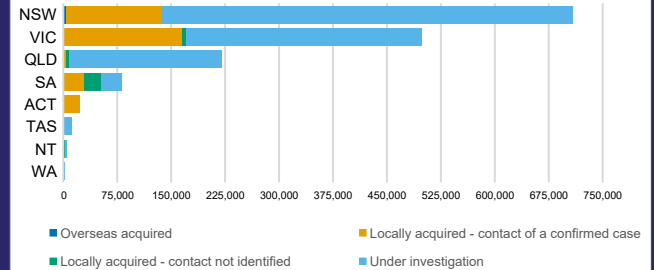
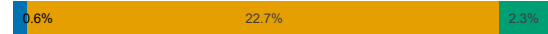


CASES (DEATHS) BY STATE AND TERRITORIES



CASES BY SOURCE OF INFECTION

Australia (% of all confirmed cases)



PUBLIC HEALTH RESPONSE MEASURE

Proportion of total cases under investigation

