



CURRENT STATUS OF CONFIRMED CASES



407



ACT	NSW	NT	QLD	SA	TAS	VIC	WA
4	199	1	47	26	1	129	0

4,906



ACT	NSW	NT	QLD	SA	TAS	VIC	WA
52	2,635	39	702	227	21	1,229	1

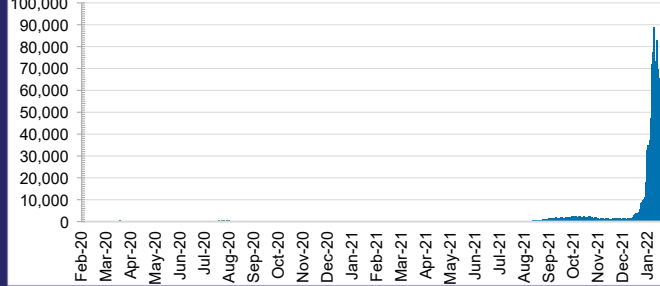
58,984,445



2.4% POSITIVE

ACT	NSW	NT	QLD
817,106	26,886,218	640,120	6,101,751
POSITIVE	POSITIVE	POSITIVE	POSITIVE
2.5%	2.4%	0.8%	3.0%
SA	TAS	VIC	WA
3,437,397	502,459	18,432,608	2,166,786
POSITIVE	POSITIVE	POSITIVE	POSITIVE
2.1%	2.1%	2.6%	0.1%

DAILY NUMBER OF REPORTED CASES

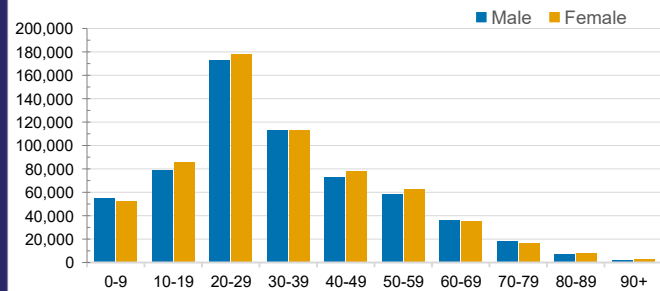


CASES IN AGED CARE SERVICES

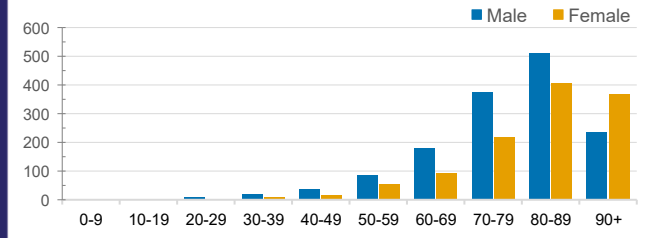
Confirmed Cases	Australia	ACT	NSW	NT	QLD	SA	TAS	VIC	WA
Residential Care Recipients	8358 [2463] (1034)	22 [8] (7)	3022 [275] (176)	8	495 [58] (18)	0	51 [8] (1)	4116 [1926] (809)	0
In Home Care Recipients	205 [92] (13)	0	45 [22] (3)	0	15 [8]	1 [1]	5 [3] (2)	138 [58] (7)	1 (1)

Cases in care recipients [recovered] (deaths)

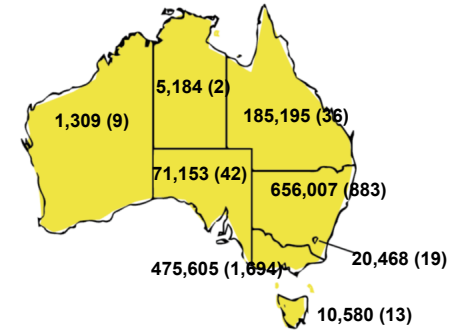
CASES BY AGE GROUP AND SEX



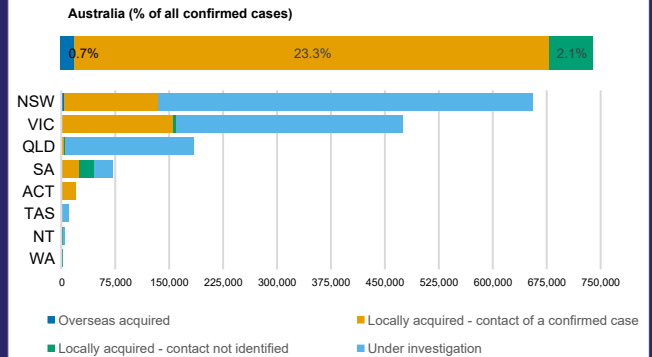
DEATHS BY AGE GROUP AND SEX



CASES (DEATHS) BY STATE AND TERRITORIES



CASES BY SOURCE OF INFECTION



PUBLIC HEALTH RESPONSE MEASURE

