



CURRENT STATUS OF CONFIRMED CASES



389



ACT	NSW	NT	QLD	SA	TAS	VIC	WA
3	188	0	49	26	1	122	0

4,643



ACT	NSW	NT	QLD	SA	TAS	VIC	WA
40	2,541	36	670	220	22	1,114	0


58,782,252



2.3% POSITIVE

ACT	NSW	NT	QLD
811,544	26,800,451	638,893	6,070,836
POSITIVE	POSITIVE	POSITIVE	POSITIVE
2.4%	2.4%	0.8%	2.9%
SA	TAS	VIC	WA
3,422,524	500,006	18,382,910	2,155,088
POSITIVE	POSITIVE	POSITIVE	POSITIVE
1.9%	2.0%	2.5%	0.1%

DAILY NUMBER OF REPORTED CASES

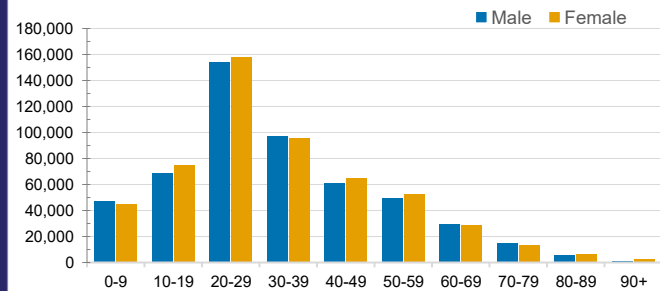


CASES IN AGED CARE SERVICES

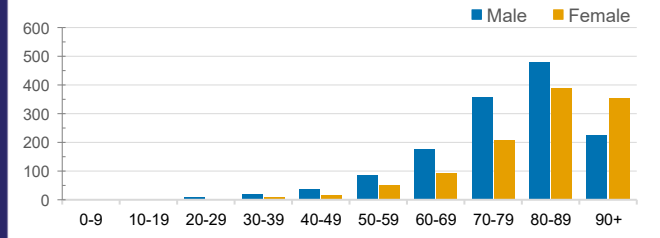
Confirmed Cases	Australia	ACT	NSW	NT	QLD	SA	TAS	VIC	WA
Residential Care Recipients	7321 [2309] (997)	19 [8] (7)	2325 [245] (154)	8	442 [34] (11)	508 [127] (19)	45 [7] (1)	3974 [1888] (805)	0
In Home Care Recipients	205 [92] (13)	0	45 [22] (3)	0	15 [8]	1 [1]	5 [3] (2)	138 [58] (7)	1 (1)

Cases in care recipients [recovered] (deaths)

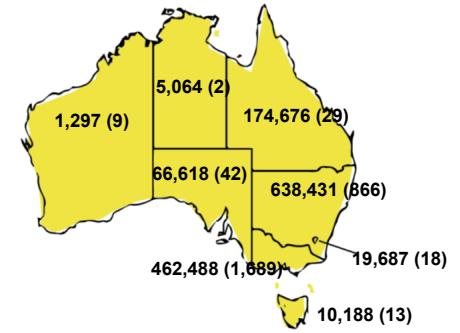
CASES BY AGE GROUP AND SEX



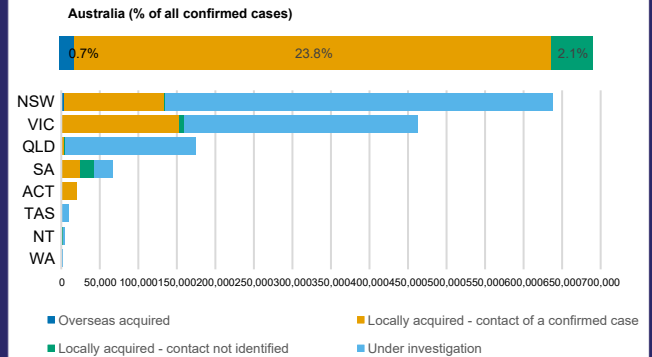
DEATHS BY AGE GROUP AND SEX



CASES (DEATHS) BY STATE AND TERRITORIES



CASES BY SOURCE OF INFECTION



PUBLIC HEALTH RESPONSE MEASURE

