



CURRENT STATUS OF CONFIRMED CASES



306



ACT	NSW	NT	QLD	SA	TAS	VIC	WA
3	180	1	26	26	1	69	0

4,197



ACT	NSW	NT	QLD	SA	TAS	VIC	WA
24	2,383	33	556	225	23	953	0

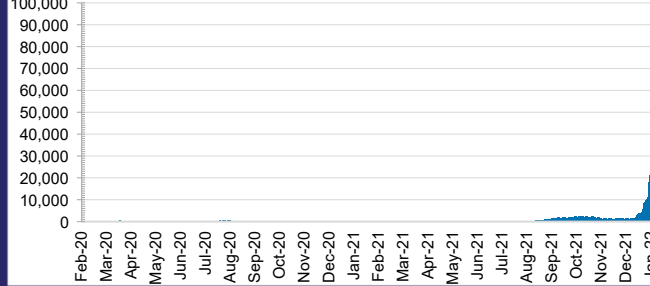
58,069,697



2.1% POSITIVE

ACT	NSW	NT	QLD
802,090	26,486,066	631,034	5,941,837
POSITIVE	POSITIVE	POSITIVE	POSITIVE
2.2%	2.1%	0.6%	2.3%
SA	TAS	VIC	WA
3,361,893	494,361	18,201,482	2,150,934
POSITIVE	POSITIVE	POSITIVE	POSITIVE
1.6%	1.9%	2.2%	0.1%

DAILY NUMBER OF REPORTED CASES

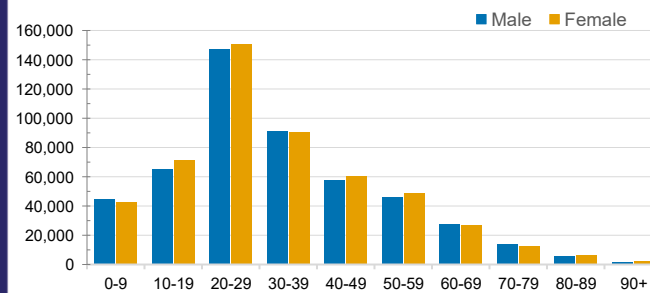


CASES IN AGED CARE SERVICES

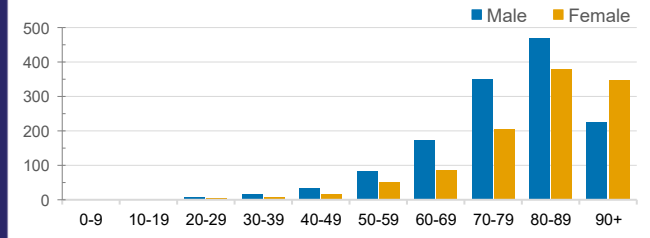
Confirmed Cases	Australia	ACT	NSW	NT	QLD	SA	TAS	VIC	WA
Residential Care Recipients	6879 [2249] (977)	19 [8] (7)	2101 [225] (143)	5	378 [27] (11)	462 [100] (12)	45 [7] (1)	3869 [1882] (803)	0
In Home Care Recipients	205 [92] (13)	0	45 [22] (3)	0	15 [8]	1 [1]	5 [3] (2)	138 [58] (7)	1 (1)

Cases in care recipients [recovered] (deaths)

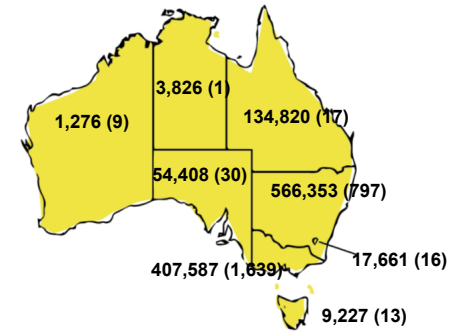
CASES BY AGE GROUP AND SEX



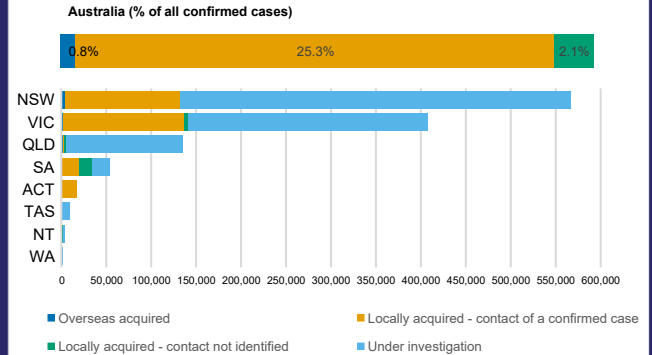
DEATHS BY AGE GROUP AND SEX



CASES (DEATHS) BY STATE AND TERRITORIES



CASES BY SOURCE OF INFECTION



PUBLIC HEALTH RESPONSE MEASURE

