



CURRENT STATUS OF CONFIRMED CASES

1,124,138

Total cases

2,465

Total deaths

696,699

Active cases

350

CURRENT CASES
INTENSIVE CARE UNITS (ICU)

ACT	NSW	NT	QLD	SA	TAS	VIC	WA
3	175	2	30	27	1	112	0

4,010

CURRENT CASES
ADMITTED TO HOSPITALS

ACT	NSW	NT	QLD	SA	TAS	VIC	WA
23	2,246	28	555	190	22	946	0


57,850,394

1.9% POSITIVE

TOTAL TESTS
CONDUCTED

ACT	NSW	NT	QLD
796,976	26,397,902	628,937	5,908,005
POSITIVE	POSITIVE	POSITIVE	POSITIVE
2.1%	2.0%	0.5%	2.1%
SA	TAS	VIC	WA
3,341,835	491,786	18,139,076	2,145,877
POSITIVE	POSITIVE	POSITIVE	POSITIVE
1.5%	1.8%	2.1%	0.1%

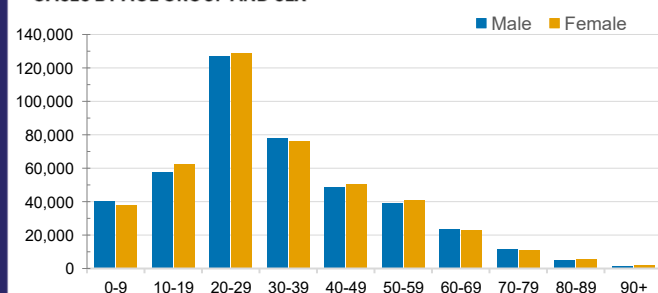
DAILY NUMBER OF REPORTED CASES



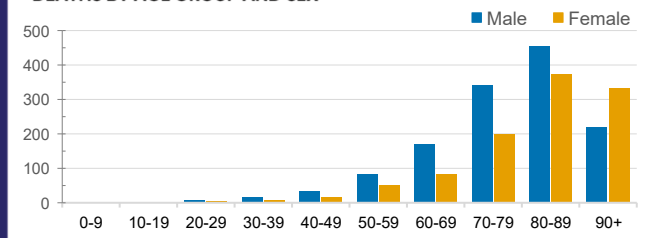
CASES IN AGED CARE SERVICES

Confirmed Cases	Australia	ACT	NSW	NT	QLD	SA	TAS	VIC	WA
Residential Care Recipients	6523 [2206] (964)	19 [8] (7)	1918 [202] (136)	5	325 [26] (10)	422 [91] (8)	45 [7] (1)	3789 [1872] (802)	0
In Home Care Recipients	189 [78] (13)	0	44 [15] (3)	0	11 [8]	1 [1]	5 [3] (2)	127 [51] (7)	1 (1)
Cases in care recipients [recovered] (deaths)									

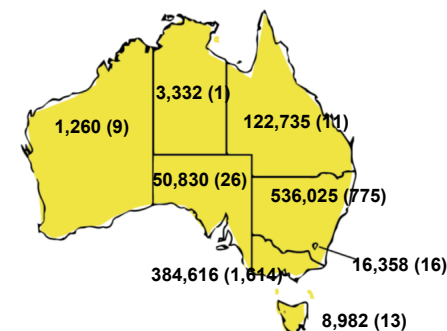
CASES BY AGE GROUP AND SEX



DEATHS BY AGE GROUP AND SEX

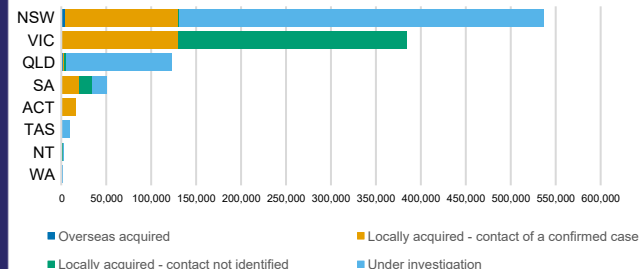


CASES (DEATHS) BY STATE AND TERRITORIES



CASES BY SOURCE OF INFECTION

Australia (% of all confirmed cases)



PUBLIC HEALTH RESPONSE MEASURE

Proportion of total cases under investigation

