



CURRENT STATUS OF CONFIRMED CASES



342



ACT	NSW	NT	QLD	SA	TAS	VIC	WA
4	170	2	27	22	0	117	0

3,869



ACT	NSW	NT	QLD	SA	TAS	VIC	WA
28	2,190	32	529	211	18	861	0

57,561,497




1.8% POSITIVE

ACT	NSW	NT	QLD
792,448	26,263,491	624,836	5,850,466
POSITIVE	POSITIVE	POSITIVE	POSITIVE
1.9%	1.9%	0.5%	1.8%

SA	TAS	VIC	WA
3,322,437	489,308	18,077,446	2,141,065
POSITIVE	POSITIVE	POSITIVE	POSITIVE
1.4%	1.7%	2.0%	0.1%

DAILY NUMBER OF REPORTED CASES

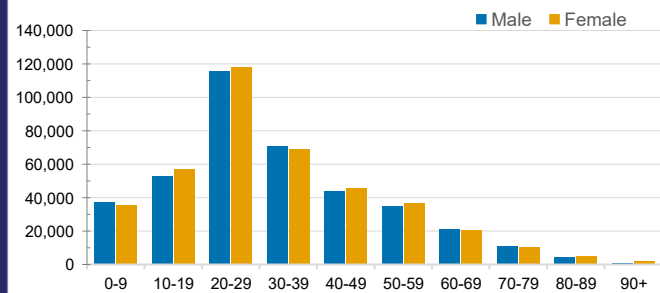


CASES IN AGED CARE SERVICES

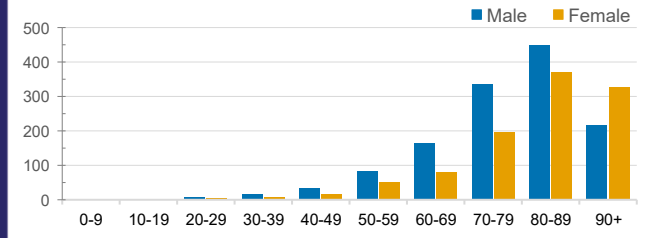
Confirmed Cases	Australia	ACT	NSW	NT	QLD	SA	TAS	VIC	WA
Residential Care Recipients	6039 [2130] (954)	19 [8] (7)	1587 [195] (128)	1	265 [2] (9)	0	43 [4] (1)	3714 [1858] (802)	0
In Home Care Recipients	189 [78] (13)	0	44 [15] (3)	0	11 [8]	1 [1]	5 [3] (2)	127 [51] (7)	1 (1)

Cases in care recipients [recovered] (deaths)

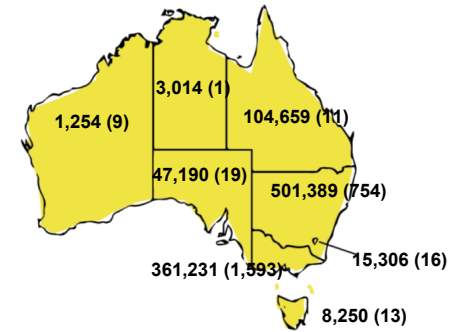
CASES BY AGE GROUP AND SEX



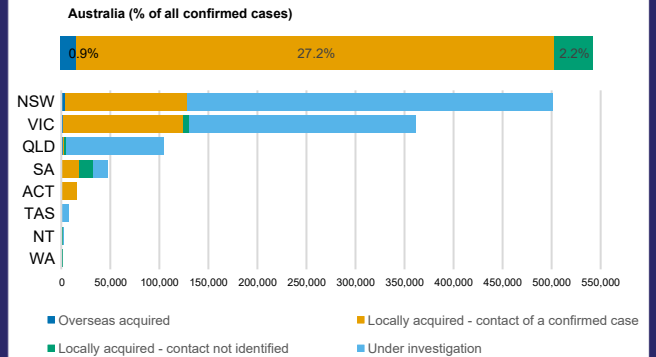
DEATHS BY AGE GROUP AND SEX



CASES (DEATHS) BY STATE AND TERRITORIES



CASES BY SOURCE OF INFECTION



PUBLIC HEALTH RESPONSE MEASURE

