



# COVID-19 outbreaks in Australian residential aged care facilities

## National snapshot

As at 8:00am on 3 December 2021 there are 191 active cases of COVID-19 related to aged care across 28 residential aged care facilities.

**Table 1: Aged Care COVID-19 data as at 0800 on 3 December 2021<sup>1</sup>**

<b>Active outbreaks</b>	<b>28</b>
Active resident cases	127
Active staff cases	64
Deaths this calendar year	192 <sup>2 3</sup>
Total number of residential aged care facilities that have had an outbreak	440
Total number of outbreaks at residential aged care facilities	541
Number of residential aged care facilities with resolved outbreaks	406 (510 outbreaks closed)
Number of residential aged care facilities with resolved outbreaks with only one case (resident or staff member) of COVID-19	267
Total resident cases	3,451
Recovered resident cases	3,219
Total staff cases	2,938
Recovered staff cases	2,867

<sup>1</sup> Includes transition care

<sup>2</sup> In New South Wales, COVID-19 death is defined as a death in a confirmed case unless there is a clear alternative cause of death that cannot be related to COVID-19. There should be no period of complete recovery from COVID-19 between illness and death.

<sup>3</sup> The Victorian Department of Health and Human Services defines a COVID death as any death that occurs within 28 days of a positive COVID test result.

## Analysis

### Current situation in Australia

As at 12:00 hrs 3 December 2021 there has been a total of 213,360 cases of COVID-19 reported, including 15,653 active cases and 2,021 deaths in Australia.

As at 8:00 am 3 December 2021 there are 23 active outbreaks in Australia associated with more than 1 COVID-19 positive case:

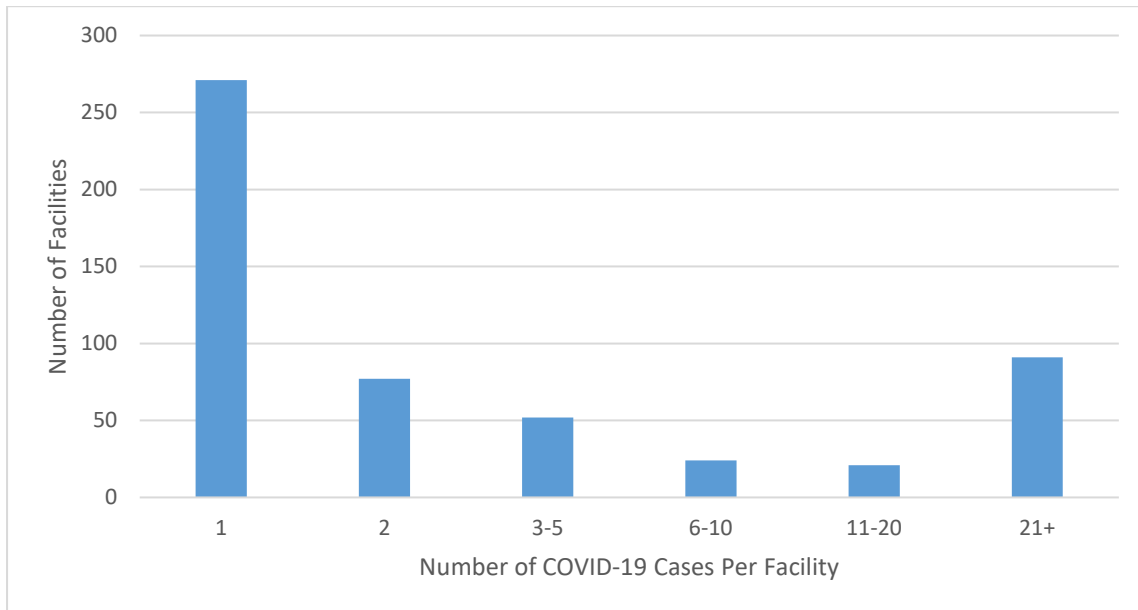
- 8 resident cases and 4 staff cases in Aurrum Brunswick, VIC;
- 4 staff cases in Baptcare Wattle Grove Community, VIC;
- 37 resident cases (including 11 deaths) and 3 staff cases in Baptcare Westhaven Community, VIC;
- 21 resident cases and 4 staff cases in BlueCross Elly Kay (second outbreak), VIC;
- 28 resident cases (including 2 deaths) and 5 staff cases in BlueCross The Gables, VIC;
- 11 resident cases and 4 staff cases in Bupa Eastwood, VIC;
- 36 resident cases (including 4 deaths) and 10 staff cases in Centennial Lodge, VIC;
- 2 staff cases in Doutta Galla Avondale Heights Aged Care Facility (second outbreak), VIC;
- 8 resident cases (including 1 death) at Epping Gardens (second outbreak), VIC;
- 1 resident case and 1 staff case at Estia Health Plenty Valley, VIC;
- 7 resident cases and 1 staff case in Homewood Residential Aged Care (second outbreak), VIC;
- 16 resident cases and 5 staff cases in Hope Aged Care Sunshine (second outbreak), VIC;
- 9 resident cases and 2 staff case at Kerala Manor, VIC;
- 2 staff cases in Mornington Bay Care Community, VIC;
- 7 resident cases (including 1 death) and 1 staff case at Outlook Gardens Aged Care, VIC;
- 2 staff cases in Regis Dandenong North (second outbreak), VIC;
- 10 resident cases and 5 staff cases in Rochester and District Hostel, VIC;
- 2 residents cases and 2 staff cases at St Elmos's Nursing Home, VIC;
- 21 resident cases (including 5 deaths) and 5 staff cases at Villa Maria Catholic Homes St Bernadette's Aged Care, VIC;
- 2 resident cases in Blacktown Terrace Care Community (second outbreak), NSW;
- 1 resident case and 1 staff case at Gillawarna Village (second outbreak), NSW;
- 3 resident cases and 1 staff case in Uniting The Marion Leichhardt, NSW;
- 4 resident cases and 3 staff cases at St. Andrew's Village Hostel, ACT.

In NSW, all residential age care facilities are being monitored through the NSW Aged Care State Health Emergency Operations Centre. A Commonwealth Health Departmental officer is embedded with the NSW State Health Emergency Operations Centre, with additional supports activated as the need arises.

The Victorian Aged Care Response Centre is also fully operational, with Commonwealth and Victorian Government officials working closely together in a coordinated effort to respond to aged care outbreaks across the state.

In addition, joint arrangements remain in place between the Commonwealth and the ACT Government to support outbreaks in the ACT.

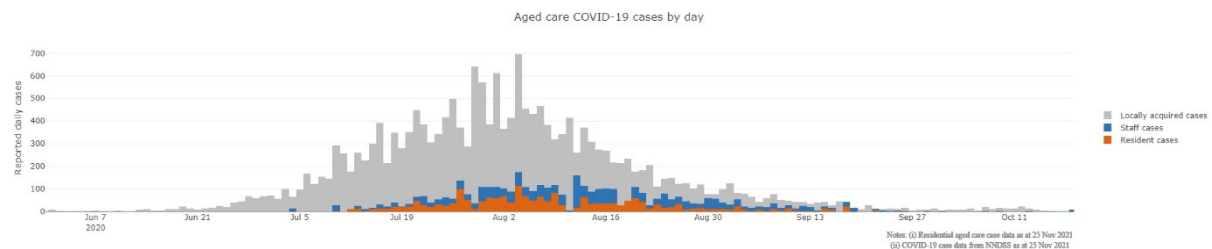
**Figure 1: Distribution of Australian residential aged care facilities by total number of cases of COVID-19 (includes staff and resident cases)**



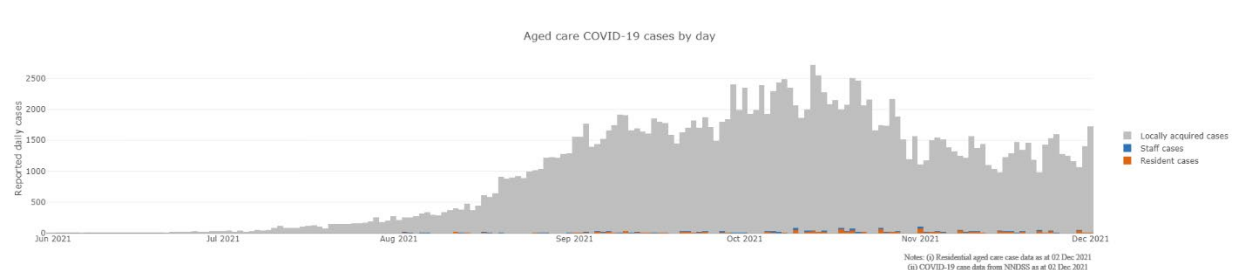
Of the 541 outbreaks in residential aged care facilities, 271 (50 per cent) involved a single case of COVID-19. As at 3 December 2021, 84 per cent of all residential aged care facilities have had no cases of COVID-19.

**Figure 2: Number of daily reported COVID-19 cases in Australian residential aged care Facilities overlaid with national locally acquired cases<sup>4</sup>.**

**June to October 2020**



**June to November 2021**



<sup>4</sup> National daily cases sourced from NNDSS data as at 7 October 2021 and are filtered to locally acquired cases. Case numbers reflect the date of reporting which may differ to diagnosis date. Residential aged care facility staff and resident data sourced from the Department of Health Aged Care COVID Liaison Team. Totals reflect the date of case report and may be affected by delayed reporting.

'RACF' refers to cases in residential aged care facilities (staff and residents)

## International comparisons

During the COVID-19 pandemic, no country has been able to avoid outbreaks or deaths in residential aged care when there has been widespread community transmission.

The Australian death rate is 0.47 per cent (4.7 in 1,000) against the total number of residential aged care beds across the country.

By comparison, Canada has experienced more than 18 times the number of deaths in care homes than Australia as at 18 November 2021.

- As at 29 November 2021, Canada had experienced 29,566 deaths. This includes 15,592 deaths at residential in care homes (or 52 per cent).
- 50 per cent of all aged care homes in Canada have had reported cases of COVID-19 in residents or staff (compared to 16 per cent in Australia).

## Workforce in active residential aged care outbreaks

As at 3 December 2021, workforce surge staff have filled around 55,000 shifts in aged care services impacted by COVID-19, these shifts include roles for GPs, nurses, care workers, allied health workers, executive and ancillary staff. This includes:

**Table 2: Workforce resources supplied to residential aged care facilities**

Agency	Resources Supplied (as at 3 December 2021)
State and NACER (National Aged Care Emergency Response) Teams	Tasmanian Government: 7 clinical and 2 support staff. Western Australian Government: 19 clinical personnel and 4 support staff. South Australian Government: 18 clinical personnel and 4 support staff. 12 NACER teams (70 personnel) have been deployed. The deployment of State and NACER teams is now complete.
Recruitment, Consulting, and Staffing Association (RCSA)	Staff supplied to fill 35,148 shifts.
Healthcare Australia	Staff supplied filled 5,959 shifts for workforce surge and 2,295 shifts for NACER teams.
Mable	Supplied 130 staff to fill 2,711 shifts.
Aspen Medical	Supplied 283 staff to fill 1,156 roles including clinical first responders.
Health X	Supplied 93 staff to fill 5,928 shifts.
Torrens Health	Supplied 2,636 shifts in surge workforce roles.
Residential Aged Care Visitation Assistant (RACVA)	RACVAs completed 1,248 shifts.

## Provision of personal protective equipment (PPE)

A range of resources and online training on the use of PPE is available on the Department's website for aged care workers.

Since March 2020, the Commonwealth Government has been working with state and territory governments to ensure aged care facilities have sufficient PPE. PPE is dispatched both directly from the National Medical Stockpile (NMS) and by jurisdictions on the NMS' behalf, depending on the specific circumstances.

As at 29 November 2021, the NMS has provided aged care facilities with approximately:

- 23 million masks
- 7 million gowns
- 20 million gloves
- 6 million goggles and face shields
- 100,000 bottles of hand sanitiser

The NMS remains well positioned to respond rapidly to critical shortages of PPE and other medical supplies anywhere in Australia. This includes a series of bulk dispatches of personal protective equipment (PPE) intended to avert any potential critical supply shortages, as well as urgent deployments to organisations and individuals at risk of exposure to COVID-19.

## Testing of aged care residents and staff

### Rapid Antigen Testing in Aged Care Facilities

The Australian Government, through the Department of Health, is making available COVID-19 rapid antigen testing (RAT) kits to residential aged care facilities and short-term restorative care (aged care services) in high transmission-risk areas, to help prevent and contain outbreaks. The program consists of a pilot as well as a concurrent broader rollout across New South Wales (NSW), Victoria (Vic) and recently the Australian Capital Territory (ACT).

As of 1 December 2021, a total of **2,576,935 RAT tests** had been delivered or were scheduled for delivery from the National Medical Stockpile (NMS) to 402 aged care services in NSW, 262 aged care services in Vic and 2 aged care service in the ACT (666 facilities in total), so they can regularly screen workers and visitors (not residents), on a voluntary basis, and when applicable, help them contain an outbreak. Over 1.5 million RAT tests have been delivered in NSW, over 1 million in Vic and over 3,000 in the ACT.

RAT tests may be used to screen residents in some circumstances, such as the initial response to outbreaks in aged care services, as required. More information about this program is available at the Department of Health Website -

<https://www.health.gov.au/initiatives-and-programs/rapid-antigen-testing-for-aged-care>

Aged Care Services - Snapshot	NSW	VIC	ACT#	Total
Number of aged care services operating in ACT, NSW & Vic^:	949	809	26	1,784
Number of aged care services that have participated in the program^ <small>This represents 36% of all aged care services across NSW, Vic &amp; ACT.</small>	402	262	2	666
Number of tests delivered from the NMS*	<b>1,550,590</b>	<b>1,023,295</b>	<b>3,050</b>	<b>2,576,935</b>

# Part of the initial response to outbreaks experienced by ACT residential aged care facilities

^ Includes residential aged care (including MPS and NATSIFAC) and short-term restorative care

\* Tests to be made available from the National Medical Stockpile (NMS) to residential aged care facilities located within selected SA3s in NSW and VIC, or facilities experiencing an outbreak (e.g. ACT sites).

State	Eligible SA3 <sup>†</sup> with high transmission-risk
ACT	Weston Creek
NSW	Moree - Narrabri, Taree - Gloucester, Albury, Inverell - Tenterfield, Merrylands - Guildford, Bankstown, Upper Murray exc. Albury, and Canterbury
NT	Katherine
Vic	Tullamarine - Broadmeadows, Melton - Bacchus Marsh, Casey - South, Wyndham, Moira, Shepparton, Latrobe Valley, Port Phillip, Brimbank, Dandenong, Whittlesea - Wallan, Baw Baw, Keilor, Campaspe, Moreland - North, Gippsland - East, Casey - North, Darebin - South, Mornington Peninsula, and Glen Eira

† Statistical Area Level 3 (SA3)

In relation to the concurrent RAT pilot program, the Department has recently undertaken a 2-Phased RAT pilot in residential aged care settings. Phase 1 of the pilot commenced on 16 August 2021 and included ten facilities located in COVID-19 affected areas in Greater Sydney. An evaluation report on Phase 1 of the pilot was delivered to the Department on 29 October 2021.

Furthermore, Phase 2 of the pilot, which involved a further 70 facilities from NSW and Vic, was also recently completed with the cut off for final data entries being 26 November 2021. Note that, of the 80 facilities that initially joined the pilot, a total of 11 aged care facilities subsequently withdrew from the pilot. The final evaluation report is due to the Department on 10 December 2021.

### **Sonic Weekly Testing**

As at 30 November 2021, under contract with the Commonwealth, Sonic Healthcare has conducted 1,033,378 COVID 19 tests at 2,738 unique residential aged care facilities (RACFs) nationally. Of the 1,033,378 tests conducted, 4,744 have been positive.

### **Vaccination in Residential Aged Care Facilities**

As at 3 December 2021, a total of 345,315 doses have been administered to residents in residential aged care facilities.

The Australian Government's COVID-19 booster vaccination program for residential aged care facilities has commenced. Consistent with the initial vaccine roll-out to residential aged care, the booster program will start with in-reach clinics, delivered primarily by vaccine administration providers under contract arrangements to the Commonwealth.

Boosters can also be delivered by residential aged care facility self-management and GP and pharmacy in-reach clinics.

VAS providers have started scheduling booster clinics at residential aged care facilities due for a booster vaccination during November and December.

### **Infection control and audits**

The Aged Care Quality and Safety Commission (Commission) conducted an infection control monitoring (ICM) program in all Australian jurisdictions, working in partnership with local health authorities. This program was in addition to the Commission's usual assessment and auditing program, and included spot checks to residential aged care services, without an outbreak, to check compliance with PPE and infection control arrangements.

The purpose of the visit was to observe infection control practices, to ensure that staff, management and visitors were adhering to safe personal protective equipment protocols and to safe infection control arrangements as required under the quality standards.

As at 2 December 2021, the Commission had undertaken 2,913 spot checks to observe infection control practices and PPE protocols in residential aged care facilities. The Commission is transitioning to a COVID-normal regulatory response and has ICM Spot Check Visit program. ICM spot check visits will no longer be undertaken as separate activities and will instead progress within the Commission’s usual regulatory operations.

All residential aged care facilities are required to engage an onsite clinical lead to provide leadership and increase capacity in relation to infection prevention and control. The Australian Government is providing a second payment of the COVID-19 supplement to assist facilities in meeting the additional costs of preparing for and responding to COVID-19.

In addition, under the Commonwealth-State Plan to boost aged care preparedness, states and territories are complementing the activity being undertaken by the Commission through additional site visits by state health services at the local level, which includes work relating to infection prevention and control (see Table 3 below). These visits are strengthening state health service relationships with local aged care services as part of the standing up of joint health aged care emergency response centres in each jurisdiction.

The Australian Government is working collaboratively with the states and territories to further bolster infection prevention and control through high quality face-to-face training in the aged care sector. In particular, the Government has committed \$57.8 million to fund states and territories to deliver additional targeted infection prevention and control (IPC) training to enhance RACF staff IPC skills; and undertake prevention, preparedness and response activities to address a COVID-19 outbreak in RACFs, including supporting RACFs to uplift IPC capacity by providing IPC training.

**Table 3: Total Quality Assessment and Monitoring Activities with residential services (including IPC), by type and month 1 October 2020 – to 25 November 2021**

Regulatory Activities	Dec 20	Jan-21	Feb-21	Mar-21	Apr-21	May-21	Jun-21	Jul-21	Aug-21	Sep-21	Oct-21	Nov-21	Dec-21	Total <sup>5</sup>
Site visits	360	291	258	293	149	128	118	87	94	101	74	76	24	4,226
Non-site activities	1,123	356	364	252	143	82	597	530	907	855	279	160	4	14,828
<b>Total</b>	<b>1,483</b>	<b>647</b>	<b>622</b>	<b>545</b>	<b>292</b>	<b>210</b>	<b>715</b>	<b>617</b>	<b>1001</b>	<b>956</b>	<b>353</b>	<b>236</b>	<b>28</b>	<b>19,054</b>

<sup>5</sup> Please note totals are based on data from March 2020 to October 2021, however above is data from October 2020 to November 2021 for readability.

## Appendix 1: National residential aged care services with two or more positive COVID-19 cases<sup>6</sup>

No.	State	Residential Aged Care Facility	Total Cases	Resident total	Resident resolved	Staff total	Staff Resolved	Resident deaths <sup>7 8</sup>	Resolved / Active
1	ACT	Calvary Haydon Retirement Community	19	15	8	4	0	7	R
2	ACT	St Andrews Village Hostel	7	4	0	3	0	0	A
3	NSW	Advantage Care at Prestons Lodge (21659)	25	20	11	5	5	1	R
4	NSW	Alkira Gardens	2	1	0	1	0	0	R
5	NSW	Anglican Care Jesmond Grove, Jesmond (529)	9	7	0	2	0	0	R
6	NSW	Anglicare Newmarch House Aged Care Facility (7212)	2	0	0	2	0	0	R
7	NSW	Anglicare Newmarch House Aged Care Facility (7212)	71	37	18	34	34	19	R
8	NSW	Ashwood Residential Care Service	3	0	0	3	0	0	R
9	NSW	Bankstown Terrace Care Community (22846)	6	3	0	3	3	3	R

<sup>6</sup> Data table provided now excludes outbreaks (both active and resolved) where a single case of COVID-19 has been recorded.

<sup>7</sup> In Victoria, a death is reported when a person with COVID-19 dies during an active outbreak at an aged care facility, irrespective of the cause of death.

<sup>8</sup> In New South Wales, COVID-19 death is defined as a death in a confirmed case unless there is a clear alternative cause of death that cannot be related to COVID-19. There should be no period of complete recovery from COVID-19 between illness and death.



No.	State	Residential Aged Care Facility	Total Cases	Resident total	Resident resolved	Staff total	Staff Resolved	Resident deaths <sup>7 8</sup>	Resolved / Active
10	NSW	Bankstown Terrace Care Community (Second outbreak) (22846)	3	0	0	3	0	0	R
11	NSW	Beechwood Aged Care	28	24	0	4	0	8	R
12	NSW	Bernard Chan Nursing Home	2	0	0	2	0	0	R
13	NSW	Blacktown Terrace (second outbreak)	2	2	0	0	0	0	A
14	NSW	Bupa Clemton Park (19334)	3	2	0	1	0	0	R
15	NSW	Casa Mia Aged Care Centre Second Outbreak (923)	2	1	0	1	0	0	R
16	NSW	Catholic Care Holy Spirit, Dubbo	17	12	0	5	0	2	R
17	NSW	Catholic Healthcare St Mary's Villa, Dubbo	21	16	0	5	0	4	R
18	NSW	Courtlands Aged Care Facility	3	1	0	2	0	0	R
19	NSW	Dorothy Henderson Lodge, BaptistCare (305)	22	17	11	5	5	6	R
20	NSW	Frank and Jess Kennett Home	3	0	0	3	0	0	R
21	NSW	Frederic House	26	18	0	8	0	1	R
22	NSW	Gallipoli Home (22921)	25	20	3	5	0	1	R
23	NSW	Gillawarna Village (second outbreak)	2	1	0	1	0	0	A

No.	State	Residential Aged Care Facility	Total Cases	Resident total	Resident resolved	Staff total	Staff Resolved	Resident deaths <sup>7 8</sup>	Resolved / Active
24	NSW	Greenwood Aged Care Normanhurst (886)	7	6	0	1	0	3	R
25	NSW	Guildford Nursing Home(935)	55	45	0	10	0	6	R
26	NSW	HammondCare Bond House, Harding	3	1	0	2	0	0	R
27	NSW	Hawkesbury Living Nursing Home (853)	53	40	10	13	1	7	R
28	NSW	IRT Berala on the Park	2	0	0	2	0	0	R
29	NSW	IRT Tarrawanna	32	26	16	6	0	5	R
30	NSW	Japara Corymbia (27611)	2	0	0	2	0	0	R
31	NSW	Jesmond Aged Care (683)	2	0	0	2	0	0	R
32	NSW	Mercy Place Albury	36	30	18	6	6	9	R
33	NSW	Meredith House Nursing Home (707)	6	2	0	4	0	1	R
34	NSW	Mildred Symons House (second outbreak) (1000)	17	14	12	3	0	0	R
35	NSW	Northcourt Nursing Home (9740)	28	25	0	3	0	2	R
36	NSW	Opal Canterbury Place Care Community	2	0	0	2	0	0	R
37	NSW	Pacific Lodge	2	0	0	2	0	0	R
38	NSW	Pathways Sailors Bay (6899)	2	1	0	1	0	0	R

No.	State	Residential Aged Care Facility	Total Cases	Resident total	Resident resolved	Staff total	Staff Resolved	Resident deaths <sup>7 8</sup>	Resolved / Active
39	NSW	Pathways Sailors Bay (second outbreak)	6	4	1	2	0	0	R
40	NSW	Presbyterian Aged Care	9	8	0	1	0	2	R
41	NSW	Regis Rose Bay	2	0	0	2	0	0	R
42	NSW	RFBI Hawkins Masonic Village, Edgeworth Acacia House (311)	20	14	0	6	0	2	R
43	NSW	Rosemore Aged Care (second outbreak) (945)	2	0	0	2	0	0	R
44	NSW	Southern Cross Care Daceyville	4	4	0	0	0	1	R
45	NSW	Southern Cross Care Lavington RACF (7970)	9	8	0	1	0	1	R
46	NSW	St Basils, Randwick (7978)	2	1	0	1	0	0	R
47	NSW	St George Aged Care Centre, Bexley (931)	15	8	5	7	0	3	R
48	NSW	St George Aged Care Centre, Bexley (second outbreak) (931)	3	1	0	2	0	0	R
49	NSW	St Marys Villa Residential Aged Care (546)	2	1	0	1	0	0	R
50	NSW	St Simeon Village	2	0	0	2	0	0	R
51	NSW	St Vincent's Auburn	2	1	0	1	0	0	R

No.	State	Residential Aged Care Facility	Total Cases	Resident total	Resident resolved	Staff total	Staff Resolved	Resident deaths <sup>7 8</sup>	Resolved / Active
52	NSW	Stanmore Place Care Community, Stanmore (898)	2	0	0	2	0	0	R
53	NSW	Storm Village, Anglican Care (246)	2	0	0	2	2	0	R
54	NSW	SummitCare Baulkham Hills (6961)	13	6	6	7	7	0	R
55	NSW	SummitCare Penrith	3	0	0	3	1	0	R
56	NSW	Summitcare Randwick (759)	2	0	0	2	0	0	R
57	NSW	The Greek Community Home for the Aged	10	7	3	3	3	2	R
58	NSW	Uniting Edinglassie (504)	10	9	0	1	0	2	R
59	NSW	Uniting Hawkesbury Richmond	2	0	0	2	0	0	R
60	NSW	Uniting Mullauna, Blacktown (397)	3	2	0	1	0	0	R
61	NSW	Uniting Springwood	5	2	0	3	0	2	R
62	NSW	Uniting The Marion Leichhardt	4	3	0	1	0	0	A
63	NSW	Woollahrah Montefiore Home	2	0	0	2	0	0	R
64	NSW	Wyoming Nursing Home (773)	36	27	0	9	0	5	R
65	NSW	Yallambee Village (160)	2	1	0	1	0	0	R
66	NSW	Yallambee Village (2nd Outbreak) (160)	15	14	0	1	0	0	R

No.	State	Residential Aged Care Facility	Total Cases	Resident total	Resident resolved	Staff total	Staff Resolved	Resident deaths <sup>7 8</sup>	Resolved / Active
67	SA	Anglicare Brompton (5486)	4	0	0	4	4	0	R
68	TAS	Melaleuca Home for the Aged (5092)	2	1	0	1	1	1	R
69	VIC	Arcare Burnside (5845)	5	0	0	5	5	0	R
70	VIC	Arcare Craigieburn (8041)	82	37	22	45	45	15	R
71	VIC	Arcare Essendon	2	2	0	0	0	0	R
72	VIC	Arcare Keysborough	37	25	24	12	12	1	R
73	VIC	Arcare Maidstone (5920)	7	0	0	7	7	0	R
74	VIC	Arcare Maidstone 2 (5920)	8	3	3	5	5	0	R
75	VIC	Arcare Sydenham (2324)	47	22	16	25	25	6	R
76	VIC	Ashleigh House Hostel (680)	2	0	0	2	0	0	R
77	VIC	Assisi Aged Care (2122)	3	0	0	3	3	0	R
78	VIC	Assisi Aged Care (2122) (second outbreak)	43	36	20	7	5	0	R
79	VIC	Aurum Brunswick	12	8	0	4	1	0	A
80	VIC	Aurum Healesville (7100)	2	0	0	2	2	0	R
81	VIC	Aurum Plenty (8029)	83	47	34	36	36	13	R

No.	State	Residential Aged Care Facility	Total Cases	Resident total	Resident resolved	Staff total	Staff Resolved	Resident deaths <sup>7 8</sup>	Resolved / Active
82	VIC	Aurum Reservoir (5433)	3	0	0	3	3	0	R
83	VIC	Avonlea Grange Hostel (2299)	2	0	0	2	2	0	R
84	VIC	Baptcare Brookview Community (Second Outbreak)	10	5	0	5	0	1	R
85	VIC	Baptcare Wattle Grove Community	4	0	0	4	0	0	A
86	VIC	Baptcare Westhaven Community	40	37	26	3	0	11	A
87	VIC	Baptcare Brookview Community Westmeadows (7467)	21	10	9	11	11	1	R
88	VIC	Baptcare Strathalan (5378)	2	0	0	2	2	0	R
89	VIC	Baptcare The Orchards - Doncaster (19354)	2	0	0	2	2	0	R
90	VIC	Baptcare Wyndham Lodge (2954)	232	101	71	131	131	30	R
91	VIC	Belvedere Aged Care	47	39	0	8	0	11	R
92	VIC	Benetas Colton Close	4	1	0	3	0	0	R
93	VIC	Benetas St Georges (2989)	70	32	20	38	38	12	R
94	VIC	Bentons Lodge	4	3	0	1	0	0	R
95	VIC	Bethel Aged Care	5	4	2	1	1	0	R

No.	State	Residential Aged Care Facility	Total Cases	Resident total	Resident resolved	Staff total	Staff Resolved	Resident deaths <sup>7 8</sup>	Resolved / Active
96	VIC	Bill Crawford Lodge (2961)	5	2	2	3	3	0	R
97	VIC	BlueCross Autumdale (1995)	54	24	11	30	30	13	R
98	VIC	Bluecross Baradine (5990)	2	0	0	2	2	0	R
99	VIC	BlueCross Chelsea Manor (5417)	5	0	0	5	5	0	R
100	VIC	BlueCross Elly Kay (second outbreak)	25	21	0	4	0	0	A
101	VIC	BlueCross Glengowrie	61	44	0	17	0	3	R
102	VIC	Bluecross Ivanhoe (1779)	5	0	0	5	5	0	R
103	VIC	Bluecross Riverlea (5175)	3	0	0	3	3	0	R
104	VIC	Bluecross Silverwood (5361)	2	0	0	2	2	0	R
105	VIC	BlueCross The Boulevard (5926)	69	36	22	33	33	104	R
106	VIC	Blue Cross The Gables	33	28	0	5	0	2	A
107	VIC	BlueCross Western Gardens	2	2	0	0	0	0	R
108	VIC	Boyne Russell Nursing Home (2983)	2	0	0	2	2	0	R
109	VIC	Bupa Eastwood	15	11	0	4	0	0	A
110	VIC	Bupa Edithvale (3004)	78	44	26	34	34	18	R

No.	State	Residential Aged Care Facility	Total Cases	Resident total	Resident resolved	Staff total	Staff Resolved	Resident deaths <sup>7 8</sup>	Resolved / Active
111	VIC	Bupa Greensborough (5702)	2	0	0	2	2	0	R
112	VIC	Bupa Sunshine (2834)	2	0	0	2	2	0	R
113	VIC	Bupa Templestowe (19281)	11	3	1	8	8	2	R
114	VIC	Bupa Traralgon (8025)	19	7	5	12	12	2	R
115	VIC	BUPA Woodend (2728)	4	1	1	3	3	0	R
116	VIC	Campbell Place (Second Outbreak)	13	7	0	6	5	0	R
117	VIC	Campbell Place Aged Care Facility (1794)	4	2	0	2	0	0	R
118	VIC	Campbell Place Aged Care Facility (1794)	2	0	0	2	2	0	R
119	VIC	Carrum Downs Private Nursing Home	7	5	0	2	0	0	R
120	VIC	Centennial Lodge	46	36	32	10	6	4	A
121	VIC	Chomley House Hostel (1990)	2	0	0	2	2	0	R
122	VIC	Churches of Christ Care Arcadia Aged Care Service Essendon (5927)	22	10	6	12	12	4	R
123	VIC	Coppin Centre Melbourne (2134)	38	25	0	13	2	1	R
124	VIC	Corpus Christi Aged Care Residence (6003) - Villa Maria Catholic Homes	3	0	0	3	3	0	R



No.	State	Residential Aged Care Facility	Total Cases	Resident total	Resident resolved	Staff total	Staff Resolved	Resident deaths <sup>7 8</sup>	Resolved / Active
125	VIC	Craigcare Berwick (2770) second outbreak	2	0	0	2	0	0	R
126	VIC	Craigcare Pascoe Vale (2722)	94	47	31	47	47	16	R
127	VIC	Cumberland Manor (2818)	107	53	42	54	54	11	R
128	VIC	Donwood Nursing Home	4	3	0	1	0	0	R
129	VIC	Doutta Galla Avondale Heights Aged Care Facility	2	0	0	2	0	0	A
130	VIC	Doutta Galla Footscray (third outbreak)	4	2	0	2	0	0	R
131	VIC	Doutta Galla Lynch's Bridge	11	8	0	3	0	3	R
132	VIC	Doutta Galla Footscray 2. (6909)	56	30	21	26	26	9	R
133	VIC	Doutta Galla Lynch's Bridge (2124)	2	0	0	2	2	0	R
134	VIC	Doutta Galla Woorneck (2140)	42	20	12	22	22	8	R
135	VIC	Doutta Galla Yarraville (2144)	86	42	25	44	44	17	R
136	VIC	Edenvale Manor Aged Care Facility (2333)	20	14	10	6	6	4	R
137	VIC	Elly Kay ACF Mordialloc (2154) - BlueCross	2	1	0	1	1	1	R
138	VIC	Embracia in Reservoir (third outbreak)	25	16	0	9	0	5	R
139	VIC	Embracia Moonee Valley (8030)	61	26	17	35	35	9	R

No.	State	Residential Aged Care Facility	Total Cases	Resident total	Resident resolved	Staff total	Staff Resolved	Resident deaths <sup>7 8</sup>	Resolved / Active
140	VIC	Embracia Moonee Valley (Second Outbreak)	2	0	0	2	0	0	R
141	VIC	Emmavale Gardens - Menarock Life Lower Templestowe (2297)	4	1	1	3	3	0	R
142	VIC	Epping Gardens (22843) first outbreak	190	103	65	87	87	38	R
143	VIC	Epping Gardens (22843) second outbreak	8	8	0	0	0	1	A
144	VIC	Essendon Aged Care (2825) - Menarock Life	47	20	13	27	27	7	R
145	VIC	Estia Altona Meadows (Second Outbreak)	2	1	0	1	0	0	R
146	VIC	Estia Health Ardeer (2835)	133	49	32	84	84	17	R
147	VIC	Estia Health Glen Waverley (8076)	6	2	2	4	4	0	R
148	VIC	Estia Health Heidelberg West (2314)	97	29	19	68	67	10	R
149	VIC	Estia Health Keilor (2844)	4	2	2	2	2	0	R
150	VIC	Estia Health Keilor 2. (2844)	42	24	18	18	18	6	R
151	VIC	Estia Health Keysborough (2328)	21	8	5	13	13	3	R
152	VIC	Estia Health Plenty Valley	2	1	0	1	0	0	A
153	VIC	Estia Health South Morang	79	56	49	23	15	8	R
154	VIC	Eva Tilley Memorial Hostel	8	4	0	4	0	0	R

No.	State	Residential Aged Care Facility	Total Cases	Resident total	Resident resolved	Staff total	Staff Resolved	Resident deaths <sup>7 8</sup>	Resolved / Active
155	VIC	Ferndale Gardens Aged Care Services	35	19	0	16	0	1	R
156	VIC	Florence Aged Care (6839)	46	28	20	18	18	8	R
157	VIC	Forest Lodge Residential Aged Care	16	14	0	2	0	0	R
158	VIC	Froniditha Clayton Aged Care Facility	2	0	0	2	0	0	R
159	VIC	Froniditha Thalpori Aged Care Services - St Albans (5474)	44	26	0	18	2	3	R
160	VIC	Glanville Village	5	4	0	1	0	2	R
161	VIC	Glendale Aged Care (1889)	93	45	29	48	48	16	R
162	VIC	Glendale Aged Care (Second Outbreak)	3	0	0	3	0	0	R
163	VIC	Glenlyn Aged Care Facility (2725)	63	40	36	23	23	4	R
164	VIC	Grace of Mary Greek Cypriot Elderly Hostel (2276)	55	22	11	33	33	11	R
165	VIC	Grand Cedar	2	0	0	2	0	0	R
166	VIC	Gregory Lodge (3028) - Royal Freemasons	66	39	24	27	27	15	R
167	VIC	Hammond Care Caulfield Village Aged Care Facility (2334)	2	2	2	0	0	0	R
168	VIC	Holloway Aged Care Services (2116)	3	1	0	2	2	1	R

No.	State	Residential Aged Care Facility	Total Cases	Resident total	Resident resolved	Staff total	Staff Resolved	Resident deaths <sup>7 8</sup>	Resolved / Active
169	VIC	Holloway Aged Care Services (Second Outbreak)	2	1	0	1	0	0	R
170	VIC	Homewood Residential Aged Care	8	7	0	1	0	0	A
171	VIC	Hope Aged Care Sunshine (second outbreak)	21	16	0	5	0	0	A
172	VIC	James Barker House (2263)	3	1	1	2	2	0	R
173	VIC	Japara Central Park (2769)	40	18	15	22	22	3	R
174	VIC	Japara Central Park (Second Outbreak)	5	4	0	1	0	0	R
175	VIC	Japara Elanora (5312)	63	31	19	32	32	12	R
176	VIC	Japara Goonawarra (3026)	103	53	33	50	50	20	R
177	VIC	Japara Kingston Gardens (1992)	3	1	0	2	0	0	R
178	VIC	Japara Millward (2323)	36	19	15	17	17	4	R
179	VIC	Japara The Regent (27311)	42	21	18	21	21	3	R
180	VIC	Japara Trugo Place	2	0	0	2	0	0	R
181	VIC	Japara Viewhills Manor	4	3	0	1	0	0	R
182	VIC	Kalyna Care (1921)	101	57	31	44	44	26	R
183	VIC	Kerala Manor	11	9	1	2	0	0	A

No.	State	Residential Aged Care Facility	Total Cases	Resident total	Resident resolved	Staff total	Staff Resolved	Resident deaths <sup>7 8</sup>	Resolved / Active
184	VIC	Kirkbrae Presbyterian Homes (2894)	115	61	40	54	54	21	R
185	VIC	Langford Grange	36	31	0	5	0	7	R
186	VIC	Liferview Emerald Glades (5386)	23	18	3	5	0	0	R
187	VIC	Liscombe House (2015)	2	0	0	2	2	0	R
188	VIC	Little Sisters of the Poor, Northcote (2169)	3	1	0	2	1	1	R
189	VIC	Lynden Aged Care (1861)	3	1	1	2	2	0	R
190	VIC	Maculata Place Shepparton Villages (2107)	3	1	1	2	2	0	R
191	VIC	Martin Luther Homes (1951)	2	0	0	2	2	0	R
192	VIC	McGregor Gardens Aged Care (2874) - Menarock Life	4	1	1	3	3	0	R
193	VIC	McGregor Gardens Aged Care (Third outbreak)	12	12	0	0	0	2	R
194	VIC	Mecwacare John Atchison Centre (26621)	84	45	27	39	39	18	R
195	VIC	Mercy Place Dandenong (1944)	21	13	10	8	8	3	R
196	VIC	Mercy Place East Melbourne (5928) second outbreak)	5	3	0	2	0	0	R
197	VIC	Mercy Place Montrose (2994)	2	0	0	2	2	0	R

No.	State	Residential Aged Care Facility	Total Cases	Resident total	Resident resolved	Staff total	Staff Resolved	Resident deaths <sup>7 8</sup>	Resolved / Active
198	VIC	Mercy Place Parkville (6493)	97	58	36	39	39	22	R
199	VIC	Mercy Place Templestowe (1978)	2	1	1	1	1	0	R
200	VIC	Mercy Place Wyndham (2862)	5	2	1	3	3	1	R
201	VIC	Mitchell House Hostel Morwell (1880)	2	1	1	1	1	0	R
202	VIC	Montefiore Homes Community Residence - Jewish Care Hannah and Daryl Cohen Centre Windsor Aged Care Facility (1783)	67	33	31	34	34	2	R
203	VIC	Mornington Bay Care Community	2	0	0	2	0	0	A
204	VIC	Newmans on the Park	2	0	0	2	0	0	R
205	VIC	Olivet Aged Persons Home (Second Outbreak)	40	29	0	11	0	3	R
206	VIC	Opal Hobsons Bay Altona North (2285)	37	22	13	15	15	9	R
207	VIC	Opal Meadow Heights Care Community	34	25	13	9	0	13	R
208	VIC	Opal South Valley (5199)	56	32	24	24	24	8	R
209	VIC	Ottoman Village Aged Care	30	22	0	8	0	2	R
210	VIC	Outlook Gardens Aged Care (1935)	99	41	28	58	58	13	R
211	VIC	Outlook Gardens Aged Care (second outbreak)	8	7	4	1	0	1	A

No.	State	Residential Aged Care Facility	Total Cases	Resident total	Resident resolved	Staff total	Staff Resolved	Resident deaths <sup>7 8</sup>	Resolved / Active
212	VIC	Parkdale Aged Care	3	2	0	1	0	0	R
213	VIC	P.S. Hobson Nursing Home (2976)	2	0	0	2	1	0	R
214	VIC	Point Cook Manor Aged Care (7466)	2	0	0	2	2	0	R
215	VIC	Princeton View (6033)	71	28	19	43	43	9	R
216	VIC	Rathdowne Place Aged Care, Carlton (7104)	9	1	1	8	8	0	R
217	VIC	Rathdowne Place Aged Care (second outbreak)	2	1	0	1	0	0	R
218	VIC	Regis Brighton (5542)	67	24	13	43	43	11	R
219	VIC	Regis Cranbourne (5316)	2	0	0	2	2	0	R
220	VIC	Regis Dandenong North	28	23	0	5	0	1	R
221	VIC	Regis Fawkner (3030)	5	4	3	1	1	1	R
222	VIC	Regis Fawkner (Second Outbreak)	26	19	17	7	7	2	R
223	VIC	Regis Macleod (2654)	2	0	0	2	2	0	R
224	VIC	Regis Macleod 2 (2654)	2	0	0	2	2	0	R
225	VIC	Riddell Gardens, Sunbury (5594)	2	2	0	0	0	2	R
226	VIC	Regis Dandenong North (second outbreak)	2	0	0	2	0	0	A

No.	State	Residential Aged Care Facility	Total Cases	Resident total	Resident resolved	Staff total	Staff Resolved	Resident deaths <sup>7 8</sup>	Resolved / Active
227	VIC	Rochester and District Hostel	15	10	0	5	0	0	A
228	VIC	Rosehill Aged Care (2682) - Menarock Life	82	51	34	31	31	17	R
229	VIC	Royal Freemasons - Monash Gardens (2009)	2	0	0	2	2	0	R
230	VIC	Ruckers Hill (5485) - BlueCross	108	48	36	60	60	12	R
231	VIC	Sacred Heart Community	21	18	0	3	0	1	R
232	VIC	Sheriden Aged Care (2206) (Kyabram District Health Service)	5	2	0	3	3	0	R
233	VIC	St Basil's Home for the Aged in Victoria (1909)	191	94	49	97	97	45	R
234	VIC	St Elmo's Nursing Home	4	2	0	2	0	0	A
235	VIC	St Vincent Care Services Eltham (2167)	2	0	0	2	2	0	R
236	VIC	Sunlight Residential Aged Care (Second Outbreak)	3	1	0	2	0	0	R
237	VIC	Sutton Park Assisted Aged Care (5363)	77	46	39	31	31	7	R
238	VIC	Talbot Place (2268)	2	0	0	2	1	0	R
239	VIC	The Ashley	3	2	0	1	0	0	R
240	VIC	The Bays Aged Care Facility	21	17	12	4	4	4	R
241	VIC	The Belmont Residential Aged Care	6	5	0	1	0	0	R



No.	State	Residential Aged Care Facility	Total Cases	Resident total	Resident resolved	Staff total	Staff Resolved	Resident deaths <sup>7 8</sup>	Resolved / Active
242	VIC	Twin Parks Aged Care - Reservoir (2054)	125	79	57	46	46	22	R
243	VIC	Uniting Agewell Box Hill (1847)	2	0	0	2	2	0	R
244	VIC	Uniting AgeWell Kingsville (2110)	2	0	0	2	2	0	R
245	VIC	Uniting AgeWell Kingsville (2110) Second outbreak	8	6	0	2	0	2	R
246	VIC	Uniting AgeWell Preston 2 (2748)	2	0	0	2	2	0	R
247	VIC	Uniting AgeWell Strathdon	19	13	0	6	0	1	R
248	VIC	Uniting AgeWell Preston	2	1	0	1	0	0	R
249	VIC	Victoria Grange RACF	9	6	5	3	0	0	R
250	VIC	Villa Maria Catholic Homes Berwick Aged Care Residence (2257)	8	5	5	3	3	0	R
251	VIC	Villa Maria Catholic Homes St Bernadette's Aged Care Residence	2	1	0	1	0	0	R
252	VIC	Villa Maria Catholic Homes St Bernadette's Aged Care Residence (2081)	2	4	1	13	13	3	R
253	VIC	Villa Maria Catholic Homes St Bernadette's Aged Care Residence (2081) second outbreak	26	21	18	5	0	5	A
254	VIC	Villa Maria Catholic Homes Wantirna Aged Care Residence (Third Outbreak)	31	26	5	5	2	1	R

No.	State	Residential Aged Care Facility	Total Cases	Resident total	Resident resolved	Staff total	Staff Resolved	Resident deaths <sup>7 8</sup>	Resolved / Active
255	VIC	Village Glen Aged Care Residences - Mornington (5911)	38	21	16	17	17	5	R
256	VIC	Village Glen Aged Care Residences – Mornington (second outbreak)	21	17	0	4	0	0	R
257	VIC	Water Gardens	46	37	37	9	2	3	R
258	VIC	Weary Dunlop Retirement Village	2	1	0	1	0	0	R
259	VIC	Western Health - Hazeldean Transition Care (6137)	33	22	15	11	11	7	R
260	VIC	Westernport Nursing Home (2196)	2	0	0	2	2	0	R
261	VIC	Westernport Nursing Home (second Outbreak)	11	9	9	2	2	0	R
262	VIC	Westgarth (5940) - BlueCross	32	14	8	18	18	6	R
263	VIC	Wintringham Eunice Seddon Home	2	0	0	2	0	0	R
264	WA	Aegis Ascot, WA Department of Health (5957)	2	0	0	2	2	0	R