



COVID-19 outbreaks in Australian residential aged care facilities

National snapshot

As at 8:00am on 23 December 2021 there are 385 active cases of COVID-19 related to aged care across 105 residential aged care facilities.

Table 1: Aged Care COVID-19 data as at 0800 of 17 December 2021¹

Active outbreaks	105
Active resident cases	196
Active staff cases	189
Deaths this calendar year	219 ^{2 3}
Total number of residential aged care facilities that have had an outbreak	521
Total number of outbreaks at residential aged care facilities	635
Number of residential aged care facilities with resolved outbreaks	407 (553 outbreaks closed)
Number of residential aged care facilities with resolved outbreaks with only one case (resident or staff member) of COVID-19	309
Total resident cases	3,764
Recovered resident cases	3,507
Total staff cases	3,184
Recovered staff cases	2,982

¹ Includes transition care

² In New South Wales, COVID-19 death is defined as a death in a confirmed case unless there is a clear alternative cause of death that cannot be related to COVID-19. There should be no period of complete recovery from COVID-19 between illness and death.

³ The Victorian Department of Health and Human Services defines a COVID death as any death that occurs within 28 days of a positive COVID test result.

Analysis

Current situation in Australia

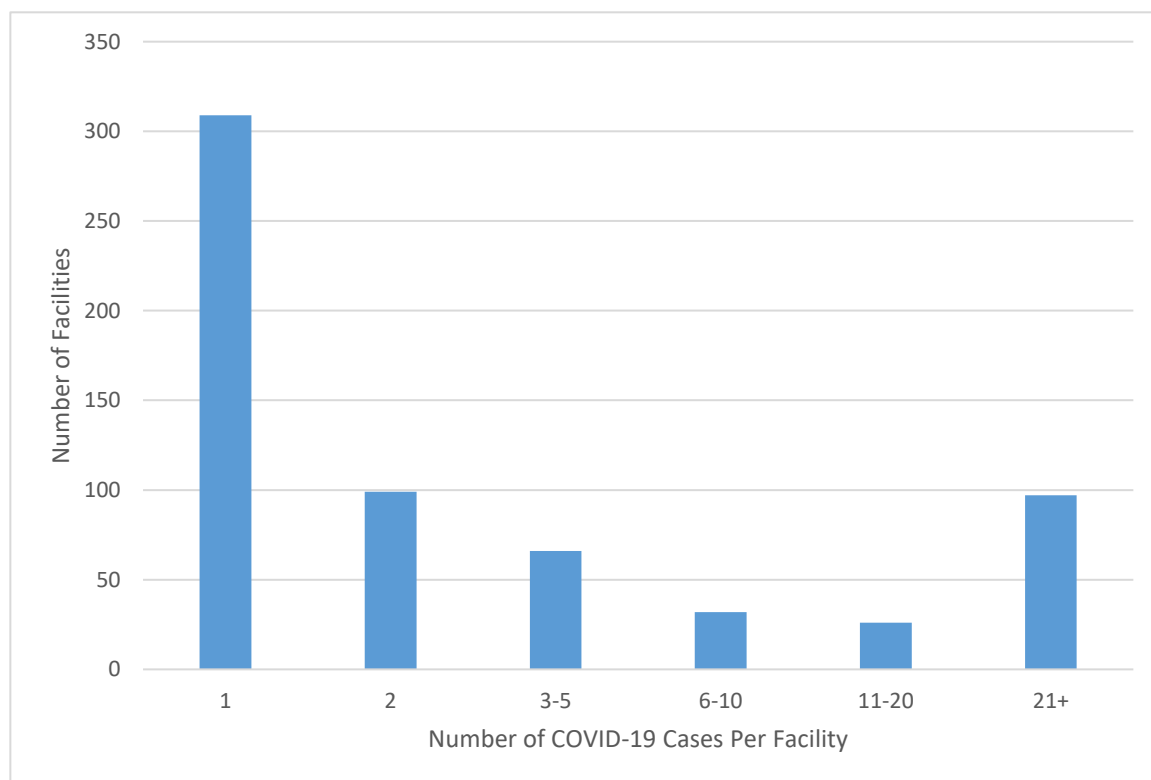
As at 12:00 hrs 23 December 2021 there has been a total of 264,917 cases of COVID-19 reported, including 37,206 active cases and 2,162 deaths in Australia.

As at 8:00 am 23 December 2021 there are 52 active outbreaks in Australia associated with a single COVID-19 positive case, 38 in New South Wales, 7 in Victoria, 3 in Queensland, and 4 in South Australia.

In addition there are 53 outbreaks in Australia associated with a more than one COVID-19 positive case, 27 in NSW, 19 in Victoria, and 7 in SA. Details of outbreaks associated with more than one COVID case can be found below in Appendix 1: National residential aged care services with two or more positive COVID-19 cases.

Joint arrangements are in place in all states and territories with active outbreak sites to support facilities with outbreaks and additional support for State emergency operation centres is being provided as the need arises. In Victoria, the Victorian Aged Care Response Centre is also fully operational, with Commonwealth and Victorian Government officials working closely together in a coordinated effort to respond to aged care outbreaks across the state.

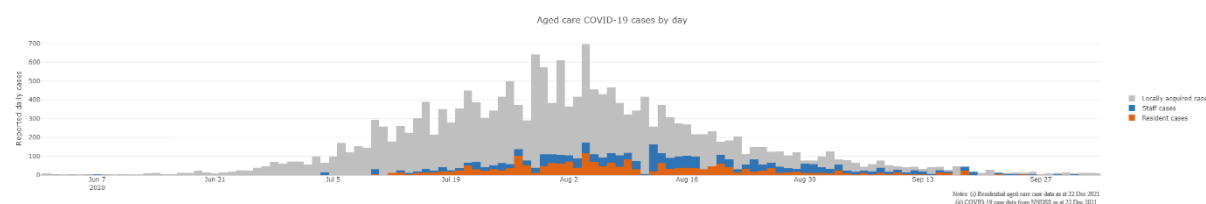
Figure 1: Distribution of Australian residential aged care facilities by total number of cases of COVID-19 (includes staff and resident cases)



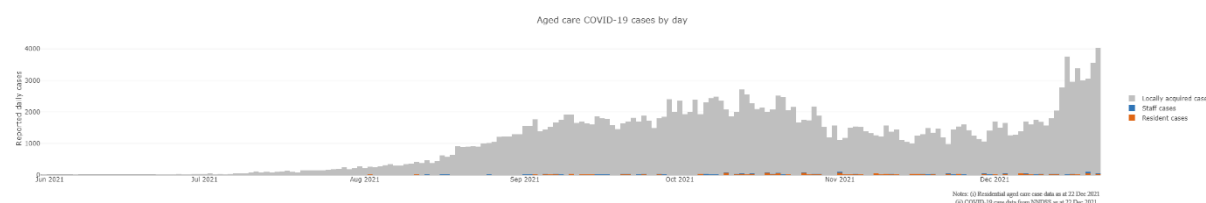
Of the 635 outbreaks in residential aged care facilities, 346 (54 per cent) involved a single case of COVID-19. As at 23 December 2021, 81 per cent of all residential aged care facilities have had no cases of COVID-19.

Figure 2: Number of daily reported COVID-19 cases in Australian residential aged care Facilities overlaid with national locally acquired cases⁴.

June to October 2020



June to December 2021



International comparisons

During the COVID-19 pandemic, no country has been able to avoid outbreaks or deaths in residential aged care when there has been widespread community transmission.

The Australian death rate is 0.49 per cent (4.9 in 1,000) against the total number of residential aged care beds across the country.

By comparison, Canada has experienced over 17 times the number of deaths in care homes than Australia as at 21 December 2021.

- As at 21 December 2021, Canada had experienced 29,972 deaths. This includes 50 per cent of all aged care homes in Canada have had reported cases of COVID-19 in residents or staff (compared to 19 per cent in Australia).
- 15,707 deaths at residential in care homes (or 53 per cent).

Workforce in active residential aged care outbreaks

As at 23 December 2021, workforce surge staff have filled around 58,000 shifts in aged care services impacted by COVID-19, these shifts include roles for GPs, nurses, care workers, allied health workers, executive and ancillary staff. This includes:

Table 2: Workforce resources supplied to residential aged care facilities

Agency	Resources Supplied (as at 23 December 2021)
State and NACER (National Aged Care Emergency Response) Teams	Tasmanian Government: 7 clinical and 2 support staff. Western Australian Government: 19 clinical personnel and 4 support staff. South Australian Government: 18 clinical personnel and 4 support staff. 12 NACER teams (70 personnel) have been deployed.

⁴ National daily cases sourced from NNDSS data as at 16 December 2021 and are filtered to locally acquired cases. Case numbers reflect the date of reporting which may differ to diagnosis date. Residential aged care facility staff and resident data sourced from the Department of Health Aged Care COVID Liaison Team. Totals reflect the date of case report and may be affected by delayed reporting.

'RACF' refers to cases in residential aged care facilities (staff and residents)

Agency	Resources Supplied (as at 23 December 2021)
	The deployment of State and NACER teams is now complete.
Recruitment, Consulting, and Staffing Association (RCSA)	Staff supplied to fill 37,328 shifts.
Healthcare Australia	Staff supplied filled 6,133 shifts for workforce surge and 2,295 shifts for NACER teams.
Mable	Supplied 130 staff to fill 2,711 shifts.
Aspen Medical	Supplied 283 staff to fill 1,219 roles including clinical first responders.
Health X	Supplied 97 staff to fill 6,240 shifts.
Torrens Health	Supplied 2,664 shifts in surge workforce roles.
Residential Aged Care Visitation Assistant (RACVA)	RACVAs completed 1,248 shifts.

Provision of personal protective equipment (PPE)

A range of resources and online training on the use of PPE is available on the Department's website for aged care workers.

Since March 2020, the Commonwealth Government has been working with state and territory governments to ensure aged care facilities have sufficient PPE. PPE is dispatched both directly from the National Medical Stockpile (NMS) and by jurisdictions on the NMS' behalf, depending on the specific circumstances.

As at 23 December 2021, the NMS has provided aged care facilities with approximately:

- 23 million masks
- 7 million gowns
- 20 million gloves
- 6 million goggles and face shields
- 100,000 bottles of hand sanitiser

The NMS remains well positioned to respond rapidly to critical shortages of PPE and other medical supplies anywhere in Australia. This includes a series of bulk dispatches of personal protective equipment (PPE) intended to avert any potential critical supply shortages, as well as urgent deployments to organisations and individuals at risk of exposure to COVID-19.

Testing of aged care residents and staff

Rapid Antigen Testing in Aged Care Facilities

The Australian Government, through the Department of Health, is making available COVID-19 rapid antigen testing (RAT) kits to residential aged care facilities and short-term restorative care (aged care services) in high transmission-risk areas, to help prevent and

contain outbreaks. The program consists of a pilot as well as a concurrent broader rollout across New South Wales (NSW), Victoria (Vic), Australian Capital Territory (ACT), Northern Territory (NT), and a first site in Queensland (Qld).

As of 21 December 2021, a total of 2,946,655 **RAT kits** had been delivered or were scheduled for delivery from the National Medical Stockpile (NMS) to 413 aged care services in NSW, 292 aged care services in Vic, 2 aged care services in the ACT, 4 aged care services in the NT and 1 aged care service in Qld (**712 facilities in total**), so they can regularly screen workers and visitors (not residents), on a voluntary basis, and when applicable, help them contain an outbreak. Over 1.6 million RAT tests have been delivered in NSW, over 1.2 million in Vic, over 6,900 in the ACT, 2,100 in the NT, and this week over 3,000 RAT tests were sent to Qld.

RAT tests may be used to screen residents in some circumstances, such as the initial response to outbreaks in aged care services, as required. More information about this program is available at the Department of Health Website - <https://www.health.gov.au/initiatives-and-programs/rapid-antigen-testing-for-aged-care>

Aged Care Services - Snapshot	NSW	VIC	ACT [#]	NT	QLD [#]	Total
Number of aged care services operating in ACT, NSW, Vic, NT and Qld [^] :	949	809	26	30	525	2,339
Number of aged care services that have participated in the program [^] This represents 31% of all aged care services across ACT, NSW, Vic, NT and Qld.	413	292	2	4	1	712
Number of tests delivered from the NMS [*]	1,650,014	1,284,341	6,925	2,100	3,275	2,946,655

[#] Part of the initial response to outbreaks experienced by ACT and Qld residential aged care facilities

[^] Includes residential aged care (including MPS and NATSIFAC) and short-term restorative care

^{*} Tests to be made available from the National Medical Stockpile (NMS) to residential aged care facilities located within selected SA3s in NSW and VIC, or facilities experiencing an outbreak (e.g. ACT and Qld sites).

State	Eligible high transmission-risk areas [†]
NSW	Auburn, Bankstown, Bayside, Botany, Bringelly-Green Valley, Canterbury, Eastern Suburbs – North, Eastern Suburbs – South, Fairfield, Marrickville - Sydenham – Petersham, Merrylands-Guildford, Orange, Richmond Valley–Coastal, St Marys, Sydney-Inner City,.
NT	Katherine
Vic	Baw Baw, Brunswick – Coburg, Cardinia, Casey – South, Hobsons Bay, Keilor, Kingston, Manningham – East, Manningham – West, Moreland – North, Mornington Peninsula, Melton - Bacchus Marsh, Surf Coast – Bellarine Peninsula, Tullamarine – Broadmeadows, Whittlesea – Wallan

[†] Statistical Area Level 3 (SA3)

In relation to the concurrent RAT pilot program, the Department has recently undertaken a 2-Phased RAT pilot in residential aged care settings. Phase 1 of the pilot commenced on 16 August 2021 and included ten facilities located in COVID-19 affected areas in Greater Sydney.

Furthermore, Phase 2 of the pilot, which involved a further 70 facilities from NSW and Vic, was also recently completed with the cut off for final data entries being 26 November 2021. Note that, of the 80 facilities that initially joined the pilot, a total of 11 aged care facilities subsequently withdrew from the pilot. The final evaluation report was received by the Department on 10 December 2021.

Sonic Weekly Testing

As at 21 December 2021, under contract with the Commonwealth, Sonic Healthcare has conducted 1,152,598 COVID 19 tests at 2,770 unique residential aged care facilities (RACFs) nationally. Of the 1,152,598 tests conducted, 5,114 have been positive.

Vaccination in Residential Aged Care Facilities

As at 22 December 2021, a total of 346,195 doses have been administered to residents in residential aged care facilities.

The Australian Government's COVID-19 booster vaccination program for residential aged care facilities has commenced. Consistent with the initial vaccine roll-out to residential aged care, the booster program will start with in-reach clinics, delivered primarily by vaccine administration providers under contract arrangements to the Commonwealth. Boosters can also be delivered by residential aged care facility self-management and GP and pharmacy in-reach clinics.

VAS providers have started scheduling booster clinics at residential aged care facilities due for a booster vaccination during November and December.

Infection control and audits

The Aged Care Quality and Safety Commission (Commission) conducted an infection control monitoring (ICM) program in all Australian jurisdictions, working in partnership with local health authorities. This program was in addition to the Commission's usual assessment and auditing program, and included spot checks to residential aged care services, without an outbreak, to check compliance with PPE and infection control arrangements.

The purpose of the visit was to observe infection control practices, to ensure that staff, management and visitors were adhering to safe personal protective equipment protocols and to safe infection control arrangements as required under the quality standards.

As at 23 December 2021, the Commission had undertaken 2,913 spot checks to observe infection control practices and PPE protocols in residential aged care facilities. The Commission is transitioning to a COVID-normal regulatory response and has ICM Spot Check Visit program. ICM spot check visits will no longer be undertaken as separate activities and will instead progress within the Commission's usual regulatory operations.

All residential aged care facilities are required to engage an onsite clinical lead to provide leadership and increase capacity in relation to infection prevention and control. The Australian Government is providing a second payment of the COVID-19 supplement to assist facilities in meeting the additional costs of preparing for and responding to COVID-19.

In addition, under the Commonwealth-State Plan to boost aged care preparedness, states and territories are complementing the activity being undertaken by the Commission through additional site visits by state health services at the local level, which includes work relating to infection prevention and control (see Table 3 below). These visits are strengthening state health service relationships with local aged care services as part of the standing up of joint health aged care emergency response centres in each jurisdiction.

The Australian Government is working collaboratively with the states and territories to further bolster infection prevention and control through high quality face-to-face training in the aged care sector. In particular, the Government has committed \$57.8 million to fund states and territories to deliver additional targeted infection prevention and control (IPC) training to enhance RACF staff IPC skills; and undertake prevention, preparedness and response

activities to address a COVID-19 outbreak in RACFs, including supporting RACFs to uplift IPC capacity by providing IPC training.

Table 3: Total Quality Assessment and Monitoring Activities with residential services (including IPC), by type and month 1 December 2020 – to 16 December 2021

Regulatory Activities	Dec 20	Jan-21	Feb-21	Mar-21	Apr-21	May-21	Jun-21	Jul-21	Aug-21	Sep-21	Oct-21	Nov-21	Dec-21	Total ⁵
Site visits	360	291	258	293	149	128	118	87	94	101	74	76	86	4,254
Non-site activities	1,123	356	364	252	143	82	599	530	909	867	286	166	55	14,874
Total	1,483	647	622	545	292	210	717	617	1,003	968	360	242	141	19,124

⁵ Please note totals are based on data from March 2020 to October 2021, however above is data from October 2020 to November 2021 for readability.

Appendix 1: National residential aged care services with two or more positive COVID-19 cases⁶

No.	State	Residential Aged Care Facility	Total Cases	Resident total	Resident resolved	Staff total	Staff Resolved	Resident deaths	Resolved / Active
1	ACT	Calvary Haydon Retirement Community	19	15	8	4	0	7	R
2	ACT	St Andrews Village Hostel	7	4	0	3	0	0	R
3	NSW	Advantage Care at Prestons Lodge (21659)	25	20	11	5	5	1	R
4	NSW	Alkira Gardens	2	1	0	1	0	0	R
5	NSW	Anglican Care C A Brown	3	0	0	3	0	0	A
6	NSW	Anglican Care Jesmond Grove (Second Outbreak)	4	1	0	3	0	0	A
7	NSW	Anglican Care Jesmond Grove, Jesmond (529)	9	7	0	2	0	0	R
8	NSW	Anglican Care Kilpatrick Court	2	1	0	1	0	0	A
9	NSW	Anglicare Newmarch House Aged Care Facility (7212)	2	0	0	2	0	0	R
10	NSW	Anglicare Newmarch House Aged Care Facility (7212)	71	37	18	34	34	19	R
11	NSW	Ashwood Residential Care Service	3	0	0	3	0	0	R

⁶ Data table provided now excludes outbreaks (both active and resolved) where a single case of COVID-19 has been recorded.

No.	State	Residential Aged Care Facility	Total Cases	Resident total	Resident resolved	Staff total	Staff Resolved	Resident deaths	Resolved / Active
12	NSW	Bankstown Terrace Care Community (22846)	6	3	0	3	3	3	R
13	NSW	Bankstown Terrace Care Community (Second outbreak) (22846)	3	0	0	3	0	0	R
14	NSW	BaptistCare Warabrook Centre	17	10	0	7	0	0	A
15	NSW	Baptistcare Warena Centre	2	0	0	2	0	0	A
16	NSW	Beechwood Aged Care	28	24	0	4	0	8	R
17	NSW	Bernard Chan Nursing Home	2	0	0	2	0	0	R
18	NSW	Blacktown Terrace Nursing Home (Second Outbreak)	9	9	0	0	0	1	R
19	NSW	Bupa Clemton Park (19334)	3	2	0	1	0	0	R
20	NSW	Bupa Waratah	2	0	0	2	0	0	A
21	NSW	Calvary Cessnock Retirement Community	2	0	0	2	0	0	R
22	NSW	Calvary Community Care (22419)	3	2	0	1	0	0	R
23	NSW	Care Connect Ltd - Holroyd (25845)	3	3	0	0	0	0	R
24	NSW	Casa Mia Aged Care Centre Second Outbreak (923)	2	1	0	1	0	0	R
25	NSW	Catholic Care Holy Spirit, Dubbo	17	12	0	5	0	2	R

No.	State	Residential Aged Care Facility	Total Cases	Resident total	Resident resolved	Staff total	Staff Resolved	Resident deaths	Resolved / Active
26	NSW	Catholic HealthCare (25059)	3	2	2	1	1	0	R
27	NSW	Catholic Healthcare St Mary's Villa, Dubbo	21	16	0	5	0	4	R
28	NSW	Chiswick Manor Care Community	3	0	0	3	0	0	A
29	NSW	Courtlands Aged Care Facility	3	1	0	2	0	0	R
30	NSW	Dorothy Henderson Lodge, BaptistCare (305)	22	17	11	5	5	6	R
31	NSW	Five Good Friends NSW (26883)	7	7	0	0	0	0	R
32	NSW	Frank and Jess Kennett Home	3	0	0	3	0	0	R
33	NSW	Frederic House	26	18	0	8	0	1	R
34	NSW	Gallipoli Home (22921)	25	20	3	5	0	1	R
35	NSW	Gillawarna Village (1151) second outbreak	32	26	0	6	0	5	R
36	NSW	Gosling Creek Aged Care	19	10	0	9	0	1	A
37	NSW	Greenwood Aged Care Normanhurst (886)	7	6	0	1	0	3	R
38	NSW	Guildford Nursing Home(935)	55	45	0	10	0	6	R
39	NSW	Hammondcare - The Meadows	2	0	0	2	0	0	A
40	NSW	HammondCare Bond House, Harding	3	1	0	2	0	0	R

No.	State	Residential Aged Care Facility	Total Cases	Resident total	Resident resolved	Staff total	Staff Resolved	Resident deaths	Resolved / Active
41	NSW	Hawkesbury Living Nursing Home (853)	53	40	10	13	1	7	R
42	NSW	Integratedliving Home Care Packages	2	2	0	0	0	0	A
43	NSW	IRT Berala on the Park	2	0	0	2	0	0	R
44	NSW	IRT Tarrawanna	32	26	20	6	6	5	R
45	NSW	Japara Corymbia (27611)	2	0	0	2	0	0	R
46	NSW	Jesmond Aged Care (683)	2	0	0	2	0	0	R
47	NSW	Katoomba Views Care Community	10	3	0	7	0	0	A
48	NSW	Kincare (4718)	7	5	0	2	0	2	A
49	NSW	Kincare Western Sydney (17595)	3	3	3	0	0	0	R
50	NSW	Markmoran at Vacluse	9	4	0	5	0	0	A
51	NSW	Maroba Nursing Home (Second Outbreak)	2	0	0	2	0	0	A
52	NSW	Mercy Place Albury	36	30	18	6	6	10	R
53	NSW	Meredith House Nursing Home (707)	6	2	0	4	0	1	R
54	NSW	Mildred Symons House (second outbreak) (1000)	17	14	12	3	0	0	R
55	NSW	Northcourt Nursing Home (9740)	28	25	0	3	0	2	R

No.	State	Residential Aged Care Facility	Total Cases	Resident total	Resident resolved	Staff total	Staff Resolved	Resident deaths	Resolved / Active
56	NSW	Opal Canterbury Place Care Community	2	0	0	2	0	0	R
57	NSW	Pacific Lodge	2	0	0	2	0	0	R
58	NSW	Pathways Sailors Bay (6899)	2	1	0	1	0	0	R
59	NSW	Pathways Sailors Bay (second outbreak)	6	4	1	2	0	0	R
60	NSW	Peakhurst Lodge (838)	2	0	0	2	0	0	R
61	NSW	Pemulwuy Aged Care (Second outbreak)	3	1	0	2	0	0	R
62	NSW	Peoples First Health Care (27392)	4	3	0	1	0	0	R
63	NSW	Presbyterian Aged Care - Ashfield (547)	9	8	0	1	0	2	R
64	NSW	Presbyterian Aged Care - Ashfield (Second Outbreak)	2	0	0	2	0	0	A
65	NSW	Regis Elermore Vale (second Outbreak)	2	0	0	2	0	0	A
66	NSW	Regis Rose Bay	2	0	0	2	0	0	R
67	NSW	RFBI Hawkins Masonic Village, Edgeworth Acacia House (311)	20	14	0	6	0	2	R
68	NSW	Rosemore Aged Care (second outbreak) (945)	2	0	0	2	0	0	R
69	NSW	Seven Hills Nursing Home	2	0	0	2	0	0	A

No.	State	Residential Aged Care Facility	Total Cases	Resident total	Resident resolved	Staff total	Staff Resolved	Resident deaths	Resolved / Active
70	NSW	Southern Cross Care Daceyville	4	4	0	0	0	1	R
71	NSW	Southern Cross Care Lavington RACF (7970)	9	8	0	1	0	1	R
72	NSW	Southhaven Aged Care (Second Outbreak)	4	1	0	3	0	0	A
73	NSW	St Agnes Site	2	0	0	2	0	0	A
74	NSW	ST Basil's In Home Care	2	1	0	1	0	0	A
75	NSW	St Basil's Lakemba	25	22	0	3	0	0	A
76	NSW	St Basils, Randwick (7978)	2	1	0	1	0	0	R
77	NSW	St George Aged Care Centre, Bexley (931)	15	8	5	7	0	3	R
78	NSW	St George Aged Care Centre, Bexley (second outbreak) (931)	3	1	0	2	0	0	R
79	NSW	St George Community Transport (24394)	2	0	0	2	2	0	R
80	NSW	St Marys Villa Residential Aged Care (546)	2	1	0	1	0	0	R
81	NSW	St Simeon Village	2	0	0	2	0	0	R
82	NSW	St Vincent's Auburn	2	1	0	1	0	0	R
83	NSW	St Vincent's Care Services Yennora	2	0	0	2	0	0	A
84	NSW	Stanmore Place Care Community, Stanmore (898)	2	0	0	2	0	0	R

No.	State	Residential Aged Care Facility	Total Cases	Resident total	Resident resolved	Staff total	Staff Resolved	Resident deaths	Resolved / Active
85	NSW	Storm Village, Anglican Care (246)	2	0	0	2	2	0	R
86	NSW	SummitCare Baulkham Hills (6961)	13	6	6	7	7	0	R
87	NSW	SummitCare Penrith	3	0	0	3	1	0	R
88	NSW	Summitcare Randwick (759)	2	0	0	2	0	0	R
89	NSW	The Donald Coburn Centre	4	0	0	4	0	0	A
90	NSW	The Greek Community Home for the Aged	10	7	3	3	3	2	R
91	NSW	The Maronite Sisters Of The Holy Family Village	2	0	0	2	0	0	A
92	NSW	Uniting Edinglassie (504)	10	9	0	1	0	2	R
93	NSW	Uniting Garden Suburb	3	0	0	3	0	0	A
94	NSW	Uniting Hawkesbury Richmond	2	0	0	2	0	0	R
95	NSW	Uniting Lillian Wells North Paramatta	44	33	0	11	0	0	A
96	NSW	Uniting Mullauna, Blacktown (397)	3	2	0	1	0	0	R
97	NSW	Uniting Springwood	5	2	0	3	0	2	R
98	NSW	Uniting The Marion Leichhardt (117)	6	3	0	3	0	0	R
99	NSW	Waterview Aged Care Facility	2	0	0	2	0	0	A

No.	State	Residential Aged Care Facility	Total Cases	Resident total	Resident resolved	Staff total	Staff Resolved	Resident deaths	Resolved / Active
100	NSW	Weeroona Aged Care Plus Centre	3	1	0	2	0	0	A
101	NSW	Wesley Mission Community Services (17865)	2	2	2	0	0	0	R
102	NSW	Woodland Lodge	2	0	0	2	0	0	A
103	NSW	Woollahra Montefiore Home	2	0	0	2	0	0	R
104	NSW	Wyoming Nursing Home (773)	36	27	0	9	0	5	R
105	NSW	Yallambee Village (160)	2	1	0	1	0	0	R
106	NSW	Yallambee Village (2nd Outbreak) (160)	15	14	0	1	0	0	R
107	NSW	Yallambee Village (Third Outbreak)	2	1	0	1	0	0	A
108	QLD	Anglicare SQ South Coast Region Home Care (23403)	2	2	2	0	0	0	R
109	QLD	Blue Care Caboolture Community Care CACP (18034)	2	2	2	0	0	0	R
110	QLD	Feros Care (23328)	2	1	1	1	1	0	R
111	QLD	Greek Orthodox Community of St George Brisbane (18203)	3	0	0	3	3	0	R
112	QLD	Integrated Living Australia Ltd (25067)	3	3	0	0	0	0	A
113	SA	Ananda Findon Residential Care	2	0	0	2	0	0	A

No.	State	Residential Aged Care Facility	Total Cases	Resident total	Resident resolved	Staff total	Staff Resolved	Resident deaths	Resolved / Active
114	SA	Anglicare Brompton (5486)	4	0	0	4	4	0	R
115	SA	Bene Aged Care - The Italian Village	14	12	0	2	0	0	A
116	SA	Calvary Flora McDonald	2	0	0	2	0	0	A
117	SA	Gloucester Residential Facility	4	1	0	3	0	0	A
118	SA	Para Hills Residential Care	2	0	0	2	0	0	A
119	SA	Regency Green Multi-Cultural Aged Care Service	2	0	0	2	0	0	A
120	SA	Wesley House	5	1	0	4	0	0	A
121	TAS	Anglicare Tasmania Inc (23660)	2	2	0	0	0	2	R
122	TAS	Integratedliving (23008)	2	2	2	0	0	0	R
123	TAS	Melaleuca Home for the Aged (5092)	2	1	0	1	1	1	R
124	VIC	Annecto Footscray	10	9	0	1	0	1	A
125	VIC	Anzac Lodge Private Nursing Home	2	0	0	2	0	0	R
126	VIC	Arcare Burnside (5845)	5	0	0	5	5	0	R
127	VIC	Arcare Carnegie (5936)	2	0	0	2	0	0	R
128	VIC	Arcare Craigieburn (8041)	82	37	22	45	45	15	R

No.	State	Residential Aged Care Facility	Total Cases	Resident total	Resident resolved	Staff total	Staff Resolved	Resident deaths	Resolved / Active
129	VIC	Arcare Essendon (second outbreak)	2	2	0	0	0	0	R
130	VIC	Arcare Keysborough	37	25	25	12	12	1	R
131	VIC	Arcare Maidstone (5920)	7	0	0	7	7	0	R
132	VIC	Arcare Maidstone 2 (5920)	8	3	3	5	5	0	R
133	VIC	Arcare Sydenham (2324)	47	22	16	25	25	6	R
134	VIC	Arcare Sydenham (Second Outbreak)	6	2	0	4	0	1	R
135	VIC	Ashleigh House Hostel (680)	2	0	0	2	0	0	R
136	VIC	Assisi Aged Care (2122)	43	36	28	7	6	0	R
137	VIC	Assisi Aged Care (2122)	3	0	0	3	3	0	R
138	VIC	Aurum Brunswick	20	14	12	6	2	0	R
139	VIC	Aurum Healesville (7100)	2	0	0	2	2	0	R
140	VIC	Aurum Plenty (8029)	83	47	34	36	36	13	R
141	VIC	Aurum Reservoir (5433)	3	0	0	3	3	0	R
142	VIC	Aurum Reservoir (Second Outbreak)	18	13	4	5	0	1	A
143	VIC	Australian Vietnamese Womens Association -	6	3	0	3	0	0	R
144	VIC	Avonlea Grange Hostel (2299)	2	0	0	2	2	0	R

No.	State	Residential Aged Care Facility	Total Cases	Resident total	Resident resolved	Staff total	Staff Resolved	Resident deaths	Resolved / Active
145	VIC	Avonlea(1761)	3	0	0	3	0	0	R
146	VIC	Banksia Lodge Residential Aged Care Services	3	3	0	0	0	0	A
147	VIC	Banyule City Council (25412)	2	1	1	1	1	0	R
148	VIC	Baptcare - Camberwell - 0475	3	3	0	0	0	0	R
149	VIC	Baptcare - Westhaven Community (2346) second outbreak	41	38	26	3	3	13	R
150	VIC	Baptcare Brookview Community (Second Outbreak)	10	5	0	5	0	1	R
151	VIC	Baptcare Brookview Community Westmeadows (7467)	21	10	9	11	11	1	R
152	VIC	Baptcare Strathalan (5378)	2	0	0	2	2	0	R
153	VIC	Baptcare The Orchards - Doncaster (19354)	2	0	0	2	2	0	R
154	VIC	Baptcare Wattle Grove Community	4	0	0	4	0	0	R
155	VIC	Baptcare Wyndham Lodge (2954)	232	101	71	131	131	30	R
156	VIC	Belvedere Aged Care	47	39	0	8	8	11	R
157	VIC	Benetas Colton Close Glenroy (third outbreak)	4	1	0	3	0	0	R

No.	State	Residential Aged Care Facility	Total Cases	Resident total	Resident resolved	Staff total	Staff Resolved	Resident deaths	Resolved / Active
158	VIC	Benetas St Georges (2989)	70	32	20	38	38	12	R
159	VIC	Bentons Lodge (Second Outbreak)	5	3	3	2	0	0	R
160	VIC	Bethel Aged Care	5	4	2	1	1	0	R
161	VIC	Bill Crawford Lodge (2961)	5	2	2	3	3	0	R
162	VIC	BlueCross Autumdale (1995)	54	24	11	30	30	13	R
163	VIC	Bluecross Baradine (5990)	2	0	0	2	2	0	R
164	VIC	BlueCross Chelsea Manor (5417)	5	0	0	5	5	0	R
165	VIC	BlueCross Elly Kay (Second Outbreak)	48	40	33	8	8	4	A
166	VIC	BlueCross Glengowrie	61	44	0	17	0	3	R
167	VIC	Bluecross Ivanhoe (1779)	5	0	0	5	5	0	R
168	VIC	Bluecross Ivanhoe (Second Outbreak)	2	1	0	1	0	0	A
169	VIC	Bluecross Riverlea (5175)	3	0	0	3	3	0	R
170	VIC	Bluecross Silverwood (5361)	2	0	0	2	2	0	R
171	VIC	BlueCross The Boulevard (5926)	69	36	22	33	33	14	R
172	VIC	Bluecross The Gables	35	29	21	6	0	3	R
173	VIC	BlueCross The Hilltop (2679)	2	0	0	2	0	0	R

No.	State	Residential Aged Care Facility	Total Cases	Resident total	Resident resolved	Staff total	Staff Resolved	Resident deaths	Resolved / Active
174	VIC	BlueCross Western Gardens (third outbreak)	3	3	0	0	0	0	R
175	VIC	Boyne Russell Nursing Home (2983)	2	0	0	2	2	0	R
176	VIC	Brotherhood of St Laurence Frankston (18697)	7	3	2	4	4	1	R
177	VIC	Bupa Eastwood	15	11	0	4	0	0	R
178	VIC	Bupa Edithvale (3004)	78	44	26	34	34	18	R
179	VIC	Bupa Greensborough (5702)	2	0	0	2	2	0	R
180	VIC	Bupa Sunshine (2834)	2	0	0	2	2	0	R
181	VIC	Bupa Templestowe (19281)	11	3	1	8	8	2	R
182	VIC	Bupa Traralgon (8025)	19	7	5	12	12	2	R
183	VIC	BUPA Woodend (2728)	4	1	1	3	3	0	R
184	VIC	Calvary Community Care (18709)	2	2	2	0	0	0	R
185	VIC	Campbell Place (Second Outbreak)	13	7	7	6	5	0	R
186	VIC	Campbell Place Aged Care Facility (1794)	4	2	0	2	0	0	R
187	VIC	Campbell Place Aged Care Facility (1794)	2	0	0	2	2	0	R
188	VIC	Care Connect Ltd - Community and Home Support (25845)	2	1	1	1	1	0	R

No.	State	Residential Aged Care Facility	Total Cases	Resident total	Resident resolved	Staff total	Staff Resolved	Resident deaths	Resolved / Active
189	VIC	Care Connect, Abbotsford (2504)	4	3	0	1	1	0	R
190	VIC	Care Connect, Abbotsford (Third Outbreak)	2	2	0	0	0	0	R
191	VIC	Care Connect, Abbotsford Second Outbreak(2504)	11	11	0	0	0	0	R
192	VIC	Care Connect, Hume (22778)	3	2	1	1	1	1	R
193	VIC	Carrum Downs Private Nursing Home (2698)	8	6	5	2	0	0	R
194	VIC	Centennial Lodge	46	36	32	10	10	4	R
195	VIC	Chomley House Hostel (1990)	2	0	0	2	2	0	R
196	VIC	Churches of Christ Care Arcadia Aged Care Service Essendon (5927)	22	10	6	12	12	4	R
197	VIC	Coppin Centre Melbourne (2134)	2	0	0	2	2	0	R
198	VIC	Coppin Centre Melbourne (2134) second outbreak	38	25	0	13	2	1	R
199	VIC	Corpus Christi Aged Care Residence (6003) - Villa Maria Catholic Homes	3	0	0	3	3	0	R
200	VIC	Craigcare Berwick (2770) second outbreak	2	0	0	2	0	0	R
201	VIC	Craigcare Pascoe Vale (2722)	94	47	31	47	47	16	R
202	VIC	Cumberland Manor (2818)	107	53	42	54	54	11	R

No.	State	Residential Aged Care Facility	Total Cases	Resident total	Resident resolved	Staff total	Staff Resolved	Resident deaths	Resolved / Active
203	VIC	Donwood Nursing Home (2942)	4	3	0	1	0	0	R
204	VIC	Donwood Nursing Home (2942) Second outbreak	4	2	0	2	0	0	R
205	VIC	Doutta Gala Footscray (third outbreak)	4	2	0	2	0	0	R
206	VIC	Doutta Gala Lynch's Bridge	11	8	0	3	0	3	R
207	VIC	Doutta Galla Avondale Heights (Second Outbreak)	2	0	0	2	1	0	R
208	VIC	Doutta Galla Footscray 2. (6909)	56	30	21	26	26	9	R
209	VIC	Doutta Galla Lynch's Bridge (2124)	2	0	0	2	2	0	R
210	VIC	Doutta Galla Wornack (2140)	42	20	12	22	22	8	R
211	VIC	Doutta Galla Yarraville (2144)	86	42	25	44	44	17	R
212	VIC	Edenvale Manor Aged Care Facility (2333)	20	14	10	6	6	4	R
213	VIC	Elly Kay ACF Mordialloc (2154) - BlueCross	2	1	0	1	1	1	R
214	VIC	Embracia in Reservoir (third outbreak)	25	16	0	9	0	5	R
215	VIC	Embracia Moonee Valley (8030)	61	26	17	35	35	9	R
216	VIC	Embracia Moonee Valley (Second Outbreak)	2	0	0	2	0	0	R
217	VIC	Emmavale Gardens	3	2	0	1	0	0	A

No.	State	Residential Aged Care Facility	Total Cases	Resident total	Resident resolved	Staff total	Staff Resolved	Resident deaths	Resolved / Active
218	VIC	Emmavale Gardens - Menarock Life Lower Templestowe (2297)	4	1	1	3	3	0	R
219	VIC	Epping Gardens (22843)	190	103	65	87	87	38	R
220	VIC	Epping Gardens (second outbreak)	9	9	9	0	0	1	R
221	VIC	Essendon Aged Care (2825) - Menarock Life	47	20	13	27	27	7	R
222	VIC	Estia Altona Meadows (Second Outbreak)	2	1	0	1	0	0	R
223	VIC	Estia Health Ardeer (2835)	133	49	32	84	84	17	R
224	VIC	Estia Health Ardeer (2835) second outbreak	23	18	10	5	0	4	A
225	VIC	Estia Health Bentleigh	3	1	0	2	0	0	A
226	VIC	Estia Health Glen Waverley (8076)	6	2	2	4	4	0	R
227	VIC	Estia Health Heidelberg West (2314)	97	29	19	68	67	10	R
228	VIC	Estia Health Keilor (2844)	4	2	2	2	2	0	R
229	VIC	Estia Health Keilor 2. (2844)	42	24	18	18	18	6	R
230	VIC	Estia Health Keysborough (2328)	21	8	5	13	13	3	R
231	VIC	Estia Health Plenty Valley (5445)	2	1	0	1	0	0	R
232	VIC	Estia Health South Morang	79	56	49	23	15	8	R

No.	State	Residential Aged Care Facility	Total Cases	Resident total	Resident resolved	Staff total	Staff Resolved	Resident deaths	Resolved / Active
233	VIC	Eva Tilley Memorial Hostel	8	4	0	4	0	0	R
234	VIC	Ferndale Gardens Aged Care Services	35	19	0	16	0	1	R
235	VIC	Ferndale Gardens Aged Care Services (Second outbreak)	8	7	0	1	0	0	A
236	VIC	Five Good Friends Altona	4	4	0	0	0	0	R
237	VIC	Florence Aged Care (6839)	46	28	20	18	18	8	R
238	VIC	Forest Lodge Residential Aged Care (6833) second outbreak)	16	14	0	2	0	0	R
239	VIC	Frankston City Council - Care Relationships and Carer Support (24459)	3	2	2	1	1	0	R
240	VIC	Frankston Nursing Home (19352) (Second outbreak)	2	2	0	0	0	0	R
241	VIC	Froniditha Clayton Aged Care Facility	2	0	0	2	0	0	R
242	VIC	Froniditha Thalpori Aged Care Services - St Albans (5474)	3	1	0	2	2	1	R
243	VIC	Froniditha Thalpori Aged Care Services - St Albans (Second Outbreak)	44	26	0	18	0	3	R
244	VIC	Glanville Village (5520)	5	4	0	1	0	2	R
245	VIC	Glendale Aged Care (1889)	93	45	29	48	48	16	R

No.	State	Residential Aged Care Facility	Total Cases	Resident total	Resident resolved	Staff total	Staff Resolved	Resident deaths	Resolved / Active
246	VIC	Glendale Aged Care (Second Outbreak)	4	0	0	4	0	0	R
247	VIC	Glenlyn Aged Care Facility (2725)	63	40	36	23	23	4	R
248	VIC	Grace of Mary Greek Cypriot Elderly Hostel (2276)	55	22	11	33	33	11	R
249	VIC	Grand Cedar	2	0	0	2	0	0	R
250	VIC	Green Gables Private Hostel	7	3	0	4	0	0	A
251	VIC	Gregory Lodge (3028) - Royal Freemasons	66	39	24	27	27	15	R
252	VIC	Hammond Care Caulfield Village Aged Care Facility (2334)	2	2	2	0	0	0	R
253	VIC	Holloway Aged Care Services (2116)	3	1	0	2	2	1	R
254	VIC	Holloway Aged Care Services (Second Outbreak)	2	1	0	1	0	0	R
255	VIC	Homewood Residential Aged Care (second outbreak)	8	7	0	1	0	0	R
256	VIC	Hope Aged Care Sunshine (Second Outbreak)	37	25	22	12	9	3	R
257	VIC	Hume City Council (3059)	4	4	0	0	0	0	R
258	VIC	James Barker House (2263)	3	1	1	2	2	0	R

No.	State	Residential Aged Care Facility	Total Cases	Resident total	Resident resolved	Staff total	Staff Resolved	Resident deaths	Resolved / Active
259	VIC	Japara Central Park (2769)	40	18	15	22	22	3	R
260	VIC	Japara Central Park (Second Outbreak)	5	4	0	1	0	0	R
261	VIC	Japara Elanora (5312)	63	31	19	32	32	12	R
262	VIC	Japara Goonawarra (3026)	103	53	33	50	50	20	R
263	VIC	Japara Kingston Gardens (1992)	3	1	0	2	2	0	R
264	VIC	Japara Millward (2323)	36	19	15	17	17	4	R
265	VIC	Japara the Highbury (23624) second outbreak	10	8	0	2	0	0	A
266	VIC	Japara The Regent (27311)	42	21	18	21	21	3	R
267	VIC	Japara Trugo Place	2	0	0	2	0	0	R
268	VIC	Japara Trugo Place (second outbreak)	2	2	0	0	0	0	R
269	VIC	Japara Viewhills Manor	4	3	0	1	0	0	R
270	VIC	Kalyana Care (1921)	101	57	31	44	44	26	R
271	VIC	Kensington Grange(2807)	3	1	0	2	0	0	R
272	VIC	Kerala Manor (12307)	11	9	1	2	0	0	R
273	VIC	Kincare (4839)	7	5	0	2	0	0	R
274	VIC	Kirkbrae Presbyterian Homes (2894)	115	61	40	54	54	21	R

No.	State	Residential Aged Care Facility	Total Cases	Resident total	Resident resolved	Staff total	Staff Resolved	Resident deaths	Resolved / Active
275	VIC	Langford Grange	37	32	22	5	0	7	R
276	VIC	Liferview Emerald Glades (5386)	23	18	16	5	0	1	R
277	VIC	Liscombe House (2015)	2	0	0	2	2	0	R
278	VIC	Little Sisters of the Poor, Northcote (2169)	2	1	0	1	1	1	R
279	VIC	Lynden Aged Care (1861)	3	1	1	2	2	0	R
280	VIC	Maculata Place Shepparton Villages (2107)	3	1	1	2	2	0	R
281	VIC	Martin Luther Homes (1951)	2	0	0	2	2	0	R
282	VIC	McGregor Gardens Aged Care (2874) - Menarock Life	4	1	1	3	3	0	R
283	VIC	McGregor Gardens Aged Care (Third outbreak)	12	12	0	0	0	3	R
284	VIC	MECWA (all regions) (964)	8	8	0	0	0	0	R
285	VIC	Mecwacare John Atchison Centre (26621)	84	45	27	39	39	18	R
286	VIC	Melville Grange Homestyle Aged Care Facility (2308) second outbreak	3	1	0	2	1	0	R
287	VIC	Mercy Place Dandenong (1944)	21	13	10	8	8	3	R
288	VIC	Mercy Place East Melbourne (5928) second outbreak)	5	3	0	2	0	1	R

No.	State	Residential Aged Care Facility	Total Cases	Resident total	Resident resolved	Staff total	Staff Resolved	Resident deaths	Resolved / Active
289	VIC	Mercy Place Montrose (2994)	2	0	0	2	2	0	R
290	VIC	Mercy Place Parkville (6493)	97	58	36	39	39	22	R
291	VIC	Mercy Place Templestowe (1978)	2	1	1	1	1	0	R
292	VIC	Mercy Place Wyndham (2862)	5	2	1	3	3	1	R
293	VIC	Merri Health - In Good Hands (18821) (consolidated cases 1-6)	7	6	6	1	1	0	R
294	VIC	MiCare Home Care Service WMR (23537)	2	2	2	0	0	0	R
295	VIC	Mitchell House Hostel Morwell (1880)	2	1	1	1	1	0	R
296	VIC	Montefiore Homes Community Residence - Jewish Care Hannah and Daryl Cohen Centre Windsor Aged Care Facility (1783)	67	33	31	34	34	2	R
297	VIC	Mornington Bay Care Community	21	15	13	6	6	2	R
298	VIC	Newmans on the Park (6492)	2	0	0	2	0	0	R
299	VIC	Newmans on the Park (6492) second outbreak	2	0	0	2	0	0	R
300	VIC	Northern Health Home Care Packages - Level 4	3	3	0	0	0	0	R
301	VIC	Olivet Aged Persons Home (Second Outbreak)	40	29	0	11	0	3	R

No.	State	Residential Aged Care Facility	Total Cases	Resident total	Resident resolved	Staff total	Staff Resolved	Resident deaths	Resolved / Active
302	VIC	Omni-Care (26332)	4	0	0	4	4	0	R
303	VIC	Opal Hobsons Bay Altona North (2285)	37	22	13	15	15	9	R
304	VIC	Opal Meadow Heights Care Community	34	25	13	9	0	13	R
305	VIC	Opal South Valley (5199)	56	32	24	24	24	8	R
306	VIC	Ottoman Village Aged Care	30	22	0	8	0	2	R
307	VIC	Outlook Gardens Aged Care (1935)	99	41	28	58	58	13	R
308	VIC	Outlook Gardens Aged Care (1935) Second outbreak	8	7	4	1	0	1	R
309	VIC	Outlook Gardens Aged Care third outbreak	2	2	0	0	0	0	A
310	VIC	P.S. Hobson Nursing Home (2976)	3	2	0	1	0	0	R
311	VIC	Parkvilla Aged Care Facility	5	4	0	1	0	0	A
312	VIC	People First Healthcare (27392)	3	2	0	1	0	0	R
313	VIC	Point Cook Manor Aged Care (7466)	2	0	0	2	2	0	R
314	VIC	Princeton View (6033)	71	28	19	43	43	9	R
315	VIC	Rathdowne Place Aged Care, Carlton (7104)	9	1	1	8	8	0	R
316	VIC	Rathdowne Place Aged Care, Carlton (third outbreak)	2	1	1	1	0	0	R

No.	State	Residential Aged Care Facility	Total Cases	Resident total	Resident resolved	Staff total	Staff Resolved	Resident deaths	Resolved / Active
317	VIC	Regis Brighton (5542)	67	24	13	43	43	11	R
318	VIC	Regis Cranbourne (5316)	2	0	0	2	2	0	R
319	VIC	Regis Dandenong North	28	23	0	5	0	1	R
320	VIC	Regis Dandenong North (Second Outbreak)	2	0	0	2	0	0	R
321	VIC	Regis Dandenong North (Third Outbreak)	5	1	0	4	0	0	A
322	VIC	Regis Fawkner (3030)	5	4	3	1	1	1	R
323	VIC	Regis Fawkner (Second Outbreak)	26	19	17	7	7	2	R
324	VIC	Regis Macleod (2654)	2	0	0	2	2	0	R
325	VIC	Regis Macleod 2 (2654)	2	0	0	2	2	0	R
326	VIC	Riddell Gardens, Sunbury (5594)	2	2	0	0	0	2	R
327	VIC	Rochester and District Hostel (2029)	15	10	0	5	0	0	R
328	VIC	Rosebrook (second outbreak)	5	3	0	2	0	0	A
329	VIC	Rosehill Aged Care (2682) - Menarock Life	82	51	34	31	31	17	R
330	VIC	Royal Freemasons - Monash Gardens (2009)	2	0	0	2	2	0	R
331	VIC	Ruckers Hill (5485) - BlueCross	108	48	36	60	60	12	R
332	VIC	Rumbalara Multi-Aged Care Complex (7246)	10	5	5	5	5	0	A

No.	State	Residential Aged Care Facility	Total Cases	Resident total	Resident resolved	Staff total	Staff Resolved	Resident deaths	Resolved / Active
333	VIC	Sacred Heart Community	21	18	0	3	0	1	R
334	VIC	Sheriden Aged Care (2206) (Kyabram District Health Service)	3	0	0	3	3	0	R
335	VIC	St Basil's Home for the Aged in Victoria (1909)	191	94	49	97	97	45	R
336	VIC	St Elmo's Nursing Home	4	2	1	2	1	0	R
337	VIC	St Vincent Care Services Eltham (2167)	2	0	0	2	2	0	R
338	VIC	Sunlight Residential Aged Care (Second Outbreak)	3	1	0	2	0	0	R
339	VIC	Sutton Park Assisted Aged Care (5363)	77	46	39	31	31	7	R
340	VIC	The Ashley 2101	3	2	0	1	0	0	R
341	VIC	The Bays Aged Care Facility	21	17	12	4	4	4	R
342	VIC	The Belmont Residential Aged Care	6	5	2	1	0	0	R
343	VIC	The Carers' Phone, Clifton Hill (26757)	2	0	0	2	2	0	R
344	VIC	Trevi Court	3	3	0	0	0	0	A
345	VIC	Twin Parks Aged Care - Reservoir (2054)	125	79	57	46	46	22	R
346	VIC	Uniting Agewell Box Hill (1847)	2	0	0	2	2	0	R

No.	State	Residential Aged Care Facility	Total Cases	Resident total	Resident resolved	Staff total	Staff Resolved	Resident deaths	Resolved / Active
347	VIC	Uniting AgeWell Kingsville (2110)	5	5	0	0	0	0	R
348	VIC	Uniting AgeWell Kingsville (2110)	2	0	0	2	2	0	R
349	VIC	Uniting AgeWell Kingsville (2110) second outbreak	9	7	0	2	0	2	R
350	VIC	Uniting Agewell Limited - Community and Home Support (27598)	7	7	6	0	0	1	R
351	VIC	Uniting AgeWell Noble Park (2773)	2	0	0	2	0	0	R
352	VIC	Uniting AgeWell North West Metro Home Care (23609)	2	2	2	0	0	0	R
353	VIC	Uniting AgeWell Preston 2 (2748)	2	0	0	2	2	0	R
354	VIC	Uniting AgeWell Strathdon	20	13	6	7	0	4	R
355	VIC	Uniting Care lifeAssist (18993)	2	2	2	0	0	0	R
356	VIC	Uniting AgeWell Limited (27598)	2	2	0	0	0	0	R
357	VIC	Uniting AgeWell Preston	2	1	0	1	0	0	R
358	VIC	Victoria Grange RACF	9	6	5	3	1	0	R
359	VIC	Victoria Grange RACF (Second Outbreak)	2	0	0	2	0	0	A
360	VIC	Villa Maria Catholic Homes Berwick Aged Care Residence (2257)	8	5	5	3	3	0	R

No.	State	Residential Aged Care Facility	Total Cases	Resident total	Resident resolved	Staff total	Staff Resolved	Resident deaths	Resolved / Active
361	VIC	Villa Maria Catholic Homes St Bernadette's Aged Care Residence	2	1	0	1	0	0	R
362	VIC	Villa Maria Catholic Homes St Bernadette's Aged Care Residence (2081)	17	4	1	13	13	3	R
363	VIC	Villa Maria Catholic Homes St Bernadette's Aged Care Residence third outbreak(2081)	26	21	18	5	1	6	R
364	VIC	Villa Maria Catholic Homes Wantirna Aged Care Residence (Third Outbreak)	31	26	5	5	2	2	R
365	VIC	Village Glen Aged Care Residences - Mornington (5911)	38	21	16	17	17	5	R
366	VIC	Village Glen Aged Care Residences - Mornington (5911) second outbreak	22	17	0	5	0	1	R
367	VIC	Water Gardens	46	37	37	9	2	3	R
368	VIC	Waverley Valley Aged Care (2311)	17	11	0	6	0	0	A
369	VIC	Weary Dunlop Retirement Village	2	1	0	1	0	0	R
370	VIC	Western Health - Hazeldean Transition Care (6137)	33	22	15	11	11	7	R
371	VIC	Westernport Nursing Home (2196)	2	0	0	2	2	0	R
372	VIC	Westernport Nursing Home (second Outbreak)	11	9	9	2	2	0	R

No.	State	Residential Aged Care Facility	Total Cases	Resident total	Resident resolved	Staff total	Staff Resolved	Resident deaths	Resolved / Active
373	VIC	Westgarth (5940) - BlueCross	32	14	8	18	18	6	R
374	VIC	Whittlesea Lodge	26	20	0	6	0	0	A
375	VIC	Wintringham Coburg (previously Uniting) (19043)	7	3	2	4	4	1	R
376	VIC	Wintringham Eunice Seddon Home	2	0	0	2	0	0	R
377	WA	Aegis Ascot, WA Department of Health (5957)	2	0	0	2	2	0	R
378	WA	The Australian Asian Association of WA Triple A Care (19272)	2	1	0	1	1	1	R